

SUPERCAR CHALLENGE + GT&PROTO CH


SPA EURO RACE

RACE 1

Sector Analysis

Personal Best Session Best Crossing the finish line in the pit lane

Lap	D	Time	Sector 1	Sector 2	Sector 3	T.Spd	Elapsed	Lap	D	Time	Sector 1	Sector 2	Sector 3	T.Spd	Elapsed
102 BODA Racing 1. Bob HERBER Porsche 991 GT3 Cup GT								3	1	2:35.555	43.676	1:12.303	39.576	241.1	9:21.016
1	1	2:38.473	45.579	1:12.370	40.524		2:38.473	4	1	2:32.426	42.902	1:10.374	39.150	247.1	11:53.442
2	1	4:04.052	1:20.784	1:37.126	1:06.142	123.4	6:42.525	5	1	2:33.234	42.753	1:11.204	39.277	250.0	14:26.676
3	1	2:34.006	42.454	1:10.747	40.805	261.5	9:16.531	6	1	2:32.256	43.011	1:10.280	38.965	246.6	16:58.932
4	1	2:34.001	42.445	1:10.251	41.305	260.2	11:50.532	7	1	2:31.681	42.666	1:10.026	38.989	246.6	19:30.613
5	1	2:48.297	44.014	1:16.879	47.404	220.0	14:38.829	8	1	2:31.869	42.476	1:10.018	39.375	249.4	22:02.482
6	1	5:49.493	3:56.458	1:13.142	39.893	230.3	20:28.322	9	1	2:32.066	42.517	1:09.804	39.745	249.4	24:34.548
7	1	2:36.417	44.207	1:12.985	39.225	223.1	23:04.739	10	1	2:32.118	42.781	1:09.987	39.350	248.3	27:06.666
8	1	2:34.784	42.847	1:11.318	40.619	236.8	25:39.523	11	1	2:39.028	44.203	1:10.522	44.303	242.7	29:45.694
9	1	2:41.791	43.368	1:11.634	46.789	222.2	28:21.314	12	1	3:59.335	2:10.437	1:10.023	38.875	241.6	33:45.029
10	1	4:14.022	2:23.493	1:11.600	38.929	235.8	32:35.336	13	1	2:33.162	44.470	1:10.132	38.560	242.2	36:18.191
11	1	2:34.163	43.162	1:11.817	39.184	238.4	35:09.499	14	1	2:33.429	42.407	1:10.830	40.192	248.3	38:51.620
12	1	2:35.245	42.437	1:11.689	41.119	228.3	37:44.744	15	1	2:32.054	42.587	1:10.512	38.955	250.0	41:23.674
13	1	2:33.846	42.857	1:11.402	39.587	248.3	40:18.590	16	1	2:32.890	42.276	1:10.697	39.917	250.0	43:56.564
14	1	2:34.749	42.911	1:12.191	39.647	221.8	42:53.339	17	1	2:31.908	42.598	1:10.335	38.975	248.8	46:28.472
15	1	2:33.450	42.256	1:11.413	39.781	236.3	45:26.789	18	1	2:33.297	42.373	1:11.705	39.219	242.2	49:01.769
16	1	2:33.685	42.241	1:11.707	39.737	238.9	48:00.474	19	1	2:33.392	42.831	1:11.062	39.499	248.8	51:35.161
17	1	2:34.519	42.567	1:12.785	39.167	227.8	50:34.993	20	1	2:33.009	42.705	1:10.992	39.312	250.6	54:08.170
18	1	2:33.965	42.510	1:12.178	39.277	253.5	53:08.958	21	1	2:33.354	42.663	1:11.657	39.034	249.4	56:41.524
19	1	2:38.991	42.651	1:12.983	43.357	249.4	55:47.949	22	1	2:32.927	42.561	1:11.240	39.126	248.8	59:14.451
20	1	2:35.551	42.712	1:12.755	40.084	239.5	58:23.500	23	1	2:32.774	42.789	1:10.529	39.456	250.6	1:01:47.225
21	1	2:35.472	42.494	1:11.612	41.366	237.4	1:00:58.972	24	1	2:33.305	42.846	1:11.039	39.420	250.6	1:04:20.530
22	1	2:35.417	42.525	1:12.239	40.653	233.8	1:03:34.389								
103 Speedlover 1. John DE WILDE Porsche 991 GT3 Cup GT								1	1	4:39.974	2:45.744	1:14.761	39.469		4:39.974
1	1	2:37.277	45.059	1:10.906	41.312		2:37.277	2	1	2:32.085	43.237	1:10.382	38.466	250.6	7:12.059
2	1	4:04.695	1:21.333	1:37.004	1:06.358	113.0	6:41.972	3	1	2:34.187	43.060	1:11.720	39.407	238.4	9:46.246
3	1	2:31.262	42.382	1:09.800	39.080	260.9	9:13.234	4	1	2:34.544	42.935	1:11.463	40.146	251.2	12:20.790
4	1	2:30.601	41.965	1:10.234	38.402	253.5	11:43.835	5	1	2:32.296	43.273	1:09.958	39.065	254.7	14:53.086
5	1	2:30.252	41.732	1:09.953	38.567	251.7	14:14.087	6	1	2:31.754	42.827	1:10.345	38.582	252.9	17:24.840
6	1	2:30.007	41.735	1:09.816	38.456	255.9	16:44.094	7	1	2:31.302	42.469	1:10.132	38.701	254.7	19:56.142
7	1	2:31.018	41.727	1:09.853	39.438	258.4	19:15.112	8	1	2:31.278	42.413	1:10.302	38.563	252.9	22:27.420
8	1	2:32.946	43.833	1:10.545	38.568	250.6	21:48.058	9	1	2:33.513	43.491	1:10.479	39.543	252.3	25:00.933
9	1	2:33.282	43.180	1:11.219	38.883	253.5	24:21.340	10	1	2:39.727	42.855	1:10.050	46.822	253.5	27:40.660
10	1	2:31.303	42.003	1:10.325	38.975	254.1	26:52.643	11	1	4:04.488	2:14.590	1:11.221	38.677	253.5	31:45.148
11	1	2:38.213	41.758	1:11.213	45.242	240.0	29:30.856	12	1	2:31.436	42.241	1:10.483	38.712	253.5	34:16.584
12	1	4:16.008	2:26.725	1:10.699	38.584	251.7	33:46.864	13	1	2:33.136	42.539	1:10.444	40.153	254.1	36:49.720
13	1	2:32.454	43.478	1:10.663	38.313	248.3	36:19.318	14	1	2:32.888	43.414	1:10.745	38.729	235.3	39:22.608
14	1	2:31.743	41.757	1:10.614	39.372	233.3	38:51.061	15	1	2:33.884	43.006	1:11.478	39.400	251.2	41:56.492
15	1	2:30.901	41.719	1:10.550	38.632	255.9	41:21.962	16	1	2:33.287	43.057	1:11.013	39.217	251.7	44:29.779
16	1	2:33.558	42.206	1:11.764	39.588	242.7	43:55.520	17	1	2:33.236	43.160	1:11.112	38.964	246.0	47:03.015
17	1	2:32.383	41.881	1:11.713	38.789	253.5	46:27.903	18	1	2:33.164	42.423	1:12.082	38.659	246.0	49:36.179
18	1	2:33.428	41.743	1:11.679	40.006	238.9	49:01.331	19	1	2:32.921	42.520	1:11.442	38.959	253.5	52:09.100
19	1	2:31.144	42.320	1:10.372	38.452	256.5	51:32.475	20	1	2:33.829	43.341	1:11.742	38.746	214.7	54:42.929
20	1	2:32.571	41.829	1:11.593	39.149	250.6	54:05.046	21	1	2:31.813	42.604	1:10.620	38.589	254.1	57:14.742
21	1	2:31.437	41.611	1:10.720	39.106	259.0	56:36.483	22	1	2:31.508	42.447	1:10.387	38.674	255.9	59:46.250
22	1	2:32.225	41.973	1:10.890	39.362	257.8	59:08.708	23	1	2:32.286	42.438	1:11.089	38.759	255.9	1:02:18.536
23	1	2:32.094	41.794	1:11.125	39.175	260.9	1:01:40.802	24	1	2:31.486	42.255	1:10.357	38.874	254.1	1:04:50.022
24	1	2:33.272	41.979	1:10.805	40.488	256.5	1:04:14.074								
105 JR Motorsport 1. Ward SLUYS BMW M4 Silhouette GT								1	1	2:39.264	45.741	1:12.973	40.550		2:39.264
1	1	2:42.386	47.177	1:12.937	42.272		2:42.386	2	1	4:03.714	1:20.826	1:36.850	1:06.038	117.3	6:42.978
2	1	4:03.075	1:20.724	1:35.853	1:06.498	121.2	6:45.461	3	1	2:32.175	42.710	1:10.309	39.156	259.6	9:15.153
								4	1	2:30.451	42.200	1:09.920	38.331	251.7	11:45.604
								5	1	2:29.776	41.911	1:09.762	38.103	245.5	14:15.380
107 Johan Kraan Motorsport 1. Max WEERING Lamborghini Super Trofeo GT								1	1	4:39.974	2:45.744	1:14.761	39.469		4:39.974
1	1	2:37.277	45.059	1:10.906	41.312		2:37.277	2	1	2:32.085	43.237	1:10.382	38.466	250.6	7:12.059
2	1	4:04.695	1:21.333	1:37.004	1:06.358	113.0	6:41.972	3	1	2:34.187	43.060	1:11.720	39.407	238.4	9:46.246
3	1	2:31.262	42.382	1:09.800	39.080	260.9	9:13.234	4	1	2:34.544	42.935	1:11.463	40.146	251.2	12:20.790
4	1	2:30.601	41.965	1:10.234	38.402	253.5	11:43.835	5	1	2:32.296	43.273	1:09.958	39.065	254.7	14:53.086
5	1	2:30.252	41.732	1:09.953	38.567	251.7	14:14.087	6	1	2:31.754	42.827	1:10.345	38.582	252.9	17:24.840
6	1	2:30.007	41.735	1:09.816	38.456	255.9	16:44.094	7	1	2:31.302	42.469	1:10.132	38.701	254.7	19:56.142
7	1	2:31.018	41.727	1:09.853	39.438	258.4	19:15.112	8	1	2:31.278	42.413	1:10.302	38.563	252.9	22:27.420
8	1	2:32.946	43.833	1:10.545	38.568	250.6	21:48.058	9	1	2:33.513	43.491	1:10.479	39.543	252.3	25:00.933
9	1	2:33.282	43.180	1:11.219	38.883	253.5	24:21.340	10	1	2:39.727	42.855	1:10.050	46.822	253.5	27:40.660
10	1	2:31.303	42.003	1:10.325	38.975	254.1	26:52.643	11</							



SUPERCAR CHALLENGE + GT&PROTO CH

SPA EURO RACE

RACE 1

Sector Analysis

■ Personal Best
 ■ Session Best
 ■ Crossing the finish line in the pit lane


Lap	D	Time	Sector 1	Sector 2	Sector 3	T.Sp	Elapsed	Lap	D	Time	Sector 1	Sector 2	Sector 3	T.Sp	Elapsed
6	1	2:30.001	41.736	1:09.863	38.402	254.7	16:45.381	11	1	2:34.044	42.562	1:11.656	39.826	258.4	29:46.115
7	1	2:31.267	41.691	1:11.198	38.378	254.7	19:16.648	12	1	2:40.631 B	42.621	1:11.616	46.394	262.1	32:26.746
8	1	2:33.540	42.378	1:11.088	40.074	255.3	21:50.188	13	1	4:08.815	2:16.790	1:12.607	39.418	241.1	36:35.561
9	1	2:32.141	41.777	1:11.625	38.739	246.0	24:22.329	14	1	2:33.953	42.506	1:12.602	38.845	215.6	39:09.514
10	1	2:42.408 B	42.886	1:12.524	46.998	251.7	27:04.737	15	1	2:34.828	42.638	1:12.656	39.534	250.0	41:44.342
11	1	4:05.124	2:15.084	1:11.092	38.948	247.1	31:09.861	16	1	2:32.874	42.290	1:11.099	39.485	247.7	44:17.216
12	1	2:32.727	41.923	1:12.017	38.787	251.7	33:42.588	17	1	2:33.408	41.972	1:11.270	40.166	258.4	46:50.624
13	1	2:34.000	44.116	1:11.105	38.779	244.3	36:16.588	18	1	2:35.860	43.911	1:13.247	38.702	247.1	49:26.484
14	1	2:31.787	42.043	1:10.759	38.985	250.6	38:48.375	19	1	2:34.976	43.470	1:11.548	39.958	251.7	52:01.460
15	1	2:33.255	42.030	1:12.501	38.724	242.2	41:21.630	20	1	2:32.997	42.281	1:11.706	39.010	252.3	54:34.457
16	1	2:33.146	42.111	1:12.004	39.031	249.4	43:54.776	21	1	2:36.447	42.184	1:12.839	41.424	257.8	57:10.904
17	1	2:32.533	42.412	1:11.468	38.653	254.1	46:27.309	22	1	2:32.968	42.974	1:10.999	38.995	238.9	59:43.872
18	1	2:33.438	41.904	1:11.873	39.661	255.3	49:00.747	23	1	2:31.859	42.155	1:10.426	39.278	258.4	1:02:15.731
19	1	2:34.124	43.160	1:11.592	39.372	244.9	51:34.871	24	1	2:32.828	42.588	1:11.078	39.162	242.7	1:04:48.559
20	1	2:31.923	41.880	1:11.272	38.771	224.5	54:06.794								
21	1	2:31.588	41.610	1:11.251	38.727	261.5	56:38.382								
22	1	2:32.230	41.921	1:11.463	38.846	252.3	59:10.612								
23	1	2:32.851	41.908	1:11.388	39.555	239.5	1:01:43.463								
24	1	2:32.769	42.021	1:11.554	39.194	255.3	1:04:16.232								

119		Bergmann Motorsport		Porsche 991 GT3 Cup			
		1. Michael BERGMANN		GT			
		2. Chris BERGMANN					
1	1	2:58.638	56.307	1:16.315	46.016	2:58.638	
2	1	3:54.850	1:20.854	1:28.693	1:05.303	142.1	6:53.488
3	1	2:44.072	45.423	1:15.579	43.070	236.8	9:37.560
4	1	2:44.844	45.313	1:16.653	42.878	222.2	12:22.404
5	1	2:43.476	46.149	1:14.585	42.742	211.4	15:05.880
6	1	2:40.437	45.080	1:14.094	41.263	229.8	17:46.317
7	1	2:41.054	45.706	1:14.092	41.256	229.8	20:27.371
8	1	2:42.460	45.819	1:15.518	41.123	216.4	23:09.831
9	1	2:45.728	46.019	1:17.489	42.220	220.9	25:55.559
10	1	2:49.481 B	46.751	1:14.557	48.173	243.8	28:45.040
11	1	4:56.059	2:53.157	1:19.980	42.922	206.9	33:41.099
12	1	2:45.364	46.179	1:17.625	41.560	230.8	36:26.463
13	1	2:42.050	45.497	1:15.239	41.314	231.8	39:08.513
14	1	2:44.493	46.471	1:15.365	42.657	239.5	41:53.006
15	1	2:43.542	45.207	1:15.900	42.435	222.7	44:36.548
16	1	2:40.205	45.262	1:13.985	40.958	237.4	47:16.753
17	1	2:42.331	46.511	1:15.089	40.731	236.8	49:59.084
18	1	2:41.525	45.088	1:15.601	40.836	234.3	52:40.609
19	1	2:40.866	45.083	1:15.135	40.648	244.9	55:21.475
20	1	2:40.309	44.537	1:14.739	41.033	246.6	58:01.784
21	1	2:41.640	45.665	1:15.068	40.907	246.0	1:00:43.424
22	1	2:45.302	46.071	1:14.792	44.439	215.1	1:03:28.726

126		JJ Racing		Porsche 991 GT3 Cup			
		1. Jos JANSEN		GT			
1	1	2:43.210	47.352	1:13.117	42.741	2:43.210	
2	1	4:02.612	1:21.007	1:35.467	1:06.138	141.5	6:45.822
3	1	2:33.518	43.188	1:11.590	38.740	240.5	9:19.340
4	1	2:32.127	42.105	1:11.313	38.709	229.3	11:51.467
5	1	2:33.092	43.241	1:11.172	38.679	211.4	14:24.559
6	1	2:31.933	42.236	1:10.747	38.950	243.8	16:56.492
7	1	2:31.369	42.072	1:10.628	38.669	237.9	19:27.861
8	1	2:32.866	42.347	1:11.657	38.862	245.5	22:00.727
9	1	2:33.507	42.450	1:11.291	39.766	257.1	24:34.234
10	1	2:37.837	43.446	1:11.141	43.250	242.2	27:12.071

127		ITRIS Racing Team		Porsche 991 GT3 Cup	
		1. Thomas WINKLER		GT	
1	1	2:52.639	2:29.677		2:52.639
2	1	3:57.799			6:50.438
3	1	2:35.573			9:26.011
4	1	2:33.475			11:59.486
5	1	2:34.959			14:34.445
6	1	2:33.242			17:07.687
7	1	2:33.261			19:40.948
8	1	2:33.180			22:14.128
9	1	2:34.242			24:48.370
10	1	2:34.107			27:22.477
11	1	2:40.753 B			30:03.230
12	1	4:04.171			34:07.401
13	1	2:34.725			36:42.126
14	1	2:35.456			39:17.582
15	1	2:36.028			41:53.610
16	1	2:35.992			44:29.602
17	1	2:34.885			47:04.487
18	1	2:36.191			49:40.678
19	1	2:33.951			52:14.629
20	1	2:35.880			54:50.509
21	1	2:34.744			57:25.253
22	1	2:33.913			59:59.166
23	1	2:35.203			1:02:34.369
24	1	2:36.272			1:05:10.641

128		ITRIS Racing Team		Porsche 991 Cup			
		1. Alfred WINKLER		GT			
1	1	2:56.924	55.713	1:16.024	45.187	2:56.924	
2	1	3:54.940	1:21.928	1:28.792	1:04.220	153.6	6:51.864
3	1	2:44.477	45.043	1:17.213	42.221	212.2	9:36.341
4	1	2:44.145	45.781	1:16.911	41.453	216.0	12:20.486
5	1	2:43.857	46.897	1:14.917	42.043	203.8	15:04.343
6	1	2:41.294	45.623	1:14.549	41.122	236.3	17:45.637
7	1	2:41.272	45.518	1:14.393	41.361	225.0	20:26.909
8	1	2:42.425	45.920	1:15.056	41.449	207.3	23:09.334
9	1	2:52.000 B	44.617	1:14.994	52.389	213.4	26:01.334
10	1	4:21.426	2:24.974	1:15.168	41.284	205.3	30:22.760
11	1	2:42.368	44.478	1:16.016	41.874	217.3	33:05.128
12	1	2:44.805	45.874	1:17.032	41.899	206.5	35:49.933
13	1	2:42.619	44.891	1:15.908	41.820	215.1	38:32.552



SUPERCAR CHALLENGE + GT&PROTO CH

SPA EURO RACE

RACE 1

Sector Analysis

■ Personal Best
 ■ Session Best
 ■ Crossing the finish line in the pit lane


Lap	D	Time	Sector 1	Sector 2	Sector 3	T.Spd	Elapsed	Lap	D	Time	Sector 1	Sector 2	Sector 3	T.Spd	Elapsed
14	1	2:42.319	44.514	1:15.724	42.081	225.5	41:14.871	18	1	2:35.860	44.164	1:11.846	39.850	238.4	50:05.691
15	1	2:44.013	44.859	1:17.093	42.061	217.7	43:58.884	19	1	2:36.557	44.036	1:12.369	40.152	238.4	52:42.248
16	1	2:43.581	44.677	1:16.676	42.228	227.8	46:42.465	20	1	2:37.392	44.157	1:12.155	41.080	239.5	55:19.640
17	1	2:42.208	44.320	1:15.783	42.105	221.3	49:24.673	21	1	2:37.093	44.362	1:12.503	40.228	236.3	57:56.733
18	1	2:42.716	45.810	1:15.237	41.669	222.7	52:07.389	22	1	2:36.858	44.184	1:12.270	40.404	239.5	1:00:33.591
19	1	2:42.925	44.806	1:17.002	41.117	220.0	54:50.314	23	1	2:37.154	44.509	1:12.041	40.604	236.8	1:03:10.745
20	1	2:41.660	45.406	1:15.264	40.990	227.4	57:31.974	24	1	2:37.597	44.369	1:12.021	41.207	236.3	1:05:48.342
21	1	2:42.256	44.005	1:15.870	42.381	227.8	1:00:14.230	202 Ferry Monster Autosport Leon Cupra TCR SSP1							
22	1	2:42.151	44.491	1:14.939	42.721	212.2	1:02:56.381	1. René STEENMETZ							
23	1	2:43.174	44.535	1:15.864	42.775	216.0	1:05:39.555	2. Stephan POLDERMAN							

Lap	D	Time	Sector 1	Sector 2	Sector 3	T.Spd	Elapsed
1	1	2:45.309	47.593	1:14.561	43.155		2:45.309
2	1	4:01.942	1:20.747	1:35.129	1:06.066	146.7	6:47.251
3	1	2:37.137	45.076	1:12.638	39.423	243.8	9:24.388
4	1	2:34.185	43.023	1:11.998	39.164	242.2	11:58.573
5	1	2:34.173	42.884	1:11.709	39.580	248.3	14:32.746
6	1	2:32.952	42.342	1:11.462	39.148	248.3	17:05.698
7	1	2:33.430	42.690	1:11.678	39.062	248.3	19:39.128
8	1	2:33.226	42.782	1:11.498	38.946	249.4	22:12.354
9	1	2:35.151	43.799	1:12.110	39.242	254.7	24:47.505
10	1	2:43.769 B	42.777	1:11.785	49.207	256.5	27:31.274
11	1	4:09.936	2:18.909	1:11.910	39.117	237.9	31:41.210
12	1	2:34.364	42.079	1:12.635	39.650	241.6	34:15.574
13	1	2:34.452	42.332	1:12.094	40.026	249.4	36:50.026
14	1	2:35.608	42.729	1:12.355	40.524	227.4	39:25.634
15	1	2:34.647	42.617	1:12.052	39.978	243.2	42:00.281
16	1	2:34.413	42.831	1:11.688	39.894	241.1	44:34.694
17	1	2:33.867	42.389	1:12.231	39.247	248.3	47:08.561
18	1	2:34.886	42.365	1:12.596	39.925	229.3	49:43.447
19	1	2:33.510	42.129	1:11.980	39.401	251.7	52:16.957
20	1	2:34.584	42.271	1:12.549	39.764	248.8	54:51.541
21	1	2:34.971	43.395	1:12.350	39.226	247.1	57:26.512
22	1	2:33.601	42.149	1:12.032	39.420	229.8	1:00:00.113
23	1	2:34.293	41.843	1:12.607	39.843	234.3	1:02:34.406
24	1	2:36.082	43.735	1:12.524	39.823	244.9	1:05:10.488

Lap	D	Time	Sector 1	Sector 2	Sector 3	T.Spd	Elapsed
1	1	2:48.555	49.289	1:14.403	44.863		2:48.555
2	1	4:00.089	1:20.898	1:33.240	1:05.951	126.9	6:48.644
3	1	2:39.839	45.103	1:14.764	39.972	223.6	9:28.483
4	1	2:36.295	44.496	1:11.614	40.185	236.8	12:04.778
5	1	2:36.529	45.063	1:11.639	39.827	236.3	14:41.307
6	1	2:36.227	44.276	1:11.785	40.166	235.8	17:17.534
7	1	2:36.970	45.493	1:11.934	39.543	233.3	19:54.504
8	1	2:36.552	44.273	1:12.064	40.215	232.3	22:31.056
9	1	2:48.535 B	44.272	1:11.810	52.453	240.0	25:19.591
10	1	3:53.479	2:01.208	1:12.168	40.103	236.8	29:13.070
11	1	2:35.994	44.120	1:12.125	39.749	238.9	31:49.064
12	1	2:36.290	44.135	1:12.188	39.967	237.9	34:25.354
13	1	2:37.278	44.319	1:12.621	40.338	238.4	37:02.632
14	1	2:36.492	44.248	1:12.168	40.076	237.4	39:39.124
15	1	2:35.979	44.053	1:11.820	40.106	236.8	42:15.103
16	1	2:37.551	44.150	1:12.613	40.788	236.8	44:52.654
17	1	2:37.177	44.424	1:12.370	40.383	241.1	47:29.831

Lap	D	Time	Sector 1	Sector 2	Sector 3	T.Spd	Elapsed
1	1	2:51.192	50.589	1:14.152	46.451		2:51.192
2	1	3:58.538	1:20.639	1:32.382	1:05.517	157.9	6:49.730
3	1	2:39.626	44.783	1:14.786	40.057	212.6	9:29.356
4	1	2:35.667	44.126	1:11.459	40.082	243.8	12:05.023
5	1	2:35.389	44.677	1:10.744	39.968	242.2	14:40.412
6	1	2:35.135	43.985	1:11.312	39.838	227.4	17:15.547
7	1	2:35.486	44.139	1:11.307	40.040	229.3	19:51.033
8	1	2:35.486	44.008	1:11.309	40.169	223.6	22:26.519
9	1	2:45.096 B	45.269	1:12.473	47.354	238.9	25:11.615
10	1	4:05.998	2:12.043	1:13.157	40.798	226.4	29:17.613
11	1	2:37.765	45.130	1:12.073	40.562	235.3	31:55.378
12	1	2:36.976	44.521	1:12.107	40.348	237.4	34:32.354
13	1	2:39.083	45.560	1:13.309	40.214	228.8	37:11.437
14	1	2:37.130	44.410	1:12.245	40.475	232.8	39:48.567
15	1	2:37.542	45.114	1:12.042	40.386	232.3	42:26.109
16	1	2:37.501	44.735	1:12.402	40.364	237.4	45:03.610
17	1	2:37.671	44.366	1:12.812	40.493	237.9	47:41.281
18	1	2:38.298	44.554	1:12.773	40.971	235.8	50:19.579
19	1	2:38.713	44.850	1:13.167	40.696	237.9	52:58.292
20	1	2:38.503	44.399	1:13.371	40.733	236.3	55:36.795
21	1	2:38.476	44.508	1:12.689	41.279	237.4	58:15.271
22	1	2:39.332	45.123	1:13.118	41.091	238.4	1:00:54.603
23	1	2:40.464	44.872	1:13.959	41.633	239.5	1:03:35.067

Lap	D	Time	Sector 1	Sector 2	Sector 3	T.Spd	Elapsed
1	1	3:01.176	57.889	1:17.146	46.141		3:01.176
2	1	3:53.824	1:22.068	1:27.440	1:04.316	152.1	6:55.000
3	1	2:46.372	47.082	1:15.077	44.213	228.3	9:41.372
4	1	2:45.562	47.920	1:15.316	42.326	214.7	12:26.934
5	1	2:44.264	46.705	1:14.628	42.931	227.8	15:11.198
6	1	2:43.960	46.833	1:15.276	41.851	229.8	17:55.158
7	1	2:43.077	46.395	1:14.042	42.640	229.8	20:38.235
8	1	3:20.252	46.305	1:15.028	1:18.919	228.3	23:58.487
9	1	2:46.851	47.885	1:14.595	44.371	229.3	26:45.338
10	1	2:45.710	47.152	1:15.171	43.387	225.5	29:31.048
11	1	2:52.603 B	46.607	1:14.595	51.401	228.8	32:23.651
12	1	4:06.471	2:06.839	1:16.357	43.275	201.5	36:30.122
13	1	2:45.700	46.803	1:16.848	42.049	225.9	39:15.822
14	1	2:45.557	47.383	1:15.468	42.706	216.0	42:01.379
15	1	2:46.112	47.068	1:14.779	44.265	226.9	44:47.491
16	1	2:45.294	47.278	1:16.090	41.926	210.9	47:32.785
17	1	2:45.114	46.948	1:15.985	42.181	226.9	50:17.899
18	1	2:47.888	46.488	1:16.161	45.239	229.3	53:05.787
19	1	2:45.415	47.033	1:14.600	43.782	232.3	55:51.202
20	1	2:45.899	46.861	1:15.389	43.649	225.0	58:37.101
21	1	2:44.721	47.121	1:14.975	42.625	226.9	1:01:21.822



SUPERCAR CHALLENGE + GT&PROTO CH

SPA EURO RACE

RACE 1

Sector Analysis

■ Personal Best ■ Session Best B Crossing the finish line in the pit lane

Lap	D	Time	Sector 1	Sector 2	Sector 3	T.Sp	Elapsed
22	1	2:45.119	46.856	1:15.304	42.959	230.8	1:04:06.941

210		Ferry Monster Autosport		Leon Cupra TCR SSP1			
		1.Thijmen NABUURS					
		2.Lorenzo VAN RIET					
1	1	2:49.787	49.941	1:14.159	45.687		2:49.787
2	1	3:59.431	1:20.361	1:32.998	1:06.072	126.0	6:49.218
3	1	2:39.611	45.078	1:14.601	39.932	215.1	9:28.829
4	1	2:36.839	44.843	1:11.912	40.084	226.4	12:05.668
5	1	2:36.363	44.644	1:12.168	39.551	242.7	14:42.031
6	1	2:35.482	44.090	1:11.441	39.951	231.3	17:17.513
7	1	2:35.604	45.182	1:10.936	39.486	234.3	19:53.117
8	1	2:35.989	44.544	1:11.793	39.652	235.8	22:29.106
9	1	2:44.659 B	44.312	1:11.225	49.122	236.8	25:13.765
10	1	4:05.378	2:13.176	1:12.384	39.818	235.8	29:19.143
11	1	2:36.728	44.427	1:11.626	40.675	242.7	31:55.871
12	1	2:38.149	45.326	1:11.867	40.956	214.7	34:34.020
13	1	2:38.225	44.561	1:13.565	40.099	220.9	37:12.245
14	1	2:36.565	44.248	1:12.111	40.206	240.5	39:48.810
15	1	2:36.321	44.562	1:11.604	40.155	240.0	42:25.131
16	1	2:36.795	44.889	1:11.924	39.982	238.9	45:01.926
17	1	2:35.733	43.968	1:11.546	40.219	243.2	47:37.659
18	1	2:36.741	44.253	1:12.170	40.318	242.7	50:14.400
19	1	2:36.129	44.221	1:11.424	40.484	241.6	52:50.529
20	1	2:36.799	44.660	1:11.963	40.176	241.1	55:27.328
21	1	2:36.112	44.043	1:11.912	40.157	243.8	58:03.440
22	1	2:37.735	44.381	1:13.117	40.237	236.8	1:00:41.175
23	1	2:37.491	44.374	1:11.662	41.455	241.6	1:03:18.666
24	1	2:38.439	44.925	1:12.753	40.761	220.9	1:05:57.105


222		Blueberry Racing		BMW E46 M3 SSP1			
		1.Ronald VAN LOON					
		2.Luuk VAN LOON					
1	1	3:00.196	56.960	1:16.733	46.503		3:00.196
2	1	3:53.669	1:19.734	1:29.097	1:04.838	146.5	6:53.865
3	1	2:42.026	45.519	1:14.010	42.497	236.8	9:35.891
4	1	2:38.128	44.997	1:12.685	40.446	236.8	12:14.019
5	1	2:38.779	44.891	1:13.031	40.857	207.7	14:52.798
6	1	2:40.051	44.911	1:14.436	40.704	238.4	17:32.849
7	1	2:37.780	44.619	1:12.896	40.265	235.3	20:10.629
8	1	2:38.503	44.501	1:13.332	40.670	236.8	22:49.132
9	1	2:47.248 B	44.520	1:13.621	49.107	237.4	25:36.380
10	1	3:53.374	1:57.906	1:13.854	41.614	235.8	29:29.754
11	1	2:38.378	44.779	1:12.892	40.707	238.4	32:08.132
12	1	2:40.637	45.183	1:13.610	41.844	240.0	34:48.769
13	1	2:40.891	45.047	1:14.607	41.237	234.8	37:29.660
14	1	2:41.059	44.769	1:14.461	41.829	236.8	40:10.719
15	1	2:40.092	44.933	1:14.275	40.884	233.8	42:50.811
16	1	2:40.109	45.089	1:14.134	40.886	230.8	45:30.920
17	1	2:39.624	44.822	1:13.897	40.905	237.4	48:10.544
18	1	2:39.712	45.178	1:13.497	41.037	237.4	50:50.256
19	1	2:41.108	44.862	1:14.556	41.690	237.4	53:31.364
20	1	2:40.500	44.943	1:13.781	41.776	236.3	56:11.864
21	1	2:39.875	45.083	1:13.658	41.134	237.4	58:51.739
22	1	2:40.984	44.767	1:14.657	41.560	238.9	1:01:32.723
23	1	2:40.096	45.097	1:13.828	41.171	237.4	1:04:12.819

245		Harders Plaza		BMW E90 SSP1	
		1.Robert VAN DEN BERG			
		2.Benjamin VAN DEN BERG			

Lap	D	Time	Sector 1	Sector 2	Sector 3	T.Sp	Elapsed
1	1	2:56.235	51.574	1:17.078	47.583		2:56.235
2	1	3:56.466	1:21.830	1:29.057	1:05.579	155.4	6:52.701
3	1	2:41.791	45.337	1:15.118	41.336	239.5	9:34.492
4	1	2:39.068	45.105	1:13.213	40.750	232.8	12:13.560
5	1	2:38.995	45.075	1:13.074	40.846	233.3	14:52.555
6	1	2:40.884	45.160	1:14.402	41.322	234.8	17:33.439
7	1	2:39.288	44.940	1:13.149	41.199	235.8	20:12.727
8	1	2:40.856	46.449	1:13.470	40.937	228.3	22:53.583
9	1	2:48.669 B	45.195	1:13.963	49.511	234.3	25:42.252
10	1	4:04.342	2:08.955	1:14.197	41.190	227.4	29:46.594
11	1	2:38.294	45.000	1:12.768	40.526	233.3	32:24.888
12	1	2:38.228	44.879	1:12.736	40.613	234.8	35:03.116
13	1	2:41.568	44.678	1:13.304	43.586	227.4	37:44.684
14	1	2:40.356	45.728	1:13.865	40.763	235.8	40:25.040
15	1	2:37.997	44.876	1:12.682	40.439	236.8	43:03.037
16	1	2:39.274	44.590	1:13.151	41.533	237.9	45:42.311
17	1	2:38.550	44.726	1:12.903	40.921	238.9	48:20.861
18	1	2:46.632 B	45.556	1:13.757	47.319	236.3	51:07.493
19	1	2:51.572	56.945	1:13.171	41.456	232.8	53:59.065
20	1	2:38.744	44.912	1:13.079	40.753	239.5	56:37.809
21	1	2:40.660	44.860	1:14.577	41.223	238.9	59:18.469
22	1	2:39.576	44.579	1:14.172	40.825	240.0	1:01:58.045
23	1	2:41.742	44.710	1:13.494	43.538	238.9	1:04:39.787

246		Stichting Euro Autosport		BMW E92 M3 SSP1			
		1.Ruud OLIJ					
1	1	4:03.315 B	1:37.371	1:28.048	57.896		4:03.315
2	1	5:31.967	3:29.867	1:18.659	43.441	210.9	9:35.282
3	1	2:43.241	46.471	1:14.728	42.042	235.3	12:18.523
4	1	2:42.889	45.810	1:14.711	42.368	223.6	15:01.412
5	1	2:42.112	46.199	1:14.455	41.458	231.8	17:43.524
6	1	2:42.444	45.486	1:13.980	42.978	234.8	20:25.968

250		Bas Koeten Racing		Audi RS3 TCR LMS SSP1			
		1.Oscar GRAPER					
1	1	2:53.805	51.883	1:16.004	45.918		2:53.805
2	1	3:59.527	1:22.149	1:30.510	1:06.868	170.3	6:53.332
3	1	2:44.700	46.291	1:15.289	43.120	227.8	9:38.032
4	1	2:43.529	45.190	1:15.933	42.406	217.3	12:21.561
5	1	2:39.423	45.401	1:13.017	41.005	236.8	15:00.984
6	1	2:38.552	44.955	1:13.023	40.574	238.9	17:39.536
7	1	2:37.824	44.677	1:12.699	40.448	224.5	20:17.360
8	1	2:38.902	44.654	1:13.100	41.148	222.7	22:56.262
9	1	2:41.506	44.878	1:12.821	43.807	238.9	25:37.768
10	1	2:46.844 B	45.188	1:13.601	48.055	221.3	28:24.612
11	1	4:07.395	2:13.079	1:13.485	40.831	236.3	32:32.007
12	1	2:39.728	45.057	1:13.957	40.714	220.9	35:11.735
13	1	2:39.947	44.795	1:13.382	41.770	237.4	37:51.682
14	1	2:38.950	44.574	1:14.038	40.338	216.4	40:30.632
15	1	2:39.284	44.968	1:13.342	40.974	232.8	43:09.916
16	1	2:40.369	46.994	1:12.749	40.626	236.3	45:50.285
17	1	2:38.874	45.031	1:13.110	40.733	235.8	48:29.159
18	1	2:38.218	44.849	1:12.711	40.658	235.3	51:07.377
19	1	2:39.442	45.112	1:12.872	41.458	232.8	53:46.819
20	1	2:38.331	44.871	1:12.660	40.800	237.9	56:25.150
21	1	2:39.008	45.079	1:13.036	40.893	239.5	59:04.158
22	1	2:40.887	44.998	1:13.584	42.305	232.8	1:01:45.045



SUPERCAR CHALLENGE + GT&PROTO CH


SPA EURO RACE

RACE 1

Sector Analysis

■ Personal Best ■ Session Best ■ Crossing the finish line in the pit lane

Lap	D	Time	Sector 1	Sector 2	Sector 3	T.Spd	Elapsed	Lap	D	Time	Sector 1	Sector 2	Sector 3	T.Spd	Elapsed
259 BS Racing Team 1. Marcel VAN DE MAAT BMW E46 GTR SSP1								14	1	2:37.993	44.808	1:12.222	40.963	232.3	40:02.208
1	1	2:40.790	44.946	1:14.692	41.152	239.5	1:04:25.835	15	1	2:39.309	44.826	1:13.672	40.811	235.8	42:41.517
2	1	3:00.735	56.754	1:17.454	46.527		3:00.735	16	1	2:37.949	44.994	1:12.253	40.702	210.5	45:19.466
3	1	2:44.014	45.792	1:15.138	43.084	232.3	9:38.261	17	1	2:37.532	44.756	1:12.289	40.487	233.3	47:56.998
4	1	2:43.671	46.137	1:15.295	42.239	234.3	12:21.932	18	1	2:37.084	44.515	1:12.042	40.527	236.3	50:34.082
5	1	2:41.752	46.305	1:14.306	41.141	226.4	15:03.684	19	1	2:38.185	44.626	1:12.527	41.032	240.0	53:12.267
6	1	2:40.514	45.574	1:13.020	41.920	235.8	17:44.198	20	1	2:37.709	44.568	1:12.367	40.774	240.0	55:49.976
7	1	2:41.474	45.331	1:13.798	42.345	235.8	20:25.672	21	1	2:40.613	46.755	1:12.875	40.983	220.9	58:30.589
8	1	2:40.035	46.336	1:12.680	41.019	231.3	23:05.707	22	1	2:38.373	44.908	1:12.656	40.809	236.3	1:01:08.962
9	1	2:40.058	45.767	1:13.189	41.102	232.8	25:45.765	23	1	2:38.367	44.530	1:12.732	41.105	235.8	1:03:47.329
10	1	2:46.432 B	45.758	1:12.894	47.780	234.3	28:32.197								
11	1	3:50.731	1:57.468	1:12.608	40.655	234.8	32:22.928								
264 DK-Racing powered by FMA 1. Jonas DE KIMPE 2. Martin HUISMAN VW Golf TCR SSP1															
1	1	2:52.247	51.472	1:14.781	45.994		2:52.247								
2	1	3:59.470	1:21.824	1:31.420	1:06.226	170.9	6:51.717								
3	1	2:44.522	45.830	1:15.050	43.642	236.3	9:36.239								
4	1	2:42.464	46.609	1:13.958	41.897	226.4	12:18.703								
5	1	2:41.758	45.810	1:14.734	41.214	219.1	15:00.461								
6	1	2:38.312	45.466	1:12.298	40.548	232.3	17:38.773								
7	1	2:37.934	45.109	1:12.255	40.570	233.3	20:16.707								
8	1	2:38.982	45.228	1:12.603	41.151	234.8	22:55.689								
9	1	2:50.900 B	44.755	1:12.590	53.555	236.3	25:46.589								
10	1	3:50.040	1:57.351	1:12.101	40.588	231.8	29:36.629								
11	1	2:38.087	44.692	1:12.791	40.604	236.8	32:14.716								
12	1	2:38.231	44.841	1:12.370	41.020	235.8	34:52.947								
13	1	2:40.071	45.792	1:13.185	41.094	206.5	37:33.018								
14	1	2:38.220	44.873	1:12.150	41.197	236.3	40:11.238								
15	1	2:37.911	44.646	1:12.912	40.353	229.8	42:49.149								
16	1	2:38.263	44.865	1:12.293	41.105	234.3	45:27.412								
17	1	2:36.995	44.550	1:12.026	40.419	238.4	48:04.407								
18	1	2:38.272	44.823	1:12.857	40.592	235.8	50:42.679								
19	1	2:37.154	44.774	1:12.350	40.030	236.3	53:19.833								
20	1	2:37.192	44.781	1:12.191	40.220	235.3	55:57.025								
21	1	2:40.239	44.429	1:13.100	42.710	241.1	58:37.264								
22	1	2:37.961	44.727	1:12.452	40.782	236.8	1:01:15.225								
23	1	2:37.647	44.437	1:12.730	40.480	237.4	1:03:52.872								
266 Ferry Monster Autosport 1. Max VEELS 2. Jack VAN DER ENDE Leon Cupra TCR SSP1															
1	1	2:51.697	51.034	1:14.264	46.399		2:51.697								
2	1	3:58.839	1:20.913	1:32.507	1:05.419	168.5	6:50.536								
3	1	2:39.450	45.440	1:13.749	40.261	228.8	9:29.986								
4	1	2:36.205	44.523	1:11.623	40.059	235.8	12:06.191								
5	1	2:36.839	44.508	1:12.266	40.065	227.8	14:43.030								
6	1	2:36.074	44.424	1:11.507	40.143	234.8	17:19.104								
7	1	2:36.645	44.777	1:11.683	40.185	233.8	19:55.749								
8	1	2:36.434	44.661	1:11.540	40.233	235.8	22:32.183								
9	1	2:45.727	44.350	1:11.786	49.591	237.9	25:17.910								
10	1	2:58.009 B	45.565	1:11.977	1:00.467	224.1	28:15.919								
11	1	3:50.400	1:56.930	1:12.427	41.043	234.3	32:06.319								
12	1	2:38.933	45.043	1:13.356	40.534	228.8	34:45.252								
13	1	2:38.963	45.224	1:12.546	41.193	229.8	37:24.215								
303 Veno Racing 1. Maxime OOSTEN 2. Milan TEEKENS BMW Zilhouette SSP2								14	1	2:37.993	44.808	1:12.222	40.963	232.3	40:02.208
1	1	3:02.371	58.852	1:17.008	46.511		3:02.371	15	1	2:39.309	44.826	1:13.672	40.811	235.8	42:41.517
2	1	3:53.136	1:22.302	1:26.525	1:04.309	150.6	6:55.507	16	1	2:37.949	44.994	1:12.253	40.702	210.5	45:19.466
3	1	2:44.042	46.867	1:15.273	41.902	220.9	9:39.549	17	1	2:37.532	44.756	1:12.289	40.487	233.3	47:56.998
4	1	2:43.538	46.083	1:15.480	41.975	226.9	12:23.087	18	1	2:37.084	44.515	1:12.042	40.527	236.3	50:34.082
5	1	2:43.330	46.627	1:14.673	42.030	221.8	15:06.417	19	1	2:38.185	44.626	1:12.527	41.032	240.0	53:12.267
6	1	2:42.862	46.273	1:14.579	42.010	225.5	17:49.279	20	1	2:37.709	44.568	1:12.367	40.774	240.0	55:49.976
7	1	2:44.980	47.578	1:15.210	42.192	222.2	20:34.259	21	1	2:40.613	46.755	1:12.875	40.983	220.9	58:30.589
8	1	2:44.398	46.842	1:15.280	42.276	222.2	23:18.657	22	1	2:38.373	44.908	1:12.656	40.809	236.3	1:01:08.962
9	1	2:52.959 B	46.924	1:15.623	50.412	221.3	26:11.616	23	1	2:38.367	44.530	1:12.732	41.105	235.8	1:03:47.329
10	1	4:18.071	2:19.646	1:16.599	41.826	216.0	30:29.687								
11	1	2:45.064	47.781	1:14.791	42.492	217.3	33:14.751								
12	1	2:43.600	46.677	1:14.982	41.941	214.7	35:58.351								
13	1	2:43.597	46.215	1:15.296	42.086	219.5	38:41.948								
14	1	2:43.614	46.071	1:15.783	41.760	220.4	41:25.562								
15	1	2:43.322	46.489	1:14.607	42.226	221.8	44:08.884								
16	1	2:46.188	47.083	1:16.819	42.286	213.0	46:55.072								
17	1	2:51.160	48.837	1:19.060	43.263	214.7	49:46.232								
18	1	2:43.475	46.523	1:14.803	42.149	223.6	52:29.707								
19	1	2:42.938	46.205	1:15.023	41.710	225.0	55:12.645								
305 Johan Kraan Motorsport 1. Robin GREENHALGH 2. Jerome GREENHALGH Saker SSP2								14	1	2:37.993	44.808	1:12.222	40.963	232.3	40:02.208
1	1	3:03.771	1:00.619	1:17.320	45.832		3:03.771	15	1	2:39.309	44.826	1:13.672	40.811	235.8	42:41.517
2	1	3:52.211	1:22.458	1:25.637	1:04.116	132.5	6:55.982	16	1	2:37.949	44.994	1:12.253	40.702	210.5	45:19.466
3	1	2:44.927	46.753	1:15.472	42.702	222.7	9:40.909	17	1	2:37.532	44.756	1:12.289	40.487	233.3	47:56.998
4	1	2:43.627	46.601	1:14.924	42.102	227.8	12:24.536	18	1	2:37.084	44.515	1:12.042	40.527	236.3	50:34.082
5	1	2:44.660	46.634	1:14.839	43.187	227.8	15:09.196	19	1	2:38.185	44.626	1:12.527	41.032	240.0	53:12.267
6	1	2:52.473	47.419	1:23.055	41.999	223.1	18:01.669	20	1	2:37.709	44.568	1:12.367	40.774	240.0	55:49.976
7	1	2:43.479	46.419	1:15.420	41.640	224.5	20:45.148	21	1	2:40.613	46.755	1:12.875	40.983	220.9	58:30.589
8	1	2:45.578	46.778	1:15.957	42.843	225.5	23:30.726	22	1	2:38.373	44.908	1:12.656	40.809	236.3	1:01:08.962
9	1	2:47.771	46.452	1:15.761	45.558	228.3	26:18.497	23	1	2:38.367	44.530	1:12.732	41.105	235.8	1:03:47.329
10	1	2:44.761	46.075	1:16.263	42.423	220.9	29:03.258								
11	1	2:54.325 B	47.041	1:15.607	51.677	225.5	31:57.583								
12	1	4:35.502	2:34.272	1:17.728	43.502	219.5	36:33.085								
13	1	3:28.085	1:01.201	1:28.770	58.114	129.7	40:01.170								
14	1	3:22.986	1:03.318	1:25.885	53.783	134.2	43:24.156								
15	1	3:21.630	1:00.915	1:25.979	54.736	139.4	46:45.786								
16	1	3:23.506	1:02.136	1:27.485	53.885	137.4	50:09.292								
17	1	3:24.846	1:02.579	1:28.449	53.818	135.0	53:34.138								
18	1	3:26.697	1:03.421	1:28.052	55.224	133.7	57:00.835								
19	1	3:28.333	1:02.355	1:31.316	54.662	137.8	1:00:29.168								
20	1	3:51.402	1:01.859	1:55.928	53.615	136.9	1:04:20.570								



SUPERCAR CHALLENGE + GT&PROTO CH


SPA EURO RACE

RACE 1

Sector Analysis

■ Personal Best ■ Session Best B Crossing the finish line in the pit lane

Lap	D	Time	Sector 1	Sector 2	Sector 3	T.Spd	Elapsed	Lap	D	Time	Sector 1	Sector 2	Sector 3	T.Spd	Elapsed	
306	MWR Racing 1. Remco DE BEUS							BMW E36 M3 SSP2	17	1	2:51.585	49.420	1:17.314	44.851	208.1	52:04.966
	1	3:09.115	1:04.938	1:18.113	46.064		3:09.115	18	1	2:52.299	49.530	1:17.980	44.789	208.1	54:57.265	
	2	3:49.731	1:18.639	1:25.314	1:05.778	125.0	6:58.846	19	1	2:50.343	49.172	1:17.021	44.150	210.1	57:47.608	
	3	2:51.001	48.766	1:17.263	44.972	203.4	9:49.847	20	1	2:52.063	49.766	1:17.498	44.799	208.1	1:00:39.671	
	4	2:48.972	48.713	1:16.501	43.758	200.7	12:38.819	21	1	2:52.751	49.292	1:18.485	44.974	207.3	1:03:32.422	
	5	2:48.127	48.134	1:16.308	43.685	196.0	15:26.946	410 Certainty Racing 1. Tim SCHULTE 2. Dillon KOSTER								
	6	2:48.924	48.562	1:16.801	43.561	200.7	18:15.870	1	1	3:20.441	1:09.259	1:22.837	48.345		3:20.441	
	7	2:48.770	48.308	1:17.004	43.458	200.7	21:04.640	2	1	3:41.288	1:10.425	1:26.881	1:03.982	124.7	7:01.729	
	8	2:50.043	48.767	1:17.042	44.234	202.2	23:54.683	3	1	2:57.187	52.267	1:19.713	45.207	196.0	9:58.916	
	9	2:58.284	B 48.003	1:17.093	53.188	207.7	26:52.967	4	1	2:54.886	51.322	1:17.991	45.573	196.0	12:53.802	
	10	4:19.758	2:18.683	1:17.239	43.836	204.2	31:12.725	5	1	2:55.910	51.741	1:18.563	45.606	195.3	15:49.712	
	11	2:48.550	47.814	1:16.710	44.026	210.5	34:01.275	6	1	2:56.791	51.623	1:19.254	45.914	192.9	18:46.503	
	401 Traxx Racing Team 1. Chris VOET 2. Bart VAN DEN BROECK							Peugeot RCZ Cup SP	7	1	2:56.396	51.708	1:19.054	45.634	192.9	21:42.899
	1	3:19.990	1:08.098	1:23.498	48.394		3:19.990	8	1	2:57.441	51.705	1:18.967	46.769	191.8	24:40.340	
	2	3:41.485	1:10.380	1:26.867	1:04.238	115.3	7:01.475	9	1	2:56.821	51.435	1:18.846	46.540	196.4	27:37.161	
	3	2:55.905	51.502	1:19.529	44.874	201.5	9:57.380	10	1	3:04.332	B 52.208	1:19.376	52.748	194.6	30:41.493	
	4	2:53.862	50.688	1:18.543	44.631	196.4	12:51.242	11	1	4:16.248	2:08.161	1:22.015	46.072	195.3	34:57.741	
	5	2:52.313	50.286	1:17.732	44.295	203.8	15:43.555	12	1	2:59.377	51.670	1:21.170	46.537	194.2	37:57.118	
	6	2:51.629	50.280	1:17.137	44.212	203.0	18:35.184	13	1	2:58.732	52.662	1:19.967	46.103	191.8	40:55.850	
	7	2:51.265	50.297	1:16.740	44.228	203.8	21:26.449	14	1	2:56.977	51.911	1:19.397	45.669	192.5	43:52.827	
	8	2:52.353	49.796	1:17.123	45.434	205.3	24:18.802	15	1	2:57.592	52.390	1:19.709	45.493	195.7	46:50.419	
	9	2:52.956	50.138	1:17.221	45.597	206.5	27:11.758	16	1	2:59.591	52.487	1:20.499	46.605	193.2	49:50.010	
	10	2:51.769	50.297	1:17.288	44.184	204.2	30:03.527	17	1	2:58.814	51.552	1:22.003	45.259	194.9	52:48.824	
	11	2:58.743	B 50.720	1:17.238	50.785	203.0	33:02.270	18	1	2:57.941	51.862	1:20.301	45.778	195.3	55:46.765	
	12	4:41.391	2:33.640	1:21.661	46.090	197.8	37:43.661	19	1	2:58.924	52.516	1:20.362	46.046	195.7	58:45.689	
	13	2:53.728	50.790	1:18.205	44.733	208.1	40:37.389	20	1	2:57.430	51.618	1:20.004	45.808	196.4	1:01:43.119	
	14	2:51.927	49.578	1:18.013	44.336	206.1	43:29.316	21	1	2:59.426	52.815	1:20.056	46.555	194.9	1:04:42.545	
	15	2:50.900	50.132	1:16.727	44.041	202.2	46:20.216	427 BlueBerry Racing 1. Dick VAN ELK								
	16	2:51.857	49.608	1:17.918	44.331	203.4	49:12.073	1	1	3:26.655	1:15.007	1:22.946	48.702		3:26.655	
	17	2:51.517	49.467	1:17.255	44.795	204.9	52:03.590	2	1	3:36.096	1:05.274	1:26.531	1:04.291	127.1	7:02.751	
	18	2:52.328	49.665	1:18.063	44.600	204.5	54:55.918	3	1	3:00.635	53.609	1:20.284	46.742	187.2	10:03.386	
	19	2:50.181	49.365	1:16.939	43.877	206.5	57:46.099	4	1	3:00.848	53.219	1:20.402	47.227	185.9	13:04.234	
	20	2:50.452	49.436	1:16.964	44.052	206.1	1:00:36.551	5	1	3:03.519	54.115	1:21.363	48.041	182.1	16:07.753	
	21	2:52.078	49.335	1:17.726	45.017	206.5	1:03:28.629	6	1	3:01.486	54.492	1:20.088	46.906	181.2	19:09.239	
	402 Spirit Racing 1. Rob NIEMAN							Renault Clio 1.6 Turbo SP	7	1	3:00.731	53.544	1:19.835	47.352	184.0	22:09.970
	1	3:13.307	1:06.836	1:20.200	46.271		3:13.307	8	1	3:01.144	54.083	1:19.020	48.041	185.6	25:11.114	
	2	3:46.241	1:15.475	1:25.186	1:05.580	116.5	6:59.548	9	1	3:07.918	B 53.880	1:19.150	54.888	184.9	28:19.032	
	3	2:54.640	50.534	1:18.913	45.193	205.3	9:54.188	10	1	4:28.726	2:20.285	1:21.341	47.100	184.9	32:47.758	
	4	2:53.407	50.365	1:18.337	44.705	201.5	12:47.595	11	1	3:01.669	54.626	1:19.579	47.464	180.6	35:49.427	
	5	2:52.706	49.959	1:17.933	44.814	203.4	15:40.301	12	1	3:02.571	53.916	1:20.595	48.060	180.6	38:51.998	
	6	2:53.087	50.028	1:17.622	45.437	203.0	18:33.388	13	1	3:05.594	54.046	1:21.389	50.159	180.6	41:57.592	
	7	2:52.733	50.249	1:17.793	44.691	203.4	21:26.121	14	1	3:03.611	55.513	1:20.510	47.588	181.8	45:01.203	
	8	2:52.023	49.638	1:17.208	45.177	205.7	24:18.144	15	1	3:00.868	53.316	1:19.748	47.804	186.2	48:02.071	
	9	4:23.528	B 50.015	1:17.606	2:15.907	208.9	28:41.672	16	1	3:04.436	55.796	1:20.702	47.938	178.8	51:06.507	
	10	3:15.414	1:11.084	1:18.413	45.917	204.5	31:57.086	17	1	3:03.378	54.189	1:20.219	48.970	183.1	54:09.885	
	11	2:53.397	49.629	1:18.597	45.171	206.9	34:50.483	18	1	3:03.660	54.073	1:20.590	48.997	182.7	57:13.545	
	12	2:53.963	49.781	1:18.381	45.801	206.5	37:44.446	19	1	3:04.546	53.701	1:23.040	47.805	184.6	1:00:18.091	
	13	2:53.733	51.190	1:17.963	44.580	204.5	40:38.179	20	1	3:05.027	53.804	1:20.549	50.674	184.0	1:03:23.118	
	14	2:51.904	50.019	1:17.518	44.367	208.1	43:30.083	21	1	3:56.919	1:19.016	1:31.765	1:06.138	139.2	1:07:20.037	
	15	2:51.621	49.609	1:17.714	44.298	204.5	46:21.704	499 Spirit Racing 1. John VAN DER VOORT 2. Sandra VAN DER SLOOT								
	16	2:51.677	49.575	1:17.758	44.344	202.6	49:13.381	1	1	3:19.342	1:07.845	1:23.297	48.200		3:19.342	



SUPERCAR CHALLENGE + GT&PROTO CH

SPA EURO RACE

RACE 1

Sector Analysis

■ Personal Best ■ Session Best B Crossing the finish line in the pit lane


Lap	D	Time	Sector 1	Sector 2	Sector 3	T.Sp	Elapsed	Lap	D	Time	Sector 1	Sector 2	Sector 3	T.Sp	Elapsed
2	1	3:41.802	1:10.567	1:26.518	1:04.717	114.5	7:01.144	9	1	2:22.526	39.624	1:06.324	36.578	270.7	23:13.679
3	1	3:00.465	52.120	1:21.750	46.595	179.1	10:01.609	10	1	2:26.879	40.421	1:06.483	39.975	268.0	25:40.558
4	1	2:59.185	51.340	1:21.524	46.321	198.9	13:00.794	11	1	2:30.847	42.080	1:07.695	41.072	259.6	28:11.405
5	1	2:59.950	51.700	1:21.642	46.608	196.7	16:00.744	12	1	2:24.937	40.407	1:07.422	37.108	261.5	30:36.342
6	1	3:03.585	52.145	1:24.161	47.279	194.2	19:04.329	13	1	2:32.215	41.030	1:07.800	43.385	260.9	33:08.557
7	1	3:03.401	51.830	1:23.732	47.839	193.9	22:07.730	14	1	3:43.064	1:58.661	1:06.981	37.422	266.7	36:51.621
8	1	4:17.273	B 51.927	1:23.003	2:02.343	192.9	26:25.003	15	1	2:26.419	40.936	1:06.672	38.811	265.4	39:18.040
9	1	3:07.407	1:03.492	1:18.490	45.425	200.7	29:32.410	16	1	2:25.920	40.869	1:07.418	37.633	266.7	41:43.960
10	1	2:53.461	50.532	1:17.440	45.489	198.5	32:25.871	17	1	2:23.552	40.306	1:06.593	36.653	264.7	44:07.512
11	1	2:53.786	50.295	1:18.839	44.652	201.5	35:19.657	18	1	2:24.286	40.306	1:07.520	36.460	268.7	46:31.798
12	1	2:53.599	50.460	1:17.510	45.629	201.5	38:13.256	19	1	2:24.101	39.736	1:07.724	36.641	257.1	48:55.899
13	1	2:52.674	50.187	1:17.446	45.041	201.1	41:05.930	20	1	2:23.077	40.251	1:06.400	36.426	266.7	51:18.976
14	1	2:52.706	49.904	1:17.566	45.236	201.9	43:58.636	21	1	2:24.137	39.977	1:06.644	37.516	271.4	53:43.113
15	1	2:53.924	50.036	1:18.383	45.505	204.5	46:52.560	22	1	2:23.806	40.407	1:06.544	36.855	269.3	56:06.919
16	1	2:58.412	51.497	1:21.205	45.710	187.2	49:50.972	23	1	2:24.879	39.893	1:08.162	36.824	272.7	58:31.798
17	1	4:16.083	B 50.505	1:22.947	2:02.631	198.5	54:07.055	24	1	2:24.400	40.384	1:06.940	37.076	270.7	1:00:56.198
18	1	3:39.879	B 1:06.929	1:28.733	1:04.217	185.6	57:46.934	25	1	2:29.157	40.356	1:08.698	40.103	270.7	1:03:25.355
19	1	8:14.392	B				1:06:01.326								

601	Prime Racing	Ginetta Nissan G57					
1. Jean-Pierre PIERRE LEQUE LMP3							
2. Jean Marc UEBERECKEN							
1	1	2:35.777	42.259	1:08.196	45.322	2:35.777	
2	1	4:04.539	1:20.237	1:37.428	1:06.874	132.7	6:40.316
3	1	2:24.198	41.024	1:06.675	36.499	260.9	9:04.514
4	1	2:21.965	40.025	1:05.649	36.291	258.4	11:26.479
5	1	2:22.302	40.321	1:05.757	36.224	261.5	13:48.781
6	1	2:22.354	40.407	1:05.582	36.365	269.3	16:11.135
7	1	2:23.957	40.277	1:06.415	37.265	268.7	18:35.092
8	1	2:23.665	40.495	1:06.264	36.906	268.0	20:58.757
9	1	2:24.445	40.272	1:06.879	37.294	264.1	23:23.202
10	1	2:26.760	40.399	1:07.107	39.254	269.3	25:49.962
11	1	2:24.762	40.605	1:06.649	37.508	270.7	28:14.724
12	1	2:32.431	B 41.626	1:07.014	43.791	255.9	30:47.155
13	1	3:48.600	2:03.095	1:07.883	37.622	255.9	34:35.755
14	1	2:58.497	42.413	1:38.053	38.031	246.0	37:34.252
15	1	2:28.041	40.608	1:08.354	39.079	243.8	40:02.293
16	1	2:24.108	40.703	1:06.571	36.834	266.7	42:26.401
17	1	2:26.205	40.960	1:06.785	38.460	268.0	44:52.606
18	1	2:25.163	40.719	1:07.613	36.831	241.1	47:17.769
19	1	2:26.766	40.978	1:08.305	37.483	260.2	49:44.535
20	1	2:26.401	40.912	1:08.674	36.815	261.5	52:10.936
21	1	2:26.055	41.504	1:07.425	37.126	259.0	54:36.991
22	1	2:25.944	40.125	1:08.565	37.254	268.7	57:02.935
23	1	2:24.766	41.059	1:06.516	37.191	270.7	59:27.701
24	1	2:27.443	40.371	1:08.243	38.829	270.7	1:01:55.144
25	1	2:26.846	40.223	1:07.334	39.289	262.1	1:04:21.990

603	EDEKA Aschoff Racing	Ginetta Nissan G58					
1. Max ASCHOFF LMP3							
1	1	2:30.998	40.876	1:05.496	44.626	2:30.998	
2	1	4:06.050	1:19.687	1:40.328	1:06.035	125.3	6:37.048
3	1	2:23.079	40.524	1:05.863	36.692	266.0	9:00.127
4	1	2:22.795	39.943	1:06.283	36.569	267.3	11:22.922
5	1	2:22.013	39.699	1:05.876	36.438	268.0	13:44.935
6	1	2:20.700	39.547	1:04.980	36.173	268.7	16:05.635
7	1	2:23.533	40.571	1:06.028	36.934	266.0	18:29.168
8	1	2:21.985	39.598	1:06.078	36.309	268.7	20:51.153

605	Team Clim Air	Ligier LMP3					
1. Laurents HÖRR LMP3							
2. Pieder DECURTINS							
1	1	2:39.840	43.517	1:15.635	40.688	2:39.840	
2	1	4:03.714	1:20.983	1:36.581	1:06.150	117.5	6:43.554
3	1	2:29.181	42.706	1:09.429	37.046	254.7	9:12.735
4	1	2:23.113	40.730	1:06.028	36.355	254.7	11:35.848
5	1	2:23.530	40.274	1:06.352	36.904	259.6	13:59.378
6	1	2:22.222	40.432	1:05.573	36.217	259.0	16:21.600
7	1	2:22.301	40.255	1:05.229	36.817	258.4	18:43.901
8	1	2:21.555	40.232	1:05.322	36.001	260.2	21:05.456
9	1	2:25.174	40.415	1:05.784	38.975	259.0	23:30.630
10	1	2:26.811	40.156	1:07.934	38.721	244.3	25:57.441
11	1	2:25.752	41.323	1:06.469	37.960	256.5	28:23.193
12	1	2:28.343	B 40.424	1:05.085	42.834	259.6	30:51.536
13	1	3:43.786	1:59.792	1:07.355	36.639	257.1	34:35.322
14	1	2:24.906	42.578	1:05.503	36.825	252.3	37:00.228
15	1	2:22.715	40.132	1:05.712	36.871	261.5	39:22.943
16	1	2:23.611	40.036	1:07.240	36.335	258.4	41:46.554
17	1	2:24.644	42.486	1:05.747	36.411	249.4	44:11.198
18	1	2:22.649	40.024	1:05.807	36.818	262.1	46:33.847
19	1	2:27.272	39.991	1:07.716	39.565	262.1	49:01.119
20	1	2:22.176	40.507	1:05.148	36.521	257.8	51:23.295
21	1	2:22.530	40.638	1:05.330	36.562	257.8	53:45.825
22	1	2:22.194	40.537	1:05.178	36.479	258.4	56:08.019
23	1	2:25.258	40.036	1:07.441	37.781	262.8	58:33.277
24	1	2:24.380	41.641	1:05.288	37.451	255.3	1:00:57.657
25	1	2:28.708	41.225	1:07.318	40.165	256.5	1:03:26.365

606	DKR Engineering	Norma M30 LMP3					
1. Marcello MARATEOTTO LMP3							
1	1	2:35.164	42.178	1:07.872	45.114	2:35.164	
2	1	4:04.606	1:20.179	1:37.350	1:07.077	124.0	6:39.770
3	1	2:26.566	41.597	1:08.395	36.574	246.0	9:06.336
4	1	2:24.380	41.222	1:05.736	37.422	257.1	11:30.716
5	1	2:22.982	40.946	1:05.308	36.728	259.0	13:53.698
6	1	2:21.403	40.310	1:04.846	36.247	264.1	16:15.101
7	1	2:24.711	42.040	1:06.328	36.343	261.5	18:39.812
8	1	2:24.683	42.569	1:05.563	36.551	254.7	21:04.495
9	1	2:24.565	40.944	1:05.713	37.908	262.1	23:29.060



SUPERCAR CHALLENGE + GT&PROTO CH

SPA EURO RACE

RACE 1

Sector Analysis

Personal Best Session Best B Crossing the finish line in the pit lane


Lap	D	Time	Sector 1	Sector 2	Sector 3	T.Spd	Elapsed	Lap	D	Time	Sector 1	Sector 2	Sector 3	T.Spd	Elapsed
10	1	2:28.043	41.512	1:07.781	38.750	257.1	25:57.103	11	1	3:49.193	2:04.401	1:06.433	38.359	224.5	30:44.373
11	1	2:32.288 B	41.452	1:06.336	44.500	260.9	28:29.391	12	1	2:29.224	43.218	1:06.489	39.517	230.3	33:13.597
12	1	3:38.102	1:53.397	1:07.061	37.644	261.5	32:07.493	13	1	2:29.664	42.868	1:07.980	38.816	232.3	35:43.261
13	1	2:25.726	40.763	1:07.682	37.281	264.7	34:33.219	14	1	2:29.762	42.813	1:06.860	40.089	230.8	38:13.023
14	1	2:25.373	41.633	1:06.889	36.851	260.2	36:58.592	15	1	2:28.485	43.080	1:06.619	38.786	231.3	40:41.508
15	1	2:26.467	40.718	1:08.245	37.504	262.8	39:25.059	16	1	2:29.495	44.284	1:06.477	38.734	226.9	43:11.003
16	1	2:27.045	41.307	1:07.943	37.795	253.5	41:52.104	17	1	2:28.794	42.943	1:06.776	39.075	232.8	45:39.797
17	1	2:24.535	40.638	1:06.509	37.388	264.7	44:16.639	18	1	2:28.134	42.678	1:06.468	38.988	233.3	48:07.931
18	1	2:25.048	40.634	1:06.647	37.767	263.4	46:41.687	19	1	2:32.659	44.892	1:08.517	39.250	227.8	50:40.590
19	1	2:25.593	40.418	1:07.318	37.857	263.4	49:07.280	20	1	2:30.720	43.550	1:07.540	39.630	231.3	53:11.310
20	1	2:27.069	40.950	1:08.214	37.905	263.4	51:34.349	21	1	2:32.222	42.794	1:09.945	39.483	234.8	55:43.532
21	1	2:27.438	42.168	1:07.813	37.457	257.1	54:01.787	22	1	2:31.622	43.450	1:07.733	40.439	231.3	58:15.154
22	1	2:25.510	41.305	1:06.797	37.408	259.6	56:27.297	23	1	2:30.554	43.645	1:07.271	39.638	228.3	1:00:45.708
23	1	2:24.813	41.065	1:06.603	37.145	261.5	58:52.110	24	1	2:33.288	43.331	1:08.577	41.380	231.8	1:03:18.996
24	1	2:26.556	42.684	1:06.628	37.244	251.2	1:01:18.666	25	1	2:33.310	44.285	1:07.794	41.231	225.5	1:05:52.306
25	1	2:26.393	40.411	1:07.597	38.385	266.0	1:03:45.059								

657		T2 Racing		Ligier LMP3			
		1. Stephan RUPP		LMP3			
		2. Vincent CAPILLAIRE					
1	1	2:34.593	41.949	1:07.754	44.890	2:34.593	
2	1	4:04.728	1:17.977	1:39.539	1:07.212	129.8	6:39.321
3	1	2:29.147	41.847	1:09.309	37.991	257.8	9:08.468
4	1	2:25.830	41.177	1:07.548	37.105	253.5	11:34.298
5	1	2:25.551	40.808	1:07.073	37.670	262.8	13:59.849
6	1	2:25.036	41.231	1:06.693	37.112	257.1	16:24.885
7	1	2:25.021	40.485	1:07.450	37.086	250.0	18:49.906
8	1	2:28.532	41.331	1:09.300	37.901	260.2	21:18.438
9	1	2:27.657	41.491	1:07.672	38.494	261.5	23:46.095
10	1	2:31.323	41.096	1:07.874	42.353	262.8	26:17.418
11	1	2:35.278 B	41.544	1:07.798	45.936	262.8	28:52.696
12	1	4:01.266	2:16.353	1:07.215	37.698	260.2	32:53.962
13	1	2:23.666	41.630	1:05.319	36.717	263.4	35:17.628
14	1	2:27.435	40.010	1:07.111	40.314	258.4	37:45.063
15	1	2:23.810	41.070	1:05.422	37.318	262.8	40:08.873
16	1	2:24.147	40.214	1:07.546	36.387	265.4	42:33.020
17	1	2:21.271	39.739	1:05.180	36.352	269.3	44:54.291
18	1	2:23.606	39.910	1:07.063	36.633	251.7	47:17.897
19	1	2:23.099	40.297	1:05.679	37.123	266.0	49:40.996
20	1	2:22.872	39.738	1:06.009	37.125	270.7	52:03.868
21	1	2:19.651	39.495	1:03.946	36.210	270.7	54:23.519
22	1	2:19.699	39.245	1:04.312	36.142	272.0	56:43.218
23	1	2:24.172	40.256	1:07.204	36.712	259.0	59:07.390
24	1	2:23.987	40.797	1:05.415	37.775	266.0	1:01:31.377
25	1	2:23.013	39.763	1:05.918	37.332	268.0	1:03:54.390

807		Kraft Racing		Norma M20FC			
		1. Stienes LONGIN		CN			
		2. Evan MEUNIE					
1	1	2:40.871	46.300	1:13.291	41.280	2:40.871	
2	1	4:03.397	1:20.444	1:36.690	1:06.263	115.4	6:44.268
3	1	2:32.657	43.342	1:08.560	40.755	234.8	9:16.925
4	1	2:34.058	43.609	1:08.867	41.582	232.8	11:50.983
5	1	2:26.293	42.866	1:05.757	37.670	237.9	14:17.276
6	1	2:29.074	42.378	1:07.660	39.036	239.5	16:46.350
7	1	2:29.256	42.727	1:07.051	39.478	235.8	19:15.606
8	1	2:34.763	44.089	1:10.641	40.033	208.5	21:50.369
9	1	2:29.369	42.649	1:07.980	38.740	239.5	24:19.738
10	1	2:35.442 B	42.629	1:05.200	47.613	238.9	26:55.180

809		Kraft Racing		Norma M20FC			
		1. Tom BOONEN		CN			
		2. Tim VERBERGT					
1	1	2:36.199	45.068	1:06.189	44.942	2:36.199	
2	1	4:05.359	1:21.634	1:37.273	1:06.452	125.6	6:41.558
3	1	2:34.387	46.044	1:08.838	39.505	226.9	9:15.945
4	1	2:34.019	44.607	1:09.005	40.407	226.9	11:49.964
5	1	2:26.136	43.114	1:04.355	38.667	229.8	14:16.100
6	1	2:29.774	42.464	1:08.568	38.742	234.8	16:45.874
7	1	2:29.298	44.156	1:05.866	39.276	226.9	19:15.172
8	1	2:33.721	44.339	1:10.642	38.740	226.4	21:48.893
9	1	2:29.886	43.089	1:05.351	41.446	231.8	24:18.779
10	1	2:26.767	42.950	1:03.657	40.160	230.3	26:45.546
11	1	2:24.809	42.579	1:04.190	38.040	236.8	29:10.355
12	1	2:31.667 B	42.371	1:04.732	44.564	235.8	31:42.022
13	1	3:40.798	1:58.810	1:03.983	38.005	228.3	35:22.820
14	1	2:28.853	46.213	1:04.222	38.418	220.0	37:51.673
15	1	2:26.941	42.480	1:05.487	38.974	234.8	40:18.614
16	1	2:25.217	42.467	1:04.985	37.765	229.8	42:43.831
17	1	2:25.063	42.655	1:03.752	38.656	229.8	45:08.894
18	1	2:25.791	42.452	1:05.211	38.128	233.8	47:34.685
19	1	2:25.478	42.396	1:05.200	37.882	230.3	50:00.163
20	1	2:27.645	42.345	1:06.915	38.385	234.8	52:27.808
21	1	2:26.627	42.846	1:04.489	39.292	230.3	54:54.435
22	1	2:28.916	42.317	1:08.444	38.155	235.3	57:23.351
23	1	2:25.735	42.341	1:05.185	38.209	232.8	59:49.086
24	1	2:26.838	42.549	1:05.260	39.029	233.3	1:02:15.924
25	1	2:25.965	42.454	1:04.980	38.531	230.8	1:04:41.889

844		Neil Primrose Racing		Norma M20FC			
		1. Neil PRIMROSE		CN			
		2. Samuel ALLPASS					
1	1	2:44.781	47.386	1:13.503	43.892	2:44.781	
2	1	4:02.417	1:20.550	1:35.244	1:06.623	148.1	6:47.198
3	1	2:38.378	46.132	1:11.908	40.338	216.0	9:25.576
4	1	2:36.064	45.717	1:10.130	40.217	229.3	12:01.640
5	1	2:36.389	47.072	1:09.548	39.769	223.1	14:38.029
6	1	2:33.628	44.253	1:09.723	39.652	230.3	17:11.657
7	1	2:33.290	44.050	1:09.654	39.586	228.3	19:44.947
8	1	2:31.762	43.677	1:08.982	39.103	232.3	22:16.709
9	1	2:35.086	44.645	1:09.669	40.772	228.8	24:51.795
10	1	2:33.082	43.802	1:09.931	39.349	236.3	27:24.877
11	1	2:31.879	43.438	1:08.815	39.626	233.8	29:56.756



SUPERCAR CHALLENGE + GT&PROTO CH

SPA EURO RACE

RACE 1

Sector Analysis

■ Personal Best ■ Session Best B Crossing the finish line in the pit lane

Lap	D	Time	Sector 1	Sector 2	Sector 3	T.Spd	Elapsed	Lap	D	Time	Sector 1	Sector 2	Sector 3	T.Spd	Elapsed
12	1	2:40.102	B 43.372	1:09.488	47.242	227.4	32:36.858	17	1	2:32.608	44.537	1:08.241	39.830	215.6	47:42.275
13	1	3:57.748	2:09.631	1:08.741	39.376	228.3	36:34.606	18	1	2:37.251	44.911	1:11.664	40.676	216.9	50:19.526
14	1	2:34.512	43.674	1:11.451	39.387	210.5	39:09.118	19	1	2:44.420	45.289	1:16.112	43.019	210.5	53:03.946
15	1	2:36.534	43.846	1:13.129	39.559	232.3	41:45.652	20	1	2:33.409	44.724	1:08.530	40.155	218.6	55:37.355
16	1	2:32.345	44.159	1:08.978	39.208	230.3	44:17.997	21	1	2:38.234	44.815	1:12.159	41.260	215.1	58:15.589
17	1	2:32.829	43.265	1:09.544	40.020	235.3	46:50.826	22	1	2:40.021	45.562	1:12.880	41.579	217.3	1:00:55.610
18	1	2:33.953	44.137	1:08.768	41.048	228.8	49:24.779	23	1	2:40.003	45.998	1:12.639	41.366	205.7	1:03:35.613
19	1	2:30.639	43.954	1:08.607	38.078	231.8	51:55.418								
20	1	2:29.343	43.379	1:07.238	38.726	230.3	54:24.761								
21	1	2:30.380	43.215	1:07.944	39.221	232.8	56:55.141								
22	1	2:29.083	43.234	1:07.282	38.567	232.8	59:24.224								
23	1	2:31.027	43.145	1:07.870	40.012	234.8	1:01:55.251								
24	1	2:33.653	43.843	1:08.748	41.062	233.3	1:04:28.904								

901 Roke Racing

1. Antoine MATTÉO
2. Hector GOURAUD

Radical SR3RS
SR3

1	1	3:04.709	1:01.400	1:17.402	45.907		3:04.709
2	1	3:53.162	1:22.396	1:25.268	1:05.498	124.9	6:57.871
3	1	2:43.509	48.564	1:12.341	42.604	206.1	9:41.380
4	1	2:47.029	49.277	1:14.416	43.336	207.7	12:28.409
5	1	2:43.623	47.207	1:13.177	43.239	210.5	15:12.032
6	1	2:43.988	46.804	1:14.899	42.285	211.4	17:56.020
7	1	2:43.395	46.833	1:13.545	43.017	208.1	20:39.415
8	1	2:43.793	46.774	1:13.770	43.249	208.5	23:23.208
9	1	2:41.880	47.043	1:11.891	42.946	207.3	26:05.088
10	1	2:50.996	B 47.130	1:11.206	52.660	206.9	28:56.084
11	1	4:46.759	2:49.191	1:14.425	43.143	198.5	33:42.843
12	1	2:47.540	48.833	1:15.751	42.956	206.9	36:30.383
13	1	2:47.240	47.358	1:16.408	43.474	207.7	39:17.623
14	1	2:44.202	46.738	1:14.628	42.836	208.9	42:01.825
15	1	2:44.407	47.394	1:14.316	42.697	210.1	44:46.232
16	1	2:43.965	46.947	1:13.362	43.656	200.4	47:30.197
17	1	2:42.648	47.158	1:12.663	42.827	191.5	50:12.845
18	1	2:41.848	46.905	1:12.824	42.119	208.5	52:54.693
19	1	2:42.814	46.572	1:12.583	43.659	202.6	55:37.507
20	1	2:39.754	46.837	1:11.607	41.310	209.3	58:17.261
21	1	2:41.753	46.347	1:10.621	44.785	210.1	1:00:59.014
22	1	2:39.906	46.290	1:11.203	42.413	210.1	1:03:38.920

914 BS Racing by Baticonsult

1. Alain BERG

Radical SR3 RSX
SR3

1	1	2:46.485	48.648	1:14.202	43.635		2:46.485
2	1	4:01.210	1:22.092	1:33.503	1:05.615	127.2	6:47.695
3	1	2:43.191	46.267	1:16.351	40.573	205.3	9:30.886
4	1	2:36.166	44.861	1:10.835	40.470	212.2	12:07.052
5	1	2:36.387	45.221	1:11.053	40.113	215.6	14:43.439
6	1	2:35.999	45.167	1:10.690	40.142	215.6	17:19.438
7	1	2:37.162	45.745	1:10.869	40.548	213.9	19:56.600
8	1	2:35.813	45.244	1:10.328	40.241	213.9	22:32.413
9	1	2:43.815	44.920	1:11.229	47.666	218.2	25:16.228
10	1	2:40.838	47.513	1:12.130	41.195	210.5	27:57.066
11	1	2:38.735	B 44.664	1:07.731	46.340	221.8	30:35.801
12	1	3:56.692	2:05.120	1:11.345	40.227	221.3	34:32.493
13	1	2:55.745	45.308	1:29.636	40.801	220.4	37:28.238
14	1	2:34.748	45.260	1:08.901	40.587	215.1	40:02.986
15	1	2:34.535	44.832	1:09.843	39.860	215.1	42:37.521
16	1	2:32.146	44.419	1:07.383	40.344	218.6	45:09.667