

# SUPERCAR CHALLENGE + GT&PROTO CH


## SPA EURO RACE

### QUALIFYING

### Sector Analysis

Personal Best							Session Best							B Crossing the finish line in the pit lane																																																																		
Lap	D	Time	Sector 1	Sector 2	Sector 3	T.Spd	Elapsed	Lap	D	Time	Sector 1	Sector 2	Sector 3	T.Spd	Elapsed	Lap	D	Time	Sector 1	Sector 2	Sector 3	T.Spd	Elapsed																																																									
<b>102</b>	<b>BODA Racing</b> 1. Bob HERBER Porsche 991 GT3 Cup GT							5	1	2:37.284	44.769	<b>1:12.193</b>	40.322	232.8	40:04.691	6	1	2:37.062	44.700	1:12.413	39.949	234.8	42:41.753	7	1	2:45.747	47.151	1:15.560	43.036	203.4	45:27.500	8	1	<b>2:36.847</b>	<b>44.100</b>	1:12.583	40.164	234.3	48:04.347																																									
1	1	29:29.122	...	1:19.568	40.991	145.6	29:29.122	2	1	2:30.691	42.990	1:09.774	37.927	259.0	31:59.813	3	1	2:28.707	<b>41.850</b>	1:08.934	37.923	259.6	34:28.520	4	1	2:50.337	<b>B</b>	45.072	1:15.585	49.680	229.8	37:18.857	5	1	4:49.556	2:33.373	1:27.315	48.868	73.5	42:08.413	6	1	2:29.535	42.369	1:09.347	37.819	251.7	44:37.948	7	1	<b>2:28.150</b>	41.877	<b>1:08.529</b>	<b>37.744</b>	260.9	47:06.098																								
<b>103</b>	<b>Speedlover</b> 1. John DE WILDE Porsche 991 GT3 Cup GT							1	1	37:51.075	...	1:39.778	49.761	154.7	37:51.075	2	1	2:35.352	42.644	1:10.921	41.787	254.1	40:26.427	3	1	2:29.993	43.120	1:08.957	37.916	251.2	42:56.420	4	1	2:27.038	41.354	1:08.063	37.621	262.8	45:23.458	5	1	<b>2:26.677</b>	<b>41.164</b>	<b>1:08.050</b>	<b>37.463</b>	260.9	47:50.135																																	
<b>105</b>	<b>JR Motorsport</b> 1. Ward SLUYS BMW M4 Silhouette GT							1	1	29:28.722	...	1:19.710	41.287	192.9	29:28.722	2	1	2:33.619	44.414	1:10.764	38.441	244.9	32:02.341	3	1	2:29.999	42.630	1:09.430	37.939	246.6	34:32.340	4	1	2:30.091	43.055	1:08.715	38.321	243.2	37:02.431	5	1	2:28.876	42.384	1:08.531	37.961	247.7	39:31.307	6	1	2:28.299	<b>42.046</b>	1:08.406	37.847	248.8	41:59.606	7	1	<b>2:28.142</b>	42.219	<b>1:08.139</b>	<b>37.784</b>	248.3	44:27.748	8	1	2:45.365	<b>B</b>	42.062	1:09.128	54.175	249.4	47:13.113								
<b>107</b>	<b>Johan Kraan Motorsport</b> 1. Max WEERING Lamborghini Super Trophée GT							1	1	29:14.201	...	1:23.146	41.802	138.1	29:14.201	2	1	2:31.272	43.197	1:09.596	38.479	252.9	31:45.473	3	1	2:30.638	41.962	1:10.082	38.594	233.3	34:16.111	4	1	2:27.584	41.986	1:08.059	<b>37.539</b>	254.7	36:43.695	5	1	2:27.223	41.533	1:07.832	37.858	256.5	39:10.918	6	1	<b>2:26.600</b>	<b>41.515</b>	<b>1:07.516</b>	37.569	256.5	41:37.518	7	1	3:02.989	<b>B</b>	49.675	1:19.126	54.188	184.9	44:40.507																
<b>115</b>	<b>Certainty Racing</b> 1. Floris DULLAART Porsche 991 GT3 Cup GT							1	1	29:25.691	...	1:18.614	40.839	196.4	29:25.691	2	1	2:29.960	41.965	1:10.205	37.790	257.1	31:55.651	3	1	2:29.392	41.817	1:09.778	37.797	225.0	34:25.043	4	1	2:29.431	41.722	1:09.414	38.295	242.2	36:54.474	5	1	<b>2:28.043</b>	41.318	<b>1:09.040</b>	<b>37.685</b>	256.5	39:22.517	6	1	2:28.575	<b>41.131</b>	1:09.333	38.111	259.6	41:51.092	7	1	2:33.276	41.577	1:11.915	39.784	260.2	44:24.368	8	1	2:51.804	<b>B</b>	41.384	1:13.203	57.217	260.2	47:16.172								
<b>119</b>	<b>Bergmann Motorsport</b> 1. Michael BERGMANN 2. Chris BERGMANN Porsche 991 GT3 Cup GT							1	1	29:34.433	...	1:22.144	42.347	137.9	29:34.433	2	1	2:38.597	45.196	1:12.988	40.413	237.9	32:13.030	3	1	2:37.302	44.285	1:12.548	40.469	231.3	34:50.332	4	1	2:37.075	44.643	1:12.485	<b>39.947</b>	225.5	37:27.407																																									
<b>126</b>	<b>JJ Racing</b> 1. Jos JANSEN Porsche 991 GT3 Cup GT							1	1	30:42.652	...	1:16.184	39.305	184.6	30:42.652	2	1	2:31.204	42.167	1:10.615	38.422	235.8	33:13.856	3	1	2:35.734	42.103	1:13.759	39.872	246.0	35:49.590	4	1	<b>2:29.423</b>	<b>41.732</b>	<b>1:09.452</b>	<b>38.239</b>	246.0	38:19.013	5	1	2:30.109	41.815	1:09.726	38.568	230.8	40:49.122	6	1	3:02.579	<b>B</b>	49.463	1:18.258	54.858	165.9	43:51.701																								
<b>127</b>	<b>ITRIS Racing Team</b> 1. Thomas WINKLER Porsche 991 GT3 Cup GT							1	1	29:32.490	...	1:21.041	42.017	192.9	29:32.490	2	1	<b>2:39.449</b>	43.584	1:11.692	44.173	233.8	32:11.939	3	1	2:32.398	42.779	1:10.520	39.099	218.6	34:44.337	4	1	2:30.853	42.555	<b>1:09.857</b>	<b>38.441</b>	226.9	37:15.190	5	1	2:31.569	<b>42.338</b>	1:10.476	38.755	229.3	39:46.759	6	1	3:12.347	<b>B</b>	45.370	1:26.978	59.999	186.5	42:59.106	7	1	3:27.518	1:25.715	1:22.406	39.397	221.3	46:26.624																
<b>128</b>	<b>ITRIS Racing Team</b> 1. Alfred WINKLER Porsche 991 Cup GT							1	1	29:37.132	...	1:21.248	43.054	182.7	29:37.132	2	1	2:38.981	44.291	1:14.408	40.282	216.9	32:16.113	3	1	2:38.240	43.931	1:13.777	40.532	213.9	34:54.353	4	1	2:37.416	<b>43.071</b>	1:13.732	40.613	213.4	37:31.769	5	1	2:52.054	43.281	1:13.151	55.622	222.7	40:23.823	6	1	2:40.460	46.237	1:13.713	40.510	211.4	43:04.283	7	1	<b>2:36.803</b>	43.490	1:13.637	<b>39.676</b>	199.6	45:41.086	8	1	2:38.270	45.151	<b>1:13.033</b>	40.086	211.4	48:19.356									
<b>150</b>	<b>Speedlover</b> 1. Pierre -Yves YVES PAQUE 2. Gregory PAISSE Porsche 991 GT3 Cup GT							1	1	29:44.459	...	1:20.240	44.321	158.6	29:44.459	2	1	2:36.307	43.343	1:13.094	39.870	249.4	32:20.766	3	1	2:46.055	<b>B</b>	42.641	1:13.193	50.221	214.3	35:06.821	4	1	4:51.029	2:58.441	1:12.962	39.626	233.3	39:57.850	5	1	2:29.469	41.673	1:09.556	<b>38.240</b>	257.8	42:27.319	6	1	<b>2:29.164</b>	<b>41.555</b>	<b>1:09.153</b>	38.456	259.6	44:56.483	7	1	2:52.105	<b>B</b>	42.689	1:19.315	50.101	206.9	47:48.588															
<b>201</b>	<b>Febro Racing Team</b> 1. Dennis DE BORST 2. Stan VAN OORD Leon Cupra TCR SSP1							1	1	3:34.188	1:17.646	1:24.846	51.696	148.6	3:34.188	2	1	2:32.277	43.913	1:09.614	<b>38.750</b>	239.5	6:06.465	3	1	<b>2:31.456</b>	<b>43.097</b>	<b>1:08.982</b>	39.377	240.5	8:37.921	4	1	2:31.923	43.560	1:09.334	39.029	242.7	11:09.844	5	1	2:52.214	45.925	1:14.141	52.148	209.7	14:02.058	6	1	2:32.131	43.181	1:09.198	39.752	244.3	16:34.189	7	1	2:37.220	43.210	1:11.455	42.555	241.6	19:11.409	8	1	2:32.224	43.236	1:10.101	38.887	240.5	21:43.633	9	1	3:54.556	<b>B</b>	52.278			155.8	25:38.189





# SUPERCAR CHALLENGE + GT&PROTO CH

## SPA EURO RACE

### QUALIFYING


### Sector Analysis

■ Personal Best   ■ Session Best   ■ Crossing the finish line in the pit lane

Lap	D	Time	Sector 1	Sector 2	Sector 3	T.Spd	Elapsed	Lap	D	Time	Sector 1	Sector 2	Sector 3	T.Spd	Elapsed	
<b>202</b>	<b>Ferry Monster Autosport</b> Leon Cupra TCR 1. René STEENMETZ 2. Stephan POLDERMAN SSP1							2	1	5:24.605	3:22.558	1:21.036	41.011	177.6	9:00.488	
	3	1	2:37.102	44.949	1:11.994	40.159	237.9	11:37.590								
	4	1	2:35.998	44.666	1:11.792	39.540	239.5	14:13.588								
	5	1	2:35.166	44.622	1:11.134	<b>39.410</b>	241.1	16:48.754								
	6	1	2:35.013	44.226	<b>1:10.880</b>	39.907	242.7	19:23.767								
	7	1	<b>2:34.966</b>	<b>44.065</b>	1:11.153	39.748	242.7	21:58.733								
	8	1	3:51.687 <b>B</b>	1:02.881	1:26.874	1:21.932	138.8	25:50.420								
	<b>208</b>	<b>JR Motorsport</b> BMW E92 V8 1. Ted VAN VLIET SSP1							1	1	3:40.770	1:19.809	1:29.008	51.953	134.0	3:40.770
		2	1	2:51.974	50.885	1:18.502	42.587	189.5	6:32.744							
3		1	2:43.644	46.770	1:14.940	41.934	226.9	9:16.388								
4		1	3:03.227	47.313	1:25.540	50.374	225.5	12:19.615								
5		1	2:44.670	47.334	1:15.552	41.784	225.9	15:04.285								
6		1	<b>2:42.045</b>	<b>46.409</b>	1:13.819	41.817	228.8	17:46.330								
7		1	2:41.039	46.980	<b>1:13.026</b>	<b>41.033</b>	228.8	20:27.369								
<b>210</b>		<b>Ferry Monster Autosport</b> Leon Cupra TCR 1. Thijmen NABUURS 2. Lorenzo VAN RIET SSP1							1	1	3:39.595	1:20.464	1:25.035	54.096	141.0	3:39.595
		2	1	2:35.725	44.610	1:11.523	39.592	238.4	6:15.320							
	3	1	2:35.887	44.277	1:12.360	39.250	230.3	8:51.207								
	4	1	2:32.267	43.576	1:09.840	38.851	242.7	11:23.474								
	5	1	<b>2:31.511</b>	43.612	<b>1:09.173</b>	<b>38.726</b>	243.2	13:54.985								
	6	1	2:50.196	55.695	1:14.948	39.553	120.8	16:45.181								
	7	1	2:33.883	43.946	1:10.114	39.823	242.2	19:19.064								
	8	1	2:31.979	<b>43.507</b>	1:09.469	39.003	243.2	21:51.043								
	9	1	3:53.921 <b>B</b>	1:02.018		150.4	25:44.964									
<b>222</b>	<b>Blueberry Racing</b> BMW E46 M3 1. Ronald VAN LOON 2. Luuk VAN LOON SSP1							1	1	4:29.984	2:33.057	1:15.316	41.611	216.0	4:29.984	
	2	1	2:35.812	44.544	<b>1:11.098</b>	40.170	235.3	7:05.796								
	3	1	2:37.289	44.546	1:12.094	40.649	236.8	9:43.085								
	4	1	2:41.727	46.466	1:13.799	41.462	190.8	12:24.812								
	5	1	<b>2:37.262</b>	44.347	1:12.775	<b>40.140</b>	240.0	15:02.074								
	6	1	2:50.975 <b>B</b>	<b>44.238</b>	1:13.885	52.852	237.4	17:53.049								
<b>245</b>	<b>Harders Plaza</b> BMW E90 1. Robert VAN DEN BERG 2. Benjamin VAN DEN BERG SSP1							1	1	3:20.205	1:06.324	1:27.583	46.298	166.9	3:20.205	
	2	1	2:48.107	48.697	1:15.950	43.460	219.1	6:08.312								
	3	1	2:34.811	44.430	1:10.878	39.503	237.4	8:43.123								
	4	1	<b>2:34.206</b>	44.245	1:10.602	39.359	237.4	11:17.329								
	5	1	2:50.062	44.307	1:21.887	43.868	238.9	14:07.391								
	6	1	2:33.740	<b>44.204</b>	<b>1:10.268</b>	<b>39.268</b>	238.9	16:41.131								
	7	1	2:50.422	48.539	1:18.490	43.393	147.9	19:31.553								
	8	1	2:41.095	44.349	1:12.025	44.721	240.5	22:12.648								
	<b>246</b>	<b>Stichting Euro Autosport</b> BMW E92 M3 1. Ruud OLIJ SSP1							1	1	3:35.883 <b>B</b>	1:13.326	1:25.072	57.485	147.5	3:35.883

<b>250</b>	<b>Bas Koeten Racing</b> Audi RS3 TCR LMS 1. Oscar GRAPER SSP1							2	1	4:41.895	2:45.846	1:15.307	40.742	173.9	4:41.895
	2	1	2:38.428	45.661	1:12.150	40.617	227.4	7:20.323							
	3	1	<b>2:36.089</b>	44.771	1:11.640	<b>39.678</b>	236.8	9:56.412							
	4	1	2:45.248	45.054	1:15.590	44.604	235.8	12:41.660							
	5	1	2:36.122	<b>44.363</b>	1:11.396	40.363	237.4	15:17.782							
	6	1	2:36.829	44.581	1:11.451	40.797	236.8	17:54.611							
	7	1	2:35.754	44.448	<b>1:11.385</b>	39.921	241.1	20:30.365							
	<b>259</b>	<b>BS Racing Team</b> BMW E46 GTR 1. Marcel VAN DE MAAT SSP1							1	1	3:30.483 <b>B</b>	1:08.695	1:28.169	53.619	164.9
2		1	3:25.386	1:28.667	1:15.614	41.105	208.9	6:55.869							
3		1	2:38.978	45.859	1:12.201	40.918	231.3	9:34.847							
4		1	2:37.803	45.438	1:12.226	40.139	232.3	12:12.650							
5		1	2:37.119	<b>45.140</b>	1:11.771	40.208	233.8	14:49.769							
6		1	2:46.828	45.533	1:18.530	42.765	180.3	17:36.597							
7		1	<b>2:37.008</b>	45.498	<b>1:11.463</b>	<b>40.047</b>	231.8	20:13.605							
<b>264</b>	<b>DK-Racing powered by FMA</b> VW Golf TCR 1. Jonas DE KIMPE 2. Martin HUISMAN SSP1							1	1	3:26.400	1:22.604	1:20.270	43.526	153.4	3:26.400
	2	1	2:35.459	45.210	1:10.553	39.696	231.8	6:01.859							
	3	1	<b>2:33.264</b>	44.382	1:09.878	<b>39.004</b>	232.8	8:35.123							
	4	1	2:32.958	<b>44.236</b>	<b>1:09.624</b>	39.098	232.8	11:08.081							
	5	1	2:47.939 <b>B</b>	45.279	1:11.928	50.732	231.8	13:56.020							
	6	1	3:57.765	1:54.440	1:19.138	44.187	140.4	17:53.785							
	7	1	2:34.016	44.420	1:10.160	39.436	235.3	20:27.801							
<b>266</b>	<b>Ferry Monster Autosport</b> Leon Cupra TCR 1. Max VEELS 2. Jack VAN DER ENDE SSP1							1	1	3:36.633	1:14.494	1:27.725	54.414	141.0	3:36.633
	2	1	2:34.800	44.767	1:10.388	39.645	236.8	6:11.433							
	3	1	<b>2:33.071</b>	44.546	<b>1:09.335</b>	<b>39.190</b>	235.8	8:44.504							
	4	1	2:33.355	44.261	1:09.658	39.436	239.5	11:17.859							
	5	1	2:33.369	43.890	1:09.956	39.523	236.3	13:51.228							
	6	1	2:48.278	50.755	1:16.298	41.225	180.9	16:39.506							
	7	1	2:33.947	44.245	1:09.962	39.740	237.9	19:13.453							
	8	1	2:41.410	<b>43.862</b>	1:13.195	44.353	240.5	21:54.863							
	9	1	3:53.013 <b>B</b>	59.111		147.1	25:47.876								
<b>303</b>	<b>Veno Racing</b> BMW Zilhouette 1. Maxime OOSTEN 2. Milan TEEKENS SSP2							1	1	4:40.346	2:34.358	1:21.753	44.235	180.9	4:40.346
	2	1	2:47.782	47.800	1:17.493	42.489	215.6	7:28.128							
	3	1	2:44.967	47.239	1:15.823	41.905	216.4	10:13.095							
	4	1	2:53.353 <b>B</b>	46.949	1:15.846	50.558	222.2	13:06.448							
	5	1	3:54.719	1:56.950	1:15.751	42.018	217.3	17:01.167							




**SUPERCAR CHALLENGE + GT&PROTO CH**  
**SPA EURO RACE**  
**QUALIFYING**

**Sector Analysis**

■ Personal Best ■ Session Best B Crossing the finish line in the pit lane

Lap	D	Time	Sector 1	Sector 2	Sector 3	T.Spd	Elapsed	Lap	D	Time	Sector 1	Sector 2	Sector 3	T.Spd	Elapsed
6	1	<b>2:42.772</b>	<b>46.569</b>	<b>1:14.719</b>	<b>41.484</b>	223.6	19:43.939	2	1	2:58.263	53.337	1:19.150	45.776	192.9	6:43.116
7	1	3:17.815 <b>B</b>	52.421	1:26.269	59.125	165.6	23:01.754	3	1	2:56.106	52.002	1:18.437	45.667	192.2	9:39.222
<b>305</b> Johan Kraan Motorsport Saker SSP2 1.Robin GREENHALGH 2.Jerome GREENHALGH															
1	1	3:44.164	1:23.068	1:28.846	52.250	136.5	3:44.164	4	1	2:54.117	51.183	1:17.794	45.140	195.7	12:33.339
2	1	2:49.433	49.228	1:18.068	42.137	184.0	6:33.597	5	1	2:54.117	<b>50.986</b>	1:17.722	45.409	194.9	15:27.456
3	1	2:44.130	46.704	<b>1:15.551</b>	41.875	215.6	9:17.727	6	1	2:54.442	51.742	<b>1:17.389</b>	45.311	193.5	18:21.898
4	1	<b>2:43.634</b>	<b>46.187</b>	1:15.807	<b>41.640</b>	215.6	12:01.361	7	1	<b>2:53.390</b>	51.106	1:17.391	<b>44.893</b>	194.9	21:15.288
5	1	2:44.362	46.828	1:15.726	41.808	227.4	14:45.723	8	1	4:18.863 <b>B</b>	1:10.901			139.0	25:34.151
6	1	3:21.951 <b>B</b>	46.269	1:34.223	1:01.459	223.1	18:07.674								
<b>306</b> MWR Racing BMW E36 M3 SSP2 1.Remco DE BEUS								<b>499</b> Spirit Racing Renault Clio 1.6 Turbo SP 1.John VAN DER VOORT 2.Sandra VAN DER SLOOT							
1	1	3:41.874	1:14.720	1:30.804	56.350	134.2	3:41.874	1	1	4:01.449	1:41.133	1:31.745	48.571	157.9	4:01.449
2	1	2:53.385	50.398	1:18.532	44.455	185.2	6:35.259	2	1	3:17.680 <b>B</b>	52.057	1:22.750	1:02.873	201.1	7:19.129
3	1	<b>2:48.123</b>	<b>48.878</b>	<b>1:15.848</b>	<b>43.397</b>	201.5	9:23.382	3	1	4:18.264	2:15.995	1:18.088	44.181	177.6	11:37.393
4	1	2:49.177	49.446	1:15.974	43.757	192.2	12:12.559	4	1	2:49.913	49.767	1:16.378	43.768	204.5	14:27.306
5	1	3:05.806 <b>B</b>	51.677	1:20.279	53.850	175.0	15:18.365	5	1	<b>2:48.442</b>	<b>49.490</b>	<b>1:15.268</b>	<b>43.684</b>	204.9	17:15.748
6	1	3:38.461	1:34.905	1:18.564	44.992	189.5	18:56.826	6	1	2:48.703	49.557	1:15.369	43.777	205.7	20:04.451
7	1	2:50.436	49.903	1:16.446	44.087	194.9	21:47.262								
8	1	3:53.630 <b>B</b>	56.401			156.7	25:40.892	<b>601</b> Prime Racing Ginetta Nissan G57 LMP3 1.Jean-Pierre PIERRE LEQUE 2.Jean Marc UEBERECKEN							
								1	1	28:40.555		1:09.366	36.750	198.2	28:40.555
								2	1	2:21.881	40.453	1:05.626	35.802	249.4	31:02.436
								3	1	2:20.998	40.234	1:05.087	<b>35.677</b>	264.1	33:23.434
								4	1	2:20.629	40.010	1:04.855	35.764	270.7	35:44.063
								5	1	2:19.254	39.609	1:03.884	35.761	273.4	38:03.317
								6	1	2:19.244	39.626	1:03.934	35.684	273.4	40:22.561
								7	1	2:20.023	39.551	1:03.901	36.571	273.4	42:42.584
								8	1	<b>2:18.590</b>	<b>39.368</b>	<b>1:03.469</b>	35.753	272.7	45:01.174
								9	1	2:29.278 <b>B</b>	39.547	1:04.393	45.338	242.7	47:30.452
<b>401</b> Traxx Racing Team Peugeot RCZ Cup SP 1.Chris VOET 2.Bart VAN DEN BROECK								<b>603</b> EDEKA Aschoff Racing Ginetta Nissan G58 LMP3 1.Max ASCHOFF							
1	1	4:00.501	1:40.371	1:31.813	48.317	154.3	4:00.501	1	1	30:29.820		1:11.434	40.391	209.3	30:29.820
2	1	2:56.439	51.198	1:20.030	45.211	204.9	6:56.940	2	1	2:20.628	40.279	1:04.942	35.407	268.7	32:50.448
3	1	2:53.090	49.698	1:18.926	44.466	206.1	9:50.030	3	1	2:23.830	39.562	1:07.044	37.224	262.8	35:14.278
4	1	3:05.091 <b>B</b>	50.354	1:20.508	54.229	204.2	12:55.121	4	1	2:58.823 <b>B</b>	43.366	1:17.605	57.852	143.8	38:13.101
5	1	3:40.676	1:36.659	1:19.353	44.664	206.1	16:35.797	5	1	5:08.393	3:04.261	1:17.026	47.106	200.7	43:21.494
6	1	2:50.272	49.741	<b>1:16.817</b>	<b>43.714</b>	208.5	19:26.069	6	1	<b>2:19.942</b>	39.830	<b>1:04.938</b>	<b>35.174</b>	271.4	45:41.436
7	1	<b>2:51.227</b>	<b>49.134</b>	1:17.283	44.810	206.5	22:17.296	7	1	2:20.062	<b>39.064</b>	1:05.400	35.598	273.4	48:01.498
8	1	4:01.458 <b>B</b>	1:18.062	1:32.989	1:10.407	137.9	26:18.754								
<b>402</b> Spirit Racing Renault Clio 1.6 Turbo SP 1.Rob NIEMAN								<b>605</b> Team Clim Air Ligier LMP3 LMP3 1.Laurents HÖRR 2.Pieder DECURTINS							
1	1	4:31.262	2:21.648	1:23.063	46.551	186.9	4:31.262	1	1	29:11.919		1:10.740	39.286	214.3	29:11.919
2	1	2:50.334	49.495	1:16.659	44.180	207.3	7:21.596	2	1	2:24.164	41.719	1:05.299	37.146	250.6	31:36.083
3	1	<b>2:49.290</b>	49.144	1:16.663	43.483	207.7	10:10.886	3	1	2:22.483	40.429	1:06.146	<b>35.908</b>	255.3	33:58.566
4	1	2:51.032	49.467	1:17.394	44.171	206.1	13:01.918	4	1	2:26.206	40.185	<b>1:03.660</b>	42.361	255.9	36:24.772
5	1	2:49.473	49.606	1:16.284	43.583	205.3	15:51.391	5	1	2:20.589	40.801	1:03.756	36.032	254.7	38:45.361
6	1	2:53.455	51.076	1:17.809	44.570	193.2	18:44.846	6	1	<b>2:19.864</b>	<b>40.031</b>	1:03.670	36.163	256.5	41:05.225
7	1	2:47.545	<b>49.108</b>	<b>1:15.082</b>	<b>43.355</b>	208.1	21:32.391	7	1	2:20.296	40.146	1:04.048	36.102	257.1	43:25.521
8	1	4:03.719 <b>B</b>	1:00.863			136.5	25:36.110	8	1	2:33.455 <b>B</b>	41.017	1:06.910	45.528	247.1	45:58.976
<b>403</b> Racing Team Tappel BMW Zilhouette 2.0 SP 1.Henk TAPPEL								<b>606</b> DKR Engineering Norma M30 LMP3 LMP3 1.Marcello MARATEOTTO							
1	1	4:43.640	2:35.105	1:21.946	46.589	171.2	4:43.640	1	1	28:35.603		1:07.905	37.129	243.8	28:35.603
2	1	2:49.154	50.433	1:15.175	43.546	198.9	7:32.794	2	1	2:19.159	40.585	<b>1:02.935</b>	35.639	260.9	30:54.762
3	1	<b>2:46.719</b>	49.674	<b>1:13.899</b>	<b>43.146</b>	200.0	10:19.513	3	1	2:20.062	40.300	1:04.415	<b>35.347</b>	262.8	33:14.824
4	1	2:47.104	<b>49.321</b>	1:14.470	43.313	203.4	13:06.617	4	1	2:28.198	41.603	1:05.824	40.771	248.8	35:43.022
5	1	2:57.210 <b>B</b>	51.323	1:15.252	50.635	194.2	16:03.827	5	1	2:19.015	39.837	1:03.035	36.143	263.4	38:02.037
6	1	5:06.454 <b>B</b>	2:45.241	1:19.745	1:01.468	170.6	21:10.281								
<b>410</b> Certainty Racing Renault Clio 4 SP 1.Tim SCHULTE 2.Dillon KOSTER															
1	1	3:44.853	1:22.088	1:28.440	54.325	141.4	3:44.853								





# SUPERCAR CHALLENGE + GT&PROTO CH

## SPA EURO RACE

### QUALIFYING

### Sector Analysis

■ Personal Best   ■ Session Best   B Crossing the finish line in the pit lane

Lap	D	Time	Sector 1	Sector 2	Sector 3	T.Spd	Elapsed	Lap	D	Time	Sector 1	Sector 2	Sector 3	T.Spd	Elapsed
<b>657</b> T2 Racing 1. Stephan RUPP 2. Vincent CAPILLAIRE Ligier LMP3 LMP3								1	1	28:56.830	...	1:14.451	41.829	186.5	28:56.830
6	1	<b>2:18.659</b>	<b>39.440</b>	1:03.077	36.142	266.0	40:20.696	2	1	2:31.595	44.160	1:07.909	39.526	222.2	31:28.425
7	1	2:21.667	40.922	1:04.048	36.697	264.1	42:42.363	3	1	2:30.861	44.196	1:07.010	39.655	221.8	33:59.286
8	1	2:32.280 B	40.849	1:04.007	47.424	264.7	45:14.643	4	1	2:29.997	44.148	1:06.372	39.477	221.3	36:29.283
1	1	29:14.476	...	1:09.973	36.908	212.6	29:14.476	5	1	2:29.304	<b>43.855</b>	1:06.297	39.152	223.1	38:58.587
2	1	2:22.135	39.921	1:04.955	37.259	264.1	31:36.611	6	1	2:30.386	45.055	1:06.188	39.143	219.1	41:28.973
3	1	2:19.156	40.287	1:03.946	34.923	253.5	33:55.767	7	1	<b>2:28.687</b>	43.967	<b>1:05.784</b>	<b>38.936</b>	221.3	43:57.660
4	1	2:15.809	38.717	1:02.411	34.681	270.0	36:11.576	8	1	2:58.281 B	53.046	1:12.351	52.884	182.4	46:55.941
5	1	<b>2:14.805</b>	<b>38.596</b>	<b>1:01.719</b>	<b>34.490</b>	272.0	38:26.381								
6	1	2:30.553 B	40.140	1:04.754	45.659	241.1	40:56.934								
7	1	6:22.533	4:41.749	1:04.294	36.490	264.7	47:19.467								
<b>807</b> Kraft Racing 1. Stienes LONGIN 2. Evan MEUNIE Norma M20FC CN								1	1	28:32.711	...	1:03.895	37.311	225.0	28:32.711
2	1	2:18.900	41.657	1:00.617	<b>36.626</b>	235.8	30:51.611	2	1	2:24.047	42.630	1:04.125	<b>37.292</b>	229.8	33:45.362
3	1	2:20.773	<b>41.270</b>	1:02.360	37.143	238.4	33:12.384	3	1	2:34.258 B	<b>42.338</b>	<b>1:03.586</b>	48.334	229.8	36:19.620
4	1	<b>2:18.471</b>	41.309	<b>1:00.437</b>	36.725	238.4	35:30.855	4	1	5:44.795	3:54.700	1:11.159	38.936	218.6	42:04.415
5	1	2:29.749 B	41.681	1:03.373	44.695	238.4	38:00.604	5	1	<b>2:24.699</b>	42.984	1:03.842	37.873	227.8	44:29.114
6	1	4:32.404	2:44.707	1:08.966	38.731	227.8	42:33.008	6	1	2:25.359	42.503	1:05.010	37.846	232.8	46:54.473
7	1	2:28.049	42.696	1:06.931	38.422	235.3	45:01.057								
8	1	2:27.618	42.890	1:06.507	38.221	237.4	47:28.675								
<b>844</b> Neil Primrose Racing 1. Neil PRIMROSE 2. Samuel ALLPASS Norma M20FC CN								1	1	28:55.976	...	1:10.181	41.859	210.5	28:55.976
2	1	2:25.339	42.892	1:04.711	37.736	228.3	31:21.315	2	1	2:26.847	42.348	1:06.648	37.851	238.9	34:03.729
3	1	2:24.047	42.630	1:04.125	<b>37.292</b>	229.8	33:45.362	3	1	2:26.724	43.524	1:05.462	37.738	232.8	38:55.645
4	1	2:34.258 B	<b>42.338</b>	<b>1:03.586</b>	48.334	229.8	36:19.620	4	1	2:23.554	<b>41.630</b>	1:04.452	37.472	240.5	41:19.199
5	1	5:44.795	3:54.700	1:11.159	38.936	218.6	42:04.415	5	1	2:25.104	43.156	1:04.507	37.441	240.0	43:44.303
6	1	<b>2:24.699</b>	42.984	1:03.842	37.873	227.8	44:29.114	6	1	<b>2:22.697</b>	41.913	<b>1:03.909</b>	<b>36.875</b>	242.7	46:07.000
7	1	2:25.359	42.503	1:05.010	37.846	232.8	46:54.473								
8	1	<b>2:22.697</b>	41.913	<b>1:03.909</b>	<b>36.875</b>	242.7	46:07.000								
<b>901</b> Roke Racing 1. Antoine MATTÉO 2. Hector GOURAUD Radical SR3RS SR3								1	1	29:34.670 B	...	1:22.578	53.130	154.9	29:34.670
2	1	4:44.207	2:42.831	1:18.127	43.249	173.6	34:18.877	2	1	2:43.693	47.532	1:13.319	<b>42.842</b>	204.2	37:02.570
3	1	2:43.693	47.532	1:13.319	<b>42.842</b>	204.2	37:02.570	3	1	2:52.385 B	<b>46.748</b>	1:13.794	51.843	205.7	39:54.955
4	1	2:52.385 B	<b>46.748</b>	1:13.794	51.843	205.7	39:54.955	4	1	4:16.226	2:18.480	1:14.034	43.712	191.8	44:11.181
5	1	4:16.226	2:18.480	1:14.034	43.712	191.8	44:11.181	5	1	<b>2:42.478</b>	47.402	<b>1:11.617</b>	43.459	204.9	46:53.659
6	1	<b>2:42.478</b>	47.402	<b>1:11.617</b>	43.459	204.9	46:53.659								
<b>914</b> BS Racing by Baticonsult 1. Alain BERG Radical SR3 RSX SR3															