


ACNN SPA EURO RACE QUALIFYING

Sector Analysis

Personal Best Session Best Crossing the finish line in the pit lane

Lap D	Time	Sector 1	Sector 2	Sector 3	T.Spd	Elapsed	Lap D	Time	Sector 1	Sector 2	Sector 3	T.Spd	Elapsed		
3	1.Sam DE LANGE	Zilhouette ZIL						18	1.Noah HERMANS	BMW E36 BMW					
1	4:45.048	2:23.254	1:28.054	53.740	181.2	4:45.048	1	3:17.237	1:01.235	1:26.407	49.595	176.5	3:17.237		
2	2:58.040	52.364	1:19.274	46.402	196.4	7:43.088	2	3:07.612	54.643	1:24.142	48.827	186.9	6:24.849		
3	2:57.269	51.559	1:19.464	46.246	201.9	10:40.357	3	3:08.291	54.928	1:25.337	48.026	192.2	9:33.140		
4	2:56.094	51.266	1:19.111	45.717	194.2	13:36.451	4	3:07.331	53.458	1:25.489	48.384	194.6	12:40.471		
5	2:56.375	50.941	1:18.109	47.325	205.3	16:32.826	5	3:07.716	54.275	1:24.844	48.597	197.8	15:48.187		
6	2:56.602	51.150	1:18.753	46.699	201.1	19:29.428	6	3:11.294	53.681	1:24.048	53.565	192.2	18:59.481		
7	2:54.675	50.953	1:18.315	45.407	200.4	22:24.103	7	3:05.257	54.070	1:23.049	48.138	190.5	22:04.738		
8	2:57.064	50.963	1:20.253	45.848	202.6	25:21.167	8	3:07.527	54.667	1:24.218	48.642	194.2	25:12.265		
							9	3:12.884	54.892	1:28.438	49.554	191.8	28:25.149		
							10	3:05.469	54.108	1:22.984	48.377	193.5	31:30.618		
8	1.Patrick KROEZE 2.Matthieu KRUGER	BMW E36 BMW						21	1.Harm JENSMA	BMW E36 BMW					
1	5:19.400	3:04.047	1:25.775	49.578	148.6	5:19.400	1	5:25.968	3:08.172	1:28.851	48.945	133.2	5:25.968		
2	3:01.475	52.402	1:21.249	47.824	196.4	8:20.875	2	3:07.722	54.789	1:24.773	48.160	183.1	8:33.690		
3	3:00.785	52.336	1:21.803	46.646	197.4	11:21.660	3	3:08.437	54.464	1:24.913	49.060	189.1	11:42.127		
4	3:00.478	52.230	1:21.044	47.204	196.7	14:22.138	4	3:08.464	56.135	1:23.902	48.427	187.2	14:50.591		
5	2:59.559	52.094	1:20.700	46.765	197.4	17:21.697	5	3:05.606	54.180	1:23.251	48.175	191.2	17:56.197		
6	2:59.200	51.940	1:20.643	46.617	197.4	20:20.897	6	3:05.440	53.943	1:23.660	47.837	191.2	21:01.637		
7	3:18.627	51.654	1:29.336	57.637	193.2	23:39.524	7	3:08.521	56.197	1:24.670	47.654	189.1	24:10.158		
8	3:28.912	52.372	1:29.496	1:07.044	195.3	27:08.436	8	3:06.192	53.938	1:23.741	48.513	190.1	27:16.350		
9	3:25.610	58.924	1:31.602	55.084	163.6	30:34.046	9	3:06.072	54.251	1:23.626	48.195	191.2	30:22.422		
9	1.David EMAAR 2.Dennis EMAAR JR	BMW E36 BMW						23	1.Henri VAN NORDEN 2.Ronald VAN HIERDEN	BMW E36 BMW					
1	3:24.928	1:06.795	1:27.261	50.872	161.9	3:24.928	1	4:06.140	1:39.610	1:30.903	55.627	153.0	4:06.140		
2	3:14.718	58.342	1:26.939	49.437	179.4	6:39.646	2	3:07.994	55.404	1:22.942	49.648	177.6	7:14.134		
3	3:08.717	55.173	1:25.126	48.418	190.8	9:48.363	3	3:06.065	54.361	1:23.637	48.067	184.0	10:20.199		
4	3:09.302	54.719	1:24.745	49.838	192.9	12:57.665	4	3:03.384	53.240	1:21.763	48.381	193.2	13:23.583		
5	3:29.205	B 55.614	1:25.789	1:07.802	191.5	16:26.870	5	3:03.013	53.181	1:21.956	47.876	192.5	16:26.596		
6	5:21.956	2:56.784	1:32.920	52.252	171.2	21:48.826	6	3:04.180	54.220	1:21.854	48.106	193.5	19:30.776		
7	3:23.450	58.929	1:31.818	52.703	162.2	25:12.276	7	3:02.959	52.460	1:22.058	48.441	184.0	22:33.735		
8	3:20.674	58.103	1:30.351	52.220	176.5	28:32.950	8	3:02.381	52.993	1:21.737	47.651	195.3	25:36.116		
9	3:16.531	56.313	1:29.334	50.884	173.4	31:49.481	9	3:01.129	52.409	1:21.350	47.370	193.5	28:37.245		
							10	3:19.321	54.402	1:33.810	51.109	190.5	31:56.566		
10	1.Mark WIERINGA	Zilhouette ZIL						29	1.Gerrit LAND 2.Johan LAND	BMW E36 BMW					
1	3:38.586	1:20.753	1:29.735	48.098	125.1	3:38.586	1	4:01.922	1:31.680	1:30.053	1:00.189	167.7	4:01.922		
2	2:58.163	51.738	1:20.569	45.856	200.7	6:36.749	2	3:08.171	53.596	1:23.635	50.940	192.9	7:10.093		
3	2:56.192	51.089	1:19.738	45.365	195.7	9:32.941	3	3:22.447	53.106	1:32.070	57.271	195.3	10:32.540		
4	2:55.911	52.051	1:18.615	45.245	202.6	12:28.852	4	3:01.922	52.864	1:21.707	47.351	195.3	13:34.462		
5	2:52.988	51.035	1:17.421	44.532	200.7	15:21.840	5	3:01.391	53.033	1:21.431	46.927	191.5	16:35.853		
6	2:56.428	50.667	1:17.722	48.039	204.5	18:18.268	6	3:02.995	52.476	1:21.658	48.861	193.5	19:38.848		
7	6:01.720	B 53.420	1:24.874	3:43.426	188.2	24:19.988	7	3:00.388	52.347	1:21.101	46.940	192.9	22:39.236		
12	1.Maurice VAN DIJK 2.Jeffrey ZWIEP	BMW E36 BMW						31	1.Mark VAN OLST 2.Robert VAN DER SCHEER	BMW E36 BMW					
1	5:20.279	3:01.076	1:28.699	50.504	165.6	5:20.279	1	4:48.648	2:26.584	1:28.774	53.290	171.2	4:48.648		
2	3:06.969	54.835	1:23.735	48.399	181.8	8:27.248	2	3:09.843	55.816	1:24.758	49.269	179.7	7:58.491		
3	3:08.907	53.934	1:24.610	50.363	182.7	11:36.155	3	3:09.925	55.367	1:25.850	48.708	189.8	11:08.416		
4	3:05.511	54.066	1:23.410	48.035	186.9	14:41.666									
5	3:07.594	54.370	1:23.413	49.811	185.2	17:49.260									
6	3:05.805	54.262	1:23.731	47.812	185.6	20:55.065									
7	3:04.841	53.760	1:22.954	48.127	185.9	23:59.906									
8	3:07.421	53.595	1:23.301	50.525	188.8	27:07.327									
9	3:07.953	54.059	1:22.937	50.957	187.2	30:15.280									




ACNN SPA EURO RACE QUALIFYING

Sector Analysis

Personal Best Session Best Crossing the finish line in the pit lane

Lap	D	Time	Sector 1	Sector 2	Sector 3	T.Spd	Elapsed	Lap	D	Time	Sector 1	Sector 2	Sector 3	T.Spd	Elapsed
38 1. Auke WIEGERS BMW E36 BMW															
2. Daniel MEENDERING															
1	1	3:02.286	51.458	1:23.654	47.174	155.8	3:02.286								
2	1	3:00.309	52.107	1:21.452	46.750	193.2	6:02.595								
3	1	2:58.604	51.973	1:20.129	46.502	194.9	9:01.199								
4	1	2:57.913	52.120	1:19.355	46.438	193.5	11:59.112								
5	1	3:01.806	51.606	1:20.758	49.442	198.9	15:00.918								
6	1	3:18.126	53.301	1:24.494	1:00.331	194.6	18:19.044								
7	1	4:37.379	2:27.813	1:21.992	47.574	182.7	22:56.423								
8	1	3:00.486	52.314	1:21.597	46.575	193.9	25:56.909								
9	1	3:00.826	52.509	1:21.113	47.204	193.5	28:57.735								
10	1	3:15.748	55.532	1:27.497	52.719	139.9	32:13.483								
39 1. Twan VAN BAAST BMW E36 BMW															
2. Jur VISSER															
1	1	5:00.389	2:40.036	1:27.884	52.469	130.3	5:00.389								
2	1	3:06.079	53.759	1:23.550	48.770	190.8	8:06.468								
3	1	4:00.681	56.867	1:49.669	1:14.145	135.5	12:07.149								
4	1	8:06.405	5:36.040	1:30.151	1:00.214	183.1	20:13.554								
5	1	5:50.245	3:29.162	1:28.530	52.553	172.8	26:03.799								
6	1	3:06.337	53.677	1:24.985	47.675	187.2	29:10.136								
7	1	3:36.974	1:03.473	1:29.023	1:04.478	138.6	32:47.110								
40 1. Gerald LEKKERKERKER BMW E36 BMW															
2. Ton VAN OTTERLOO															
1	1	3:35.467	1:16.909	1:28.970	49.588	131.4	3:35.467								
2	1	3:09.927	53.409	1:29.197	47.321	195.3	6:45.394								
3	1	2:59.694	52.564	1:20.580	46.550	196.7	9:45.088								
4	1	2:59.532	51.873	1:20.310	47.349	199.3	12:44.620								
5	1	2:59.541	52.503	1:20.459	46.579	197.8	15:44.161								
6	1	2:59.875	52.345	1:20.799	46.731	196.7	18:44.036								
7	1	3:12.819	55.320	1:20.377	57.122	194.9	21:56.855								
8	1	4:12.547	1:58.158	1:25.123	49.266	193.9	26:09.402								
9	1	3:06.578	54.535	1:23.148	48.895	196.4	29:15.980								
10	1	3:05.590	53.854	1:23.866	47.870	190.1	32:21.570								
43 1. Arnold BAKKER BMW E36 BMW															
1	1	3:21.419	1:01.914	1:27.952	51.553	170.9	3:21.419								
2	1	3:09.276	55.587	1:24.820	48.869	187.2	6:30.695								
3	1	3:11.143	56.632	1:25.666	48.845	189.1	9:41.838								
4	1	3:10.026	54.853	1:25.123	50.050	185.6	12:51.864								
5	1	3:12.643	55.018	1:24.632	52.993	191.2	16:04.507								
6	1	3:06.932	54.917	1:23.223	48.792	193.2	19:11.439								
7	1	3:05.609	54.429	1:22.744	48.436	186.2	22:17.048								
8	1	3:08.003	54.477	1:25.362	48.164	192.5	25:25.051								
9	1	3:09.608	54.349	1:24.001	51.258	190.8	28:34.659								
10	1	3:16.023	57.633	1:26.623	51.767	190.1	31:50.682								
44 1. Robert ACKERMANN BMW E36 BMW															
1	1	3:06.038	55.202	1:23.384	47.452	162.2	3:06.038								
2	1	3:00.126	53.006	1:20.225	46.895	190.8	6:06.164								
3	1	3:00.484	52.263	1:21.585	46.636	190.1	9:06.648								
4	1	2:59.379	52.170	1:20.234	46.975	192.2	12:06.027								
5	1	3:01.884	52.212	1:21.350	48.322	190.1	15:07.911								
6	1	3:00.044	52.405	1:20.652	46.987	193.5	18:07.955								
7	1	3:14.975	52.399	1:20.541	1:02.035	190.8	21:22.930								
8	1	4:05.153	1:57.042	1:21.192	46.919	194.6	25:28.083								
9	1	3:05.195	52.124	1:21.933	51.138	195.3	28:33.278								
10	1	3:03.571	55.164	1:20.967	47.440	188.2	31:36.849								
47 1. Mick SCHUTTE BMW E36 BMW															
1	1	4:26.834	1:45.786	1:35.551	1:05.497	135.7	4:26.834								
2	1	3:09.030	55.258	1:23.995	49.777	182.4	7:35.864								
3	1	3:07.935	54.999	1:24.126	48.810	189.8	10:43.799								
4	1	3:05.245	54.194	1:22.464	48.587	185.9	13:49.044								
5	1	3:34.089	57.200	1:38.527	58.362	151.9	17:23.133								
6	1	3:07.257	55.513	1:23.062	48.682	178.8	20:30.390								
7	1	3:41.041	54.236	1:32.027	1:14.778	188.2	24:11.431								
48 1. Guido KALKHUIS BMW E36 BMW															
1	1	4:14.672	1:46.102	1:33.257	55.313	141.7	4:14.672								
2	1	3:22.699	58.205	1:27.731	56.763	179.1	7:37.371								
3	1	3:17.344	57.772	1:26.488	53.084	182.1	10:54.715								
4	1	3:17.063	56.843	1:30.171	50.049	179.4	14:11.778								
5	1	3:12.959	56.741	1:30.221	49.997	182.7	17:24.737								
6	1	3:11.102	55.378	1:25.308	50.416	187.2	20:35.839								
7	1	3:17.707	56.598	1:28.836	52.273	185.9	23:53.546								
8	1	3:13.437	56.186	1:23.706	53.545	185.9	27:06.983								
9	1	3:12.936	57.397	1:25.082	50.457	185.6	30:19.919								
61 1. Bert WEERING Zilhouette ZIL															
1	1	5:15.931	2:59.040	1:28.689	48.202	170.3	5:15.931								
2	1	2:59.014	52.333	1:20.228	46.453	196.4	8:14.945								
3	1	3:00.991	53.055	1:22.302	45.634	192.5	11:15.936								
4	1	2:56.827	51.208	1:19.630	45.989	196.7	14:12.763								
5	1	2:58.309	51.419	1:20.575	46.315	163.9	17:11.072								
6	1	3:02.744	50.723	1:26.649	45.372	193.9	20:13.816								
7	1	2:56.255	50.449	1:19.950	45.856	197.8	23:10.071								
8	1	2:56.564	51.981	1:19.596	44.987	199.3	26:06.635								
9	1	2:53.792	50.527	1:18.205	45.060	196.7	29:00.427								
10	1	2:58.721	53.334	1:18.983	46.404	135.0	31:59.148								
67 1. Richard TER VELDE BMW E36 BMW															
2. Markus TER VELDE															
1	1	3:20.076	1:03.046	1:27.415	49.615	175.6	3:20.076								
2	1	3:05.256	54.644	1:23.224	47.388	193.5	6:25.332								
3	1	3:05.579	53.783	1:24.378	47.418	196.4	9:30.911								
4	1	3:04.117	53.043	1:23.820	47.254	199.3	12:35.028								
5	1	3:04.127	53.252	1:23.424	47.451	198.2	15:39.155								
6	1	3:01.208	52.521	1:21.629	47.058	200.7	18:40.363								




ACNN SPA EURO RACE QUALIFYING

Sector Analysis

Personal Best Session Best B Crossing the finish line in the pit lane

Lap	D	Time	Sector 1	Sector 2	Sector 3	T.Spd	Elapsed	Lap	D	Time	Sector 1	Sector 2	Sector 3	T.Spd	Elapsed								
69 1. Jan Berry DRENTH Zilhouette ZIL																							
7	1	3:02.203	52.436	1:22.312	47.455	200.0	21:42.566	3	1	2:55.425	50.144	1:20.273	45.008	204.2	9:04.364								
8	1	3:12.628	56.866	1:26.436	49.326	166.7	24:55.194	4	1	2:53.681	49.376	1:19.223	45.082	201.9	11:58.045								
9	1	3:03.767	53.155	1:22.021	48.591	196.0	27:58.961	5	1	2:54.920	50.022	1:19.331	45.567	207.7	14:52.965								
10	1	3:04.985	53.813	1:23.296	47.876	201.1	31:03.946	6	1	2:52.600	50.217	1:17.358	45.025	203.4	17:45.565								
1	1	3:36.841	1:20.222	1:29.304	47.315	130.3	3:36.841	7	1	2:51.407	49.707	1:17.409	44.291	205.7	20:36.972								
2	1	2:56.326	51.765	1:19.565	44.996	198.9	6:33.167	8	1	3:00.029	50.810	1:18.549	50.670	206.5	23:37.001								
3	1	2:55.810	50.526	1:19.636	45.648	196.7	9:28.977	9	1	3:18.693 B	50.269	1:19.269	1:09.155	202.6	26:55.694								
4	1	2:52.304	50.376	1:17.250	44.678	198.5	12:21.281	94 1. Carlo BROEREN Zilhouette ZIL															
5	1	2:54.336	50.632	1:17.766	45.938	200.4	15:15.617	1	1	3:33.235	1:17.843	1:28.814	46.578	138.8	3:33.235								
6	1	2:55.285	51.286	1:18.865	45.134	196.0	18:10.902	2	1	2:58.265	51.173	1:21.826	45.266	200.4	6:31.500								
7	1	2:57.746	52.057	1:19.183	46.506	195.7	21:08.648	3	1	2:55.610	50.398	1:19.671	45.541	208.5	9:27.110								
8	1	4:34.810 B	51.133	1:18.825	2:24.852	194.6	25:43.458	4	1	2:53.213	50.280	1:18.303	44.630	202.6	12:20.323								
74 1. Patrick CASPERS BMW E36 BMW 2. Erik MIK																							
1	1	4:04.563	1:35.919	1:31.387	57.257	156.7	4:04.563	5	1	2:54.707	50.263	1:18.787	45.657	201.9	15:15.030								
2	1	3:04.365	53.738	1:22.148	48.479	193.2	7:08.928	6	1	2:56.637	51.348	1:19.133	46.156	197.1	18:11.667								
3	1	3:01.375	52.692	1:21.243	47.440	194.6	10:10.303	7	1	2:55.783	50.553	1:19.555	45.675	201.9	21:07.450								
4	1	3:31.266 B	54.324	1:24.648	1:12.294	188.5	13:41.569	8	1	2:56.422	51.001	1:19.895	45.526	202.2	24:03.872								
5	1	4:40.812	2:25.292	1:24.555	50.965	179.4	18:22.381	9	1	4:26.832 B	51.446	1:20.836	2:14.550	196.0	28:30.704								
6	1	3:04.473	54.197	1:21.562	48.714	192.9	21:26.854	96 1. Marcel VAN DER LYKE Zilhouette ZIL															
7	1	3:03.602	54.806	1:20.852	47.944	192.9	24:30.456	1	1	4:03.398	1:46.228	1:27.868	49.302	173.6	4:03.398								
8	1	3:04.665	53.660	1:22.315	48.690	193.2	27:35.121	2	1	3:03.480	52.847	1:22.948	47.685	198.5	7:06.878								
9	1	3:04.562	54.821	1:21.929	47.812	192.5	30:39.683	3	1	2:59.715	53.418	1:19.255	47.042	193.5	10:06.593								
77 1. Robert SULMA Cayman GT4 RS																							
1	1	3:16.787	1:03.641	1:27.302	45.844	162.9	3:16.787	4	1	3:05.703	51.967	1:21.623	52.113	198.2	13:12.296								
2	1	2:45.529	47.883	1:15.943	41.703	193.2	6:02.316	5	1	2:54.662	51.804	1:17.506	45.352	197.1	16:06.958								
3	1	2:40.752	45.656	1:13.912	41.184	227.8	8:43.068	6	1	2:55.085	51.853	1:18.315	44.917	200.7	19:02.043								
4	1	2:55.378 B	45.538	1:15.344	54.496	215.1	11:38.446	7	1	2:54.267	51.212	1:17.429	45.626	202.2	21:56.310								
5	1	3:54.673	1:57.163	1:14.699	42.811	227.4	15:33.119	8	1	3:03.649	56.413	1:21.568	45.668	135.8	24:59.959								
6	1	2:40.477	45.241	1:13.382	41.854	225.0	18:13.596	9	1	2:53.557	50.856	1:16.992	45.709	199.3	27:53.516								
7	1	2:39.452	45.274	1:12.749	41.429	241.1	20:53.048	10	1	3:03.971	52.402	1:23.895	47.674	182.1	30:57.487								
8	1	2:40.799	44.752	1:13.079	42.968	240.0	23:33.847	98 1. Jack HOEKSTRA Zilhouette ZIL															
9	1	3:04.000 B	46.916	1:19.131	57.953	233.3	26:37.847	1	1	3:35.930	1:18.926	1:29.958	47.046	130.1	3:35.930								
81 1. Bernard BLAAK Zilhouette ZIL																							
1	1	3:34.133	1:19.199	1:27.950	46.984	135.0	3:34.133	2	1	2:56.157	51.980	1:18.999	45.178	199.6	6:32.087								
2	1	2:56.711	51.463	1:20.062	45.186	198.5	6:30.844	3	1	2:57.438	51.363	1:19.501	46.574	203.0	9:29.525								
3	1	2:53.669	50.895	1:17.921	44.853	197.8	9:24.513	4	1	2:55.244	52.274	1:17.924	45.046	196.7	12:24.769								
4	1	2:53.290	51.550	1:16.969	44.771	195.3	12:17.803	5	1	2:55.408	51.548	1:18.480	45.380	198.5	15:20.177								
5	1	3:58.969 B	52.431	1:17.445	1:49.093	195.3	16:16.772	6	1	2:55.404	51.397	1:18.112	45.895	198.9	18:15.581								
6	1	3:17.640	1:14.338	1:18.138	45.164	196.0	19:34.412	7	1	2:55.809	51.601	1:19.151	45.057	199.6	21:11.390								
7	1	2:57.423	50.684	1:20.278	46.461	198.2	22:31.835	8	1	2:56.366	51.259	1:19.516	45.591	199.3	24:07.756								
8	1	2:53.114	50.579	1:17.228	45.307	198.5	25:24.949	9	1	2:55.135	50.909	1:18.110	46.116	199.6	27:02.891								
9	1	2:53.353	50.152	1:18.320	44.881	199.6	28:18.302	10	1	2:55.061	51.666	1:17.830	45.565	196.4	29:57.952								
10	1	2:54.990	52.071	1:17.459	45.460	196.0	31:13.292	11	1	2:54.480	51.389	1:17.712	45.379	196.0	32:52.432								
92 1. Michael HERMANS Zilhouette ZIL																							
1	1	3:13.497	59.259	1:25.455	48.783	143.4	3:13.497	106 1. Joop ARENSEN BMW GTR DTC1															
2	1	2:55.442	50.917	1:19.229	45.296	202.2	6:08.939	1	1	4:14.109	1:52.019	1:34.030	48.060	154.3	4:14.109								
99 1. Robert SULMA Cayman GT4 RS																							
1	1	3:16.787	1:03.641	1:27.302	45.844	162.9	3:16.787	2	1	2:49.654	48.740	1:16.621	44.293	229.3	7:03.763								
2	1	2:45.529	47.883	1:15.943	41.703	193.2	6:02.316	3	1	2:39.497	45.253	1:13.051	41.193	241.1	9:43.260								
3	1	2:40.752	45.656	1:13.912	41.184	227.8	8:43.068	4	1	3:10.983 B	44.635	1:26.867	59.481	242.2	12:54.243								
4	1	2:55.378 B	45.538	1:15.344	54.496	215.1	11:38.446	113 1. Maik BROERSEN BMW M3 DTC2															
5	1	3:54.673	1:57.163	1:14.699	42.811	227.4	15:33.119	1	1	3:48.156	1:23.237	1:31.251	53.668	131.9	3:48.156								
6	1	2:40.477	45.241	1:13.382	41.854	225.0	18:13.596																
7	1	2:39.452	45.274	1:12.749	41.429	241.1	20:53.048																
8	1	2:40.799	44.752	1:13.079	42.968	240.0	23:33.847																
9	1	3:04.000 B	46.916	1:19.131	57.953	233.3	26:37.847																



ACNN SPA EURO RACE QUALIFYING

Sector Analysis

Personal Best Session Best B Crossing the finish line in the pit lane

Lap	D	Time	Sector 1	Sector 2	Sector 3	T.Spd	Elapsed	Lap	D	Time	Sector 1	Sector 2	Sector 3	T.Spd	Elapsed
2	1	3:00.912	52.221	1:22.005	46.686	196.4	6:49.068	2	1	8:19.722	6:12.747	1:22.168	44.807	197.4	14:44.718
3	1	3:00.163	52.122	1:21.078	46.963	200.7	9:49.231	3	1	2:56.545	49.903	1:21.300	45.342	204.5	17:41.263
4	1	3:01.643	52.475	1:21.542	47.626	200.0	12:50.874	4	1	2:51.947	48.735	1:18.376	44.836	208.1	20:33.210
5	1	3:01.367	52.335	1:22.099	46.933	200.4	15:52.241	5	1	2:52.954	48.587	1:18.024	46.343	205.3	23:26.164
6	1	3:05.291	53.045	1:24.105	48.141	180.9	18:57.532	6	1	2:51.576	48.672	1:17.500	45.404	207.3	26:17.740
7	1	3:04.922	52.126	1:23.223	49.573	197.8	22:02.454	7	1	2:52.320	48.488	1:19.052	44.780	195.7	29:10.060
8	1	3:05.182	54.219	1:23.375	47.588	172.8	25:07.636	8	1	2:50.513	48.354	1:16.967	45.192	209.7	32:00.573
9	1	3:01.313	51.786	1:21.935	47.592	197.8	28:08.949								
10	1	3:08.127	55.630	1:24.135	48.362	192.5	31:17.076								

115		1. Floris DULLAART		Porsche GT3 DTC1			
1	1	5:10.646	3:04.446	1:23.693	42.507	174.8	5:10.646
2	1	2:35.563	42.274	1:12.927	40.362	258.4	7:46.209
3	1	2:42.335	44.894	1:14.316	43.125	237.9	10:28.544
4	1	2:33.570	42.703	1:11.337	39.530	254.1	13:02.114
5	1	2:34.517	42.367	1:12.394	39.756	252.9	15:36.631
6	1	2:34.559	42.673	1:12.041	39.845	240.0	18:11.190
7	1	2:31.171	41.942	1:10.859	38.370	251.7	20:42.361
8	1	2:50.755	42.850	1:14.953	52.952	247.1	23:33.116

126		1. Jos JANSEN		991 GT3 Cup RS			
1	1	5:40.782	3:32.638	1:14.697	53.447	200.0	5:40.782
2	1	2:33.623	42.284	1:12.313	39.026	240.5	8:14.405
3	1	2:34.960	43.458	1:12.062	39.440	251.2	10:49.365
4	1	2:34.392	41.786	1:12.474	40.132	230.3	13:23.757
5	1	2:49.110	42.059	1:11.595	55.456	263.4	16:12.867

128		1. Jos HARPER		BMW M3 DTC2			
1	1	3:55.713	1:26.942	1:31.543	57.228	152.8	3:55.713
2	1	3:08.733	54.884	1:25.498	48.351	199.3	7:04.446
3	1	3:15.492	57.087	1:28.772	49.633	184.0	10:19.938
4	1	3:18.607	54.879	1:31.958	51.770	191.8	13:38.545
5	1	3:10.370	53.708	1:27.588	49.074	186.9	16:48.915
6	1	3:12.116	54.863	1:28.710	48.543	181.2	20:01.031
7	1	3:12.889	54.146	1:26.695	52.048	185.9	23:13.920
8	1	3:08.277	53.186	1:25.137	49.954	196.0	26:22.197
9	1	3:09.162	54.436	1:25.680	49.046	176.5	29:31.359
10	1	3:09.768	54.225	1:26.740	48.803	180.0	32:41.127

145		1. Arnaud NEUMANN		BMW 120D DTC2			
1	1	3:53.393	1:26.100	1:31.316	55.977	155.2	3:53.393
2	1	3:19.359	57.243	1:29.713	52.403	177.3	7:12.752
3	1	3:34.258	58.204	1:30.481	1:05.573	176.2	10:47.010
4	1	4:31.310	2:03.609	1:32.599	55.102	164.6	15:18.320
5	1	3:24.722	58.666	1:32.531	53.525	171.2	18:43.042
6	1	3:17.221	58.275	1:28.006	50.940	175.3	22:00.263
7	1	3:16.852	57.712	1:28.219	50.921	173.9	25:17.115
8	1	3:17.390	57.799	1:27.104	52.487	175.0	28:34.505
9	1	3:30.457	57.808	1:34.294	58.355	180.0	32:04.962


176		1. Sijef JANSEN		BMW GTR DTC1			
1	1	6:24.996	3:48.943	1:33.800	1:02.253	167.2	6:24.996

227		1. Jacob VAN DEN OUTENA		BMW M3 DTC2			
1	1	4:12.370	1:40.946	1:36.663	54.761	148.1	4:12.370
2	1	3:00.246	51.837	1:22.668	45.741	195.7	7:12.616
3	1	2:56.167	49.668	1:21.971	44.528	194.9	10:08.783
4	1	2:54.653	49.355	1:20.523	44.775	216.4	13:03.436
5	1	2:53.314	49.572	1:19.583	44.159	213.0	15:56.750
6	1	2:59.783	49.012	1:22.680	48.091	189.1	18:56.533
7	1	2:54.025	48.478	1:20.819	44.728	211.8	21:50.558
8	1	2:52.439	49.200	1:18.894	44.345	204.5	24:42.997
9	1	2:53.014	48.397	1:19.612	45.005	224.1	27:36.011
10	1	2:55.229	49.426	1:21.427	44.376	195.3	30:31.240

259		1. Wessel SANDKUIJL		BMW M3 DTC2			
1	1	4:10.459	1:36.968	1:39.640	53.851	138.5	4:10.459
2	1	3:12.424	53.596	1:31.177	47.651	170.3	7:22.883
3	1	3:21.146	51.057	1:27.982	1:02.107	180.0	10:44.029
4	1	3:45.871	1:40.012	1:20.557	45.302	177.3	14:29.900
5	1	2:50.573	48.558	1:18.068	43.947	225.9	17:20.473
6	1	2:49.767	48.360	1:18.261	43.146	211.8	20:10.240
7	1	3:14.869	47.917	1:25.429	1:01.523	214.3	23:25.109
8	1	3:22.909	1:13.250	1:24.280	45.379	157.0	26:48.018
9	1	2:48.230	47.999	1:17.065	43.166	225.9	29:36.248
10	1	2:49.865	48.048	1:17.120	44.697	225.9	32:26.113

265		1. Gijs BARTELS		BMW Z3 DTC2			
1	1	3:40.039	1:21.928	1:29.725	48.386	132.4	3:40.039
2	1	2:58.888	52.352	1:19.985	46.551	198.5	6:38.927
3	1	2:59.212	52.053	1:20.584	46.575	199.3	9:38.139
4	1	2:59.012	51.855	1:21.072	46.085	197.1	12:37.151
5	1	2:58.046	51.540	1:20.646	45.860	199.3	15:35.197
6	1	3:18.987	51.840	1:19.935	1:07.212	194.9	18:54.184

270		1. Berry ARENSEN		Seat Leon DTC1			
1	1	3:56.756	1:34.403	1:30.185	52.168	163.6	3:56.756
2	1	3:03.810	50.829	1:26.559	46.422	186.9	7:00.566
3	1	2:58.583	49.248	1:22.962	46.373	182.7	9:59.149
4	1	2:56.587	48.781	1:21.702	46.104	187.8	12:55.736
5	1	2:57.666	49.709	1:21.819	46.138	192.2	15:53.402
6	1	3:01.246	50.841	1:23.072	47.333	178.8	18:54.648
7	1	2:57.777	49.213	1:22.821	45.743	189.5	21:52.425
8	1	2:57.156	49.436	1:22.019	45.701	176.2	24:49.581
9	1	2:55.371	48.952	1:21.055	45.364	186.5	27:44.952
10	1	2:55.986	49.769	1:20.297	45.920	197.1	30:40.938




ACNN
SPA EURO RACE
QUALIFYING

Sector Analysis

Personal Best Session Best Crossing the finish line in the pit lane

Lap	D	Time	Sector 1	Sector 2	Sector 3	T.Spd	Elapsed	Lap	D	Time	Sector 1	Sector 2	Sector 3	T.Spd	Elapsed
299 Porsche GT3 DTC1 1. Hielke OOSTEN 2. Pascal TEEKENS															
1	1	3:28.817	1:18.397	1:27.809	42.611	130.0	3:28.817	2	1	3:30.927	1:01.697	1:34.249	54.981	167.2	8:09.689
2	1	2:42.278	46.013	1:14.937	41.328	234.3	6:11.095	3	1	3:30.120	1:01.592	1:32.335	56.193	165.6	11:39.809
3	1	2:39.243	45.402	1:13.553	40.288	229.8	8:50.338	4	1	3:46.520 B	1:01.317	1:34.013	1:11.190	165.1	15:26.329
4	1	3:06.949 B	45.160	1:16.901	1:04.888	238.4	11:57.287	5	1	4:30.410	2:03.439	1:32.587	54.384	167.7	19:56.739
								6	1	3:26.070	1:00.114	1:33.233	52.723	165.4	23:22.809
								7	1	3:26.088	1:00.051	1:31.472	54.565	170.1	26:48.897
								8	1	3:26.240	1:00.931	1:31.002	54.307	166.7	30:15.137
305 BMW Compact DTC2 1. Charlotte VERKUIJLEN															
1	1	5:22.695	3:09.455	1:26.383	46.857	150.0	5:22.695								
2	1	2:54.239	48.645	1:19.114	46.480	225.0	8:16.934								
3	1	2:51.859	50.283	1:18.231	43.345	212.2	11:08.793								
4	1	3:04.153 B	47.380	1:17.802	58.971	233.8	14:12.946								
5	1	4:07.629	2:07.727	1:16.934	42.968	226.9	18:20.575								
6	1	2:47.145	47.343	1:15.858	43.944	230.3	21:07.720								
7	1	2:47.134	49.255	1:15.537	42.342	223.1	23:54.854								
8	1	2:47.564	49.603	1:15.102	42.859	225.5	26:42.418								
9	1	2:42.981	46.430	1:14.721	41.830	234.8	29:25.399								
10	1	2:47.076	46.921	1:17.581	42.574	218.6	32:12.475								
328 Vege Series DTC1 1. Marnix DE WIT															
1	1	5:25.171	3:08.140	1:25.636	51.395	159.1	5:25.171								
2	1	3:08.988	55.268	1:24.420	49.300	186.5	8:34.159								
3	1	3:12.641	57.096	1:25.578	49.967	181.8	11:46.800								
4	1	3:07.427	54.741	1:23.715	48.971	188.2	14:54.227								
5	1	3:06.155	55.196	1:22.844	48.115	185.9	18:00.382								
6	1	3:04.915	54.245	1:22.275	48.395	188.8	21:05.297								
900 944 1. Marc OOSTRUM															
1	1	4:19.338	1:47.727	1:37.034	54.577	145.6	4:19.338								
2	1	3:14.882	58.004	1:26.204	50.674	175.6	7:34.220								
3	1	3:12.877	56.601	1:25.959	50.317	177.6	10:47.097								
4	1	3:17.606	58.043	1:27.557	52.006	170.3	14:04.703								
5	1	3:12.647	56.570	1:25.287	50.790	179.7	17:17.350								
6	1	3:12.100	57.070	1:24.693	50.337	178.2	20:29.450								
7	1	3:31.063	59.093	1:32.738	59.232	160.7	24:00.513								
8	1	3:28.852	1:00.556	1:35.484	52.812	145.6	27:29.365								
9	1	3:11.785	56.819	1:24.957	50.009	177.9	30:41.150								
902 944 1. Edwin KLOOSTER															
1	1	4:56.117	2:34.960	1:30.000	51.157	152.8	4:56.117								
2	1	3:14.077	58.250	1:26.049	49.778	178.8	8:10.194								
3	1	3:13.805	57.140	1:26.121	50.544	179.1	11:23.999								
4	1	3:11.458	57.283	1:24.480	49.695	179.7	14:35.457								
5	1	3:13.674	56.859	1:25.293	51.522	181.8	17:49.131								
6	1	3:11.407	57.627	1:24.393	49.387	182.1	21:00.538								
7	1	3:13.742	57.898	1:26.278	49.566	180.3	24:14.280								
8	1	3:11.958	56.926	1:24.912	50.120	182.4	27:26.238								
9	1	3:12.740	57.177	1:25.996	49.567	172.5	30:38.978								
904 944 1. Sander BAKKER															
1	1	4:38.762	2:02.292	1:38.866	57.604	117.6	4:38.762								
907 CAYMAN GT 1. Sebastiaan D'ANJOU															
1	1	4:21.822	2:00.953	1:32.030	48.839	132.2	4:21.822								
2	1	3:02.879	53.208	1:22.945	46.726	196.0	7:24.701								
3	1	3:00.783	50.015	1:23.716	47.052	178.8	10:25.484								
4	1	3:05.740	51.073	1:25.877	48.790	185.9	13:31.224								
5	1	3:00.673	51.113	1:22.189	47.371	189.1	16:31.897								
6	1	3:01.427	50.039	1:24.342	47.046	196.4	19:33.324								
7	1	3:01.056	50.019	1:24.994	46.043	188.8	22:34.380								
8	1	2:59.963	50.610	1:23.049	46.304	198.5	25:34.343								
9	1	3:01.006	50.221	1:23.113	47.672	188.5	28:35.349								
10	1	3:04.075	51.979	1:22.329	49.767	191.8	31:39.424								
908 944 Cup 944 1. Ruben NOOIJ															
1	1	4:32.929	2:13.398	1:28.101	51.430	143.8	4:32.929								
2	1	3:11.561	55.824	1:25.235	50.502	185.2	7:44.490								
3	1	3:08.970	54.957	1:24.436	49.577	189.1	10:53.460								
4	1	3:09.663	54.883	1:25.408	49.372	189.8	14:03.123								
5	1	3:07.994	54.812	1:24.537	48.645	189.1	17:11.117								
6	1	3:06.828	54.214	1:24.507	48.107	191.8	20:17.945								
7	1	3:07.290	54.247	1:24.356	48.687	189.8	23:25.235								
8	1	3:27.465 B	57.166	1:22.972	1:07.327	189.5	26:52.700								
9	1	4:17.798	1:47.712	1:33.047	57.039	141.5	31:10.498								
909 997 GT3 Cup RS 1. Henrik HOFFNER															
1	1	2:57.462	50.425	1:22.182	44.855	158.8	2:57.462								
2	1	2:44.406	46.608	1:15.358	42.440	220.0	5:41.868								
3	1	2:35.773	42.990	1:12.496	40.287	252.3	8:17.641								
4	1	2:47.857	45.808	1:15.150	46.899	241.1	11:05.498								
5	1	2:45.844	47.025	1:18.272	40.547	211.8	13:51.342								
6	1	2:54.600 B	43.699	1:13.763	57.138	242.7	16:45.942								
910 911 RSR RS 1. Andreas PAASSEN															
1	1	4:39.806	2:05.775	1:37.699	56.332	139.2	4:39.806								
2	1	2:57.991	49.624	1:21.316	47.051	201.5	7:37.797								
3	1	2:57.454	50.419	1:21.515	45.520	201.5	10:35.251								
4	1	2:56.832	49.578	1:21.863	45.391	187.5	13:32.083								
5	1	2:58.161	51.172	1:21.725	45.264	195.7	16:30.244								
6	1	2:54.647	49.501	1:20.685	44.461	206.1	19:24.891								
7	1	2:53.759	48.959	1:20.049	44.751	200.4	22:18.650								
8	1	2:55.816	49.848	1:20.623	45.345	208.5	25:14.466								
9	1	2:56.250	50.233	1:21.269	44.748	186.2	28:10.716								
10	1	2:54.912	49.997	1:19.551	45.364	205.7	31:05.628								
911 996 GT3 Cup RS 1. Hans VAN SPRONSEN															




ACNN
SPA EURO RACE
QUALIFYING

Sector Analysis

■ Personal Best ■ Session Best B Crossing the finish line in the pit lane

Lap	D	Time	Sector 1	Sector 2	Sector 3	T.Spd	Elapsed	Lap	D	Time	Sector 1	Sector 2	Sector 3	T.Spd	Elapsed
7	1	2:53.595	49.257	1:19.472	44.866	208.1	21:43.062	8	1	2:58.015	50.761	1:21.413	45.841	194.2	24:41.077
9	1	2:54.505	49.477	1:19.665	45.363	217.3	27:35.582	10	1	2:54.981	48.996	1:20.854	45.131	208.1	30:30.563
944 1. Pascal VAN DER TOORN \															
1	1	4:59.244	2:35.706	1:30.883	52.655	147.3	4:59.244	2	1	3:17.706	58.414	1:27.612	51.680	168.0	8:16.950
3	1	3:19.657	57.820	1:29.087	52.750	173.9	11:36.607	4	1	3:16.505	57.362	1:27.749	51.394	173.9	14:53.112
5	1	3:17.975	58.291	1:27.223	52.461	171.4	18:11.087	6	1	3:16.722	57.729	1:27.022	51.971	174.2	21:27.809
7	1	3:14.548	57.885	1:25.971	50.692	169.8	24:42.357	8	1	3:12.943	56.611	1:25.508	50.824	167.4	27:55.300
9	1	3:14.444	57.251	1:25.605	51.588	178.2	31:09.744								
944 1. Wilbert GROENEWOLD Boxster BOXSTER															
1	1	4:35.466	2:18.883	1:27.185	49.398	127.2	4:35.466	2	1	3:06.427	54.474	1:23.505	48.448	194.9	7:41.893
3	1	3:06.249	54.818	1:22.256	49.175	195.3	10:48.142	4	1	3:05.935	54.988	1:22.357	48.590	193.9	13:54.077
5	1	3:04.472	53.512	1:22.754	48.206	185.9	16:58.549	6	1	3:04.031	53.362	1:22.289	48.380	196.4	20:02.580
7	1	3:09.890	55.566	1:24.797	49.527	175.3	23:12.470	8	1	3:03.649	53.699	1:22.155	47.795	195.3	26:16.119
9	1	3:04.493	54.416	1:21.706	48.371	193.9	29:20.612	10	1	3:04.113	53.808	1:22.430	47.875	197.1	32:24.725
944 3.0 GT															
918 1. Marco BRAAKMAN															
1	1	4:48.989	2:34.617	1:26.390	47.982	165.4	4:48.989	2	1	3:04.673	53.694	1:22.731	48.248	181.5	7:53.662
3	1	3:03.713	52.972	1:23.467	47.274	194.6	10:57.375	4	1	3:07.558	53.091	1:27.630	46.837	202.6	14:04.933
5	1	3:00.736	52.217	1:22.244	46.275	187.8	17:05.669	6	1	2:58.185	51.815	1:20.050	46.320	198.2	20:03.854
7	1	3:04.300	53.773	1:22.706	47.821	175.6	23:08.154	8	1	3:02.243	52.975	1:21.259	48.009	203.4	26:10.397
9	1	3:08.082	52.363	1:28.338	47.381	201.5	29:18.479	10	1	3:01.908	51.951	1:22.807	47.150	184.9	32:20.387
918 3.0 GT															
919 1. Sander ROEST															
1	1	4:25.438	2:07.981	1:29.920	47.537	146.1	4:25.438	2	1	3:01.937	53.178	1:21.979	46.780	188.2	7:27.375
3	1	3:01.200	52.114	1:20.954	48.132	198.9	10:28.575	4	1	3:00.399	51.707	1:21.974	46.718	202.2	13:28.974
5	1	2:57.471	50.896	1:20.863	45.712	203.4	16:26.445	6	1	2:56.302	51.577	1:18.510	46.215	200.0	19:22.747
7	1	2:59.745	51.171	1:22.856	45.718	190.8	22:22.492	8	1	3:00.686	51.228	1:20.783	48.675	203.4	25:23.178
9	1	3:15.519 B	51.245	1:22.495	1:01.779	196.7	28:38.697								
919 3.0 GT															
926 1. Ronald VAN VLIET															
1	1	4:14.932	2:00.013	1:26.550	48.369	150.4	4:14.932	2	1	2:55.928	49.663	1:20.829	45.436	203.8	7:10.860
3	1	2:55.285	50.255	1:19.986	45.044	206.1	10:06.145	4	1	2:53.816	49.187	1:19.581	45.048	216.9	12:59.961
5	1	2:54.744	49.753	1:19.914	45.077	210.1	15:54.705	6	1	2:54.762	49.749	1:19.824	45.189	204.2	18:49.467
926 3.0 GT															
952 1. Albert JONKMAN															
1	1	4:25.044	2:04.195	1:31.302	49.547	134.0	4:25.044	2	1	3:07.025	52.979	1:26.017	48.029	187.8	7:32.069
3	1	3:05.267	52.554	1:24.757	47.956	192.5	10:37.336	4	1	3:06.327	51.990	1:26.709	47.628	184.3	13:43.663
5	1	3:04.092	51.829	1:25.157	47.106	182.1	16:47.755	6	1	3:05.690	52.114	1:25.056	48.520	189.1	19:53.445
7	1	3:01.978	51.825	1:23.328	46.825	198.5	22:55.423	8	1	3:16.493 B	51.439	1:23.319	1:01.735	200.7	26:11.916
9	1	4:12.337	2:01.683	1:24.125	46.529	191.5	30:24.253								
952 3.0 GT															
957 1. Niek-Jan STEEHOUWER															
1	1	4:34.084	1:59.933	1:38.339	55.812	130.3	4:34.084	2	1	3:27.516	50.387	1:38.583	58.546	215.1	8:01.600
3	1	2:59.265	50.602	1:22.177	46.486	215.6	11:00.865	4	1	2:56.873	49.900	1:21.762	45.211	193.5	13:57.738
5	1	2:54.646	49.737	1:19.789	45.120	188.2	16:52.384	6	1	3:17.625 B	53.417	1:25.691	58.517	180.0	20:10.009
7	1	4:29.990	2:16.557	1:27.040	46.393	156.1	24:39.999	8	1	2:53.947	49.016	1:19.523	45.408	218.6	27:33.946
9	1	2:53.242	49.191	1:19.371	44.680	214.7	30:27.188								
957 3.0 GT															
961 Snel Motorsport 1. Edwin VAN WIJNGAARDE															
1	1	5:13.393	2:59.979	1:28.870	44.544	161.2	5:13.393	2	1	2:47.303	46.394	1:18.411	42.498	226.9	8:00.696
3	1	2:43.347	45.403	1:15.105	42.839	219.1	10:44.043	4	1	2:42.135	45.243	1:15.284	41.608	242.7	13:26.178
5	1	2:42.180	44.512	1:14.574	43.094	234.8	16:08.358	6	1	2:56.744 B	47.786	1:14.210	54.748	224.1	19:05.102
7	1	4:00.909	2:00.367	1:17.126	43.416	220.0	23:06.011	8	1	2:42.729	46.079	1:15.583	41.067	240.5	25:48.740
9	1	2:43.818	44.510	1:15.735	43.573	223.1	28:32.558	10	1	2:42.351	44.868	1:15.064	42.419	234.8	31:14.909
961 3.0 GT															
963 1. Pijke TER BURG															
1	1	4:27.776	2:08.988	1:29.295	49.493	146.5	4:27.776								
963 3.0 GT															




ACNN SPA EURO RACE QUALIFYING

Sector Analysis

■ Personal Best
 ■ Session Best
 ■ Crossing the finish line in the pit lane

Lap	D	Time	Sector 1	Sector 2	Sector 3	T.Spd	Elapsed	Lap	D	Time	Sector 1	Sector 2	Sector 3	T.Spd	Elapsed
968 1. Patrick VD BERG															
1	1	4:51.163	2:31.061	1:28.027	52.075	161.2	4:51.163	1	1	4:20.858	1:49.840	1:35.700	55.318	153.8	4:20.858
2	1	3:11.498	56.450	1:24.794	50.254	183.7	8:02.661	2	1	3:17.028	57.348	1:29.135	50.545	185.9	7:37.886
3	1	3:10.749	56.771	1:24.906	49.072	183.1	11:13.410	3	1	3:11.847	55.237	1:26.643	49.967	193.5	10:49.733
4	1	3:20.104	56.326	1:28.534	55.244	187.5	14:33.514	4	1	3:11.583	54.992	1:26.393	50.198	193.5	14:01.316
5	1	3:16.173	56.750	1:25.406	54.017	182.1	17:49.687	5	1	3:12.236	55.127	1:27.917	49.192	191.2	17:13.552
6	1	3:10.184	56.285	1:24.780	49.119	186.2	20:59.871	6	1	3:10.715	54.284	1:27.143	49.288	193.2	20:24.267
7	1	3:17.925	59.772	1:28.379	49.774	172.5	24:17.796	7	1	3:08.453	53.900	1:25.592	48.961	194.2	23:32.720
8	1	3:08.820	55.780	1:24.294	48.746	186.9	27:26.616	8	1	3:24.657 B	54.049	1:25.690	1:04.918	195.7	26:57.377
9	1	3:10.933	56.553	1:25.259	49.121	181.8	30:37.549	9	1	4:10.807	1:53.753	1:26.464	50.590	191.2	31:08.184
974 1. Patrick VD BERG															
1	1	4:51.163	2:31.061	1:28.027	52.075	161.2	4:51.163	1	1	4:20.858	1:49.840	1:35.700	55.318	153.8	4:20.858
2	1	3:11.498	56.450	1:24.794	50.254	183.7	8:02.661	2	1	3:17.028	57.348	1:29.135	50.545	185.9	7:37.886
3	1	3:10.749	56.771	1:24.906	49.072	183.1	11:13.410	3	1	3:11.847	55.237	1:26.643	49.967	193.5	10:49.733
4	1	3:20.104	56.326	1:28.534	55.244	187.5	14:33.514	4	1	3:11.583	54.992	1:26.393	50.198	193.5	14:01.316
5	1	3:16.173	56.750	1:25.406	54.017	182.1	17:49.687	5	1	3:12.236	55.127	1:27.917	49.192	191.2	17:13.552
6	1	3:10.184	56.285	1:24.780	49.119	186.2	20:59.871	6	1	3:10.715	54.284	1:27.143	49.288	193.2	20:24.267
7	1	3:17.925	59.772	1:28.379	49.774	172.5	24:17.796	7	1	3:08.453	53.900	1:25.592	48.961	194.2	23:32.720
8	1	3:08.820	55.780	1:24.294	48.746	186.9	27:26.616	8	1	3:24.657 B	54.049	1:25.690	1:04.918	195.7	26:57.377
9	1	3:10.933	56.553	1:25.259	49.121	181.8	30:37.549	9	1	4:10.807	1:53.753	1:26.464	50.590	191.2	31:08.184
968 1. Patrick VD BERG															
1	1	4:51.163	2:31.061	1:28.027	52.075	161.2	4:51.163	1	1	4:20.858	1:49.840	1:35.700	55.318	153.8	4:20.858
2	1	3:11.498	56.450	1:24.794	50.254	183.7	8:02.661	2	1	3:17.028	57.348	1:29.135	50.545	185.9	7:37.886
3	1	3:10.749	56.771	1:24.906	49.072	183.1	11:13.410	3	1	3:11.847	55.237	1:26.643	49.967	193.5	10:49.733
4	1	3:20.104	56.326	1:28.534	55.244	187.5	14:33.514	4	1	3:11.583	54.992	1:26.393	50.198	193.5	14:01.316
5	1	3:16.173	56.750	1:25.406	54.017	182.1	17:49.687	5	1	3:12.236	55.127	1:27.917	49.192	191.2	17:13.552
6	1	3:10.184	56.285	1:24.780	49.119	186.2	20:59.871	6	1	3:10.715	54.284	1:27.143	49.288	193.2	20:24.267
7	1	3:17.925	59.772	1:28.379	49.774	172.5	24:17.796	7	1	3:08.453	53.900	1:25.592	48.961	194.2	23:32.720
8	1	3:08.820	55.780	1:24.294	48.746	186.9	27:26.616	8	1	3:24.657 B	54.049	1:25.690	1:04.918	195.7	26:57.377
9	1	3:10.933	56.553	1:25.259	49.121	181.8	30:37.549	9	1	4:10.807	1:53.753	1:26.464	50.590	191.2	31:08.184
976 Snel Motorsport 1. Christiaan VERHOOG															
1	1	5:12.686	3:03.681	1:22.326	46.679	152.5	5:12.686	1	1	4:20.858	1:49.840	1:35.700	55.318	153.8	4:20.858
2	1	2:49.371	47.262	1:18.770	43.339	194.6	8:02.057	2	1	3:17.028	57.348	1:29.135	50.545	185.9	7:37.886
3	1	2:48.008	47.110	1:16.446	44.452	219.5	10:50.065	3	1	3:40.856 B	58.795	1:31.763	1:10.298	173.4	11:55.841
4	1	2:46.310	46.655	1:16.192	43.463	224.5	13:36.375	4	1	4:08.500	1:43.084	1:31.040	54.376	180.9	16:04.341
5	1	2:51.818	47.881	1:19.629	44.308	213.4	16:28.193	5	1	3:20.498	58.739	1:28.729	53.030	184.0	19:24.839
6	1	2:45.864	47.547	1:15.684	42.633	219.5	19:14.057	6	1	3:16.370	56.373	1:29.321	50.676	183.1	22:41.209
7	1	2:43.463	46.157	1:15.323	41.983	234.3	21:57.520	7	1	3:13.264	55.300	1:27.760	50.204	182.1	25:54.473
8	1	3:11.393 B	56.036	1:20.078	55.279	144.6	25:08.913	8	1	3:13.411	55.548	1:27.914	49.949	174.5	29:07.884
9	1	3:11.393 B	56.036	1:20.078	55.279	144.6	25:08.913	9	1	3:25.939	1:00.476	1:32.641	52.822	168.2	32:33.823
991 GT3 Cup															
1	1	2:58.228	53.731	1:20.406	44.091	182.4	2:58.228	1	1	4:20.858	1:49.840	1:35.700	55.318	153.8	4:20.858
2	1	2:44.552	46.289	1:16.368	41.895	206.5	5:42.780	2	1	2:57.616	50.262	1:20.644	46.710	189.5	7:13.887
3	1	2:37.892	43.752	1:13.699	40.441	234.3	8:20.672	3	1	2:58.575	49.254	1:21.998	47.323	191.2	10:12.462
4	1	2:45.111	46.407	1:15.894	42.810	228.8	11:05.783	4	1	2:53.957	48.929	1:19.483	45.545	201.1	13:06.419
5	1	2:45.106	45.212	1:17.388	42.506	187.5	13:50.889	5	1	3:00.144	50.095	1:24.290	45.759	196.7	16:06.563
6	1	2:41.383	44.121	1:14.941	42.321	230.3	16:32.272	6	1	2:55.043	49.754	1:19.931	45.358	194.6	19:01.606
7	1	2:53.525 B	45.386	1:14.078	54.061	226.4	19:25.797	7	1	2:54.617	49.464	1:19.409	45.744	206.1	21:56.223
8	1	8:51.413	6:46.658	1:20.544	44.211	206.9	28:17.210	8	1	3:06.871	58.245	1:22.303	46.323	147.5	25:03.094
9	1	3:05.019 B	44.930	1:24.473	55.616	204.5	31:22.229	9	1	2:53.778	49.484	1:19.459	44.835	199.6	27:56.872
10	1	3:05.019 B	44.930	1:24.473	55.616	204.5	31:22.229	10	1	2:56.069	49.677	1:21.024	45.368	187.2	30:52.941
976 Snel Motorsport 1. Christiaan VERHOOG															
1	1	5:12.686	3:03.681	1:22.326	46.679	152.5	5:12.686	1	1	4:20.858	1:49.840	1:35.700	55.318	153.8	4:20.858
2	1	2:49.371	47.262	1:18.770	43.339	194.6	8:02.057	2	1	3:17.028	57.348	1:29.135	50.545	185.9	7:37.886
3	1	2:48.008	47.110	1:16.446	44.452	219.5	10:50.065	3	1	3:40.856 B	58.795	1:31.763	1:10.298	173.4	11:55.841
4	1	2:46.310	46.655	1:16.192	43.463	224.5	13:36.375	4	1	4:08.500	1:43.084	1:31.040	54.376	180.9	16:04.341
5	1	2:51.818	47.881	1:19.629	44.308	213.4	16:28.193	5	1	3:20.498	58.739	1:28.729	53.030	184.0	19:24.839
6	1	2:45.864	47.547	1:15.684	42.633	219.5	19:14.057	6	1	3:16.370	56.373	1:29.321	50.676	183.1	22:41.209
7	1	2:43.463	46.157	1:15.323	41.983	234.3	21:57.520	7	1	3:13.264	55.300	1:27.760	50.204	182.1	25:54.473
8	1	3:11.393 B	56.036	1:20.078	55.279	144.6	25:08.913	8	1	3:13.411	55.548	1:27.914	49.949	174.5	29:07.884
9	1	3:11.393 B	56.036	1:20.078	55.279	144.6	25:08.913	9	1	3:25.939	1:00.476	1:32.641	52.822	168.2	32:33.823
991 GT3 Cup															
1	1	2:58.228	53.731	1:20.406	44.091	182.4	2:58.228	1	1	4:20.858	1:49.840	1:35.700	55.318	153.8	4:20.858
2	1	2:44.552	46.289	1:16.368	41.895	206.5	5:42.780	2	1	2:57.616	50.262	1:20.644	46.710	189.5	7:13.887
3	1	2:37.892	43.752	1:13.699	40.441	234.3	8:20.672	3	1	2:58.575	49.254	1:21.998	47.323	191.2	10:12.462
4	1	2:45.111	46.407	1:15.894	42.810	228.8	11:05.783	4	1	2:53.957	48.929	1:19.483	45.545	201.1	13:06.419
5	1	2:45.106	45.212	1:17.388	42.506	187.5	13:50.889	5	1	3:00.144	50.095	1:24.290	45.759	196.7	16:06.563
6	1	2:41.383	44.121	1:14.941	42.321	230.3	16:32.272	6	1	2:55.043	49.754	1:19.931	45.358	194.6	19:01.606
7	1	2:53.525 B	45.386	1:14.078	54.061	226.4	19:25.797	7	1	2:54.617	49.464	1:19.409	45.744	206.1	21:56.223
8	1	8:51.413	6:46.658	1:20.544	44.211	206.9	28:17.2								



ACNN SPA EURO RACE QUALIFYING

Sector Analysis

■ Personal Best ■ Session Best B Crossing the finish line in the pit lane

Lap	D	Time	Sector 1	Sector 2	Sector 3	T.Spd	Elapsed	Lap	D	Time	Sector 1	Sector 2	Sector 3	T.Spd	Elapsed
5	1	2:56.531	49.899	1:21.553	45.079	198.9	17:13.841	1	1	4:08.027	1:59.162	1:21.852	47.013	180.6	4:08.027
6	1	2:52.513	47.528	1:20.887	44.098	209.7	20:06.354	2	1	2:59.877 B	46.421	1:18.700	54.756	228.8	7:07.904
7	1	2:59.034	49.394	1:23.185	46.455	177.6	23:05.388	3	1	4:55.845	2:53.416	1:18.099	44.330	217.3	12:03.749
8	1	2:54.718	48.160	1:21.325	45.233	217.3	26:00.106	4	1	2:46.306	46.036	1:17.250	43.020	235.3	14:50.055
9	1	2:53.529	48.821	1:20.598	44.110	211.4	28:53.635	5	1	2:45.545	45.652	1:17.002	42.891	228.3	17:35.600
10	1	2:56.790	47.529	1:21.499	47.762	225.9	31:50.425	6	1	2:45.767	46.088	1:16.217	43.462	239.5	20:21.367
991 1.Jan Mark SCHULZ 996 GT3 Cup RS								7 1 2:59.817 B 45.531 1:21.971 52.315 241.1 23:21.184							
1 1 4:40.639 2:15.655 1:28.525 56.459 139.5 4:40.639								8 1 4:50.513 2:46.003 1:19.496 45.014 225.5 28:11.697							
2 1 2:56.734 49.907 1:21.291 45.536 188.5 7:37.373								9 1 2:54.288 49.409 1:19.676 45.203 204.2 31:05.985							
3 1 2:52.483 47.071 1:18.377 47.035 216.0 10:29.856															
4 1 2:52.537 47.198 1:20.741 44.598 200.7 13:22.393															
5 1 2:45.322 45.456 1:17.012 42.854 226.9 16:07.715															
6 1 3:02.854 B 50.380 1:18.624 53.850 213.0 19:10.569															
7 1 4:16.722 2:16.051 1:17.534 43.137 214.7 23:27.291															
8 1 3:01.734 46.848 1:16.826 58.060 219.5 26:29.025															
9 1 2:46.822 46.771 1:17.364 42.687 218.6 29:15.847															
10 1 2:48.727 48.034 1:18.234 42.459 220.4 32:04.574															

Lap	D	Time	Sector 1	Sector 2	Sector 3	T.Spd	Elapsed
1	1	4:40.639	2:15.655	1:28.525	56.459	139.5	4:40.639
2	1	2:56.734	49.907	1:21.291	45.536	188.5	7:37.373
3	1	2:52.483	47.071	1:18.377	47.035	216.0	10:29.856
4	1	2:52.537	47.198	1:20.741	44.598	200.7	13:22.393
5	1	2:45.322	45.456	1:17.012	42.854	226.9	16:07.715
6	1	3:02.854 B	50.380	1:18.624	53.850	213.0	19:10.569
7	1	4:16.722	2:16.051	1:17.534	43.137	214.7	23:27.291
8	1	3:01.734	46.848	1:16.826	58.060	219.5	26:29.025
9	1	2:46.822	46.771	1:17.364	42.687	218.6	29:15.847
10	1	2:48.727	48.034	1:18.234	42.459	220.4	32:04.574

Lap	D	Time	Sector 1	Sector 2	Sector 3	T.Spd	Elapsed
992 1.Rudy SLUITER Cayman GT							
1	1	4:19.904	2:00.380	1:29.045	50.479	146.5	4:19.904
2	1	3:00.506	51.129	1:22.532	46.845	197.1	7:20.410
3	1	3:03.958	51.054	1:25.860	47.044	200.4	10:24.368
4	1	3:03.793	51.580	1:24.744	47.469	196.0	13:28.161
5	1	3:21.671 B	50.520	1:24.935	1:06.216	194.2	16:49.832
6	1	11:27.451	9:14.164	1:25.794	47.493	187.8	28:17.283
7	1	3:03.723	51.408	1:24.579	47.736	198.9	31:21.006

Lap	D	Time	Sector 1	Sector 2	Sector 3	T.Spd	Elapsed
995 1.Boo GIELEN 944 S2 GT 2.Rob SMULDERS							
1	1	3:45.143	1:18.169	1:35.689	51.285	124.4	3:45.143
2	1	3:10.888	55.343	1:26.074	49.471	168.0	6:56.031
3	1	3:04.303	52.954	1:23.277	48.072	181.2	10:00.334
4	1	3:01.890	52.387	1:22.170	47.333	186.2	13:02.224
5	1	3:02.629	52.010	1:23.387	47.232	188.5	16:04.853
6	1	3:01.981	51.939	1:22.616	47.426	184.6	19:06.834
7	1	2:59.828	51.669	1:21.231	46.928	201.9	22:06.662
8	1	3:02.712	51.775	1:24.130	46.807	191.8	25:09.374
9	1	3:00.120	51.567	1:20.712	47.841	200.7	28:09.494
10	1	3:00.331	51.883	1:20.849	47.599	190.1	31:09.825

Lap	D	Time	Sector 1	Sector 2	Sector 3	T.Spd	Elapsed
996 1.Johan VAN PEPERZEEL 996 GT3 Cup RS 2.Paul GEERIS							
1	1	3:41.707	1:17.603	1:34.687	49.417	119.5	3:41.707
2	1	2:53.904	47.738	1:21.026	45.140	221.8	6:35.611
3	1	2:51.831	49.076	1:19.542	43.213	216.9	9:27.442
4	1	2:48.286	46.676	1:18.698	42.912	232.3	12:15.728
5	1	2:45.787	45.870	1:17.069	42.848	240.0	15:01.515
6	1	3:04.393 B	47.007	1:19.881	57.505	228.8	18:05.908
7	1	7:06.030	5:04.288	1:18.342	43.400	227.8	25:11.938
8	1	2:47.432	47.047	1:16.725	43.660	224.5	27:59.370
9	1	2:55.544	50.197	1:19.437	45.910	210.5	30:54.914

Lap	D	Time	Sector 1	Sector 2	Sector 3	T.Spd	Elapsed
997 1.Jurgen ALBERT 991 GT3 Cup RS							