





# SPA EURO RACE 2014

CLIO CUP FRANCE

Results Booklet





**CLIO CUP FRANCE**  
SPA EURO RACE 2014  
COLLECTIVE TESTS 1

Classification


Nr.	Driver	Nat	Team	Car	Time	Lap	Total	Gap	Avg.Kph	
1	7 Nicolas MILAN	FRA	MILAN COMPÉTITION	GL	<b>2:48.113</b>	7	9	-	-	<b>150.0</b>
2	64 Eric TREMOULET	FRA	VICTEAM	GL	<b>2:48.894</b>	9	10	+0.781	+0.781	<b>149.3</b>
3	3 Benoît CASTAGNE	FRA	RAIWOIT MONDOLO RACING	GL	<b>2:49.079</b>	8	10	+0.966	+0.185	<b>149.1</b>
4	4 Xavier FOUINEAU	FRA	MILAN COMPÉTITION	GL	<b>2:49.783</b>	5	10	+1.670	+0.704	<b>148.5</b>
5	34 Clément MATEU	FRA	MOTORSPORT DÉVELOPPEMENT	R	<b>2:50.003</b>	5	8	+1.890	+0.220	<b>148.3</b>
6	95 Olivier JOUFFRET	FRA	VICTEAM	R	<b>2:50.593</b>	8	10	+2.480	+0.590	<b>147.8</b>
7	5 Jean-Philippe LAMIC	FRA	VICTEAM	GL	<b>2:50.664</b>	4	10	+2.551	+0.071	<b>147.7</b>
8	14 Julien NEVEU	FRA	AUTOSPORT GP	GL	<b>2:50.862</b>	9	10	+2.749	+0.198	<b>147.6</b>
9	41 Peter SCHARMACH	NZL	TEAM SESTERHEIN	GL	<b>2:50.917</b>	10	10	+2.804	+0.055	<b>147.5</b>
10	9 Antoine BOULAY	FRA	AUTOSPORT GP	GTL	<b>2:50.936</b>	7	10	+2.823	+0.019	<b>147.5</b>
11	25 Jean-Philippe LIGIER	FRA	VICTEAM	R	<b>2:51.358</b>	4	10	+3.245	+0.422	<b>147.1</b>
12	23 Denis GIBAUD	FRA	MILAN COMPÉTITION	GTL	<b>2:52.030</b>	5	10	+3.917	+0.672	<b>146.6</b>
13	69 Jérémy CURTY	FRA	CARMINE	R	<b>2:52.110</b>	6	8	+3.997	+0.080	<b>146.5</b>
14	1 Pascal ARELLANO	FRA	T2CM	R	<b>2:52.485</b>	10	11	+4.372	+0.375	<b>146.2</b>
15	33 Denis BERNARDI	FRA	SPORTECH RACING	R	<b>2:52.559</b>	8	10	+4.446	+0.074	<b>146.1</b>
16	99 Jean-Laurent NAVARRO	FRA	MOTORSPORT DÉVELOPPEMENT	R	<b>2:53.999</b>	4	9	+5.886	+1.440	<b>144.9</b>
17	6 Jacques FABREGAT	FRA	MILAN COMPÉTITION	GTL	<b>2:54.222</b>	9	10	+6.109	+0.223	<b>144.7</b>
18	12 Emmanuel RAFFIN	FRA	AUTOSPORT GP	GTL	<b>2:54.779</b>	9	10	+6.666	+0.557	<b>144.3</b>
19	8 Sami LUKA	BEL	MILAN COMPÉTITION	GL	<b>2:55.051</b>	2	2	+6.938	+0.272	<b>144.0</b>
20	44 Veenuh SHUNKER	FRA	CVS AUTO BY T2CM	R	<b>2:55.989</b>	8	9	+7.876	+0.938	<b>143.3</b>
21	65 Patrick PERRIN	FRA	CARMINE	GTL	<b>2:57.499</b>	6	7	+9.386	+1.510	<b>142.1</b>
22	21 Franck TRAYNARD	FRA	AUTOSPORT GP	GTL	<b>3:03.349</b>	10	10	+15.236	+5.850	<b>137.5</b>

**Fastest Lap** Lap 7 Nicolas MILAN **2:48.113** 150.0 Kph

Published at: .....

Track Status: **DRY**

Race Director:	Timekeeper:
----------------	-------------



**CLIO CUP FRANCE**  
**SPA EURO RACE 2014**  
**COLLECTIVE TESTS 1**

Classification by Class

Nr.	Driver	Nat	Team	Car	Time	Lap	Total	Gap	Kph
<b>GL</b>									
1	7 Nicolas MILAN	FRA	MILAN COMPÉTITION		<b>2:48.113</b>	7	9		<b>150.0</b>
2	64 Eric TREMOULET	FRA	VICTEAM		<b>2:48.894</b>	9	10	+0.781 +0.781	<b>149.3</b>
3	3 Benoît CASTAGNE	FRA	RAIWOIT MONDOLO RACING		<b>2:49.079</b>	8	10	+0.966 +0.185	<b>149.1</b>
4	4 Xavier FOUINEAU	FRA	MILAN COMPÉTITION		<b>2:49.783</b>	5	10	+1.670 +0.704	<b>148.5</b>
5	5 Jean-Philippe LAMIC	FRA	VICTEAM		<b>2:50.664</b>	4	10	+2.551 +0.881	<b>147.7</b>
6	14 Julien NEVEU	FRA	AUTOSPORT GP		<b>2:50.862</b>	9	10	+2.749 +0.198	<b>147.6</b>
7	41 Peter SCHARMACH	NZL	TEAM SESTERHEIN		<b>2:50.917</b>	10	10	+2.804 +0.055	<b>147.5</b>
8	8 Sami LUKA	BEL	MILAN COMPÉTITION		<b>2:55.051</b>	2	2	+6.938 +4.134	<b>144.0</b>
<b>CTL</b>									
1	9 Antoine BOULAY	FRA	AUTOSPORT GP		<b>2:50.936</b>	7	10		<b>147.5</b>
2	23 Denis GIBAUD	FRA	MILAN COMPETITION		<b>2:52.030</b>	5	10	+1.094 +1.094	<b>146.6</b>
3	6 Jacques FABREGAT	FRA	MILAN COMPÉTITION		<b>2:54.222</b>	9	10	+3.286 +2.192	<b>144.7</b>
4	12 Emmanuel RAFFIN	FRA	AUTOSPORT GP		<b>2:54.779</b>	9	10	+3.843 +0.557	<b>144.3</b>
5	65 Patrick PERRIN	FRA	CARMINE		<b>2:57.499</b>	6	7	+6.563 +2.720	<b>142.1</b>
6	21 Franck TRAYNARD	FRA	AUTOSPORT GP		<b>3:03.349</b>	10	10	+12.413 +5.850	<b>137.5</b>
<b>R</b>									
1	34 Clément MATEU	FRA	MOTORSPORT DÉVELOPPEMENT		<b>2:50.003</b>	5	8		<b>148.3</b>
2	95 Olivier JOUFFRET	FRA	VICTEAM		<b>2:50.593</b>	8	10	+0.590 +0.590	<b>147.8</b>
3	25 Jean-Philippe LIGIER	FRA	VICTEAM		<b>2:51.358</b>	4	10	+1.355 +0.765	<b>147.1</b>
4	69 Jérémy CURTY	FRA	CARMINE		<b>2:52.110</b>	6	8	+2.107 +0.752	<b>146.5</b>
5	1 Pascal ARELLANO	FRA	T2CM		<b>2:52.485</b>	10	11	+2.482 +0.375	<b>146.2</b>
6	33 Denis BERNARDI	FRA	SPORTECH RACING		<b>2:52.559</b>	8	10	+2.556 +0.074	<b>146.1</b>
7	99 Jean-Laurent NAVARRO	FRA	MOTORSPORT DÉVELOPPEMENT		<b>2:53.999</b>	4	9	+3.996 +1.440	<b>144.9</b>
8	44 Veenesh SHUNKER	FRA	CVS AUTO BY T2CM		<b>2:55.989</b>	8	9	+5.986 +1.990	<b>143.3</b>


Published at: .....

Track Status:

**DRY**

Stewards:


Timekeeper:



**CLIO CUP FRANCE**  
SPA EURO RACE 2014  
COLLECTIVE TESTS 1

Best Sector Times


SECTOR 1			SECTOR 2			SECTOR 3			Pos	Driver	Ideal Lap	Best Lap
Pos	Driver	Time	Driver	Time	Driver	Time						
1	7 N.MILAN	48.820	7 N.MILAN	1:15.651	7 N.MILAN	43.467	1	7 N.MILAN	2'47.938	2:48.113	(1)	
2	41 P.SCHARMACH	49.086	64 E.TREMOULET	1:16.196	64 E.TREMOULET	43.494	2	64 E.TREMOULET	2'48.837	2:48.894	(2)	
3	3 B.CASTAGNE	49.087	3 B.CASTAGNE	1:16.336	4 X.FOUINEAU	43.654	3	3 B.CASTAGNE	2'49.079	2:49.079	(3)	
4	64 E.TREMOULET	49.147	4 X.FOUINEAU	1:16.510	3 B.CASTAGNE	43.656	4	4 X.FOUINEAU	2'49.691	2:49.783	(4)	
5	34 C.MATEU	49.210	95 O.JOUFFRET	1:16.604	14 J.NEVEU	43.791	5	34 C.MATEU	2'49.885	2:50.003	(5)	
6	95 O.JOUFFRET	49.514	14 J.NEVEU	1:16.815	5 J.LAMIC	43.793	6	95 O.JOUFFRET	2'50.103	2:50.593	(6)	
7	4 X.FOUINEAU	49.527	34 C.MATEU	1:16.823	9 A.BOULAY	43.826	7	5 J.LAMIC	2'50.365	2:50.664	(7)	
8	25 J.LIGIER	49.543	9 A.BOULAY	1:16.841	34 C.MATEU	43.852	8	41 P.SCHARMACH	2'50.382	2:50.917	(9)	
9	5 J.LAMIC	49.563	5 J.LAMIC	1:17.009	95 O.JOUFFRET	43.985	9	14 J.NEVEU	2'50.518	2:50.862	(8)	
10	33 D.BERNARDI	49.841	69 J.CURTY	1:17.204	41 P.SCHARMACH	44.042	10	9 A.BOULAY	2'50.535	2:50.936	(10)	
11	9 A.BOULAY	49.868	23 D.GIBAUD	1:17.221	25 J.LIGIER	44.045	11	25 J.LIGIER	2'50.892	2:51.358	(11)	
12	14 J.NEVEU	49.912	41 P.SCHARMACH	1:17.254	1 P.ARELLANO	44.049	12	1 P.ARELLANO	2'51.751	2:52.485	(14)	
13	1 P.ARELLANO	50.110	25 J.LIGIER	1:17.304	69 J.CURTY	44.092	13	23 D.GIBAUD	2'52.030	2:52.030	(12)	
14	99 J.NAVARRO	50.154	1 P.ARELLANO	1:17.592	23 D.GIBAUD	44.128	14	69 J.CURTY	2'52.110	2:52.110	(13)	
15	8 S.LUKA	50.218	33 D.BERNARDI	1:17.963	33 D.BERNARDI	44.529	15	33 D.BERNARDI	2'52.333	2:52.559	(15)	
16	23 D.GIBAUD	50.681	99 J.NAVARRO	1:18.094	12 E.RAFFIN	44.763	16	99 J.NAVARRO	2'53.297	2:53.999	(16)	
17	69 J.CURTY	50.814	44 V.SHUNKER	1:18.137	8 S.LUKA	44.806	17	6 J.FABREGAT	2'53.879	2:54.222	(17)	
18	6 J.FABREGAT	50.885	6 J.FABREGAT	1:18.149	6 J.FABREGAT	44.845	18	8 S.LUKA	2'54.250	2:55.051	(19)	
19	65 P.PERRIN	50.974	12 E.RAFFIN	1:18.561	99 J.NAVARRO	45.049	19	12 E.RAFFIN	2'54.378	2:54.779	(18)	
20	12 E.RAFFIN	51.054	8 S.LUKA	1:19.226	44 V.SHUNKER	45.528	20	44 V.SHUNKER	2'55.761	2:55.989	(20)	
21	44 V.SHUNKER	52.096	65 P.PERRIN	1:19.453	65 P.PERRIN	46.228	21	65 P.PERRIN	2'56.655	2:57.499	(21)	
22	21 F.TRAYNARD	53.170	21 F.TRAYNARD	1:22.640	21 F.TRAYNARD	47.369	22	21 F.TRAYNARD	3'03.179	3:03.349	(22)	



**CLIO CUP FRANCE**  
SPA EURO RACE 2014  
COLLECTIVE TESTS 1

Fastest Lap Sequence

Practice Time	Driver	Team	Car	Class	Time	Kph	Lap
6:01.014	7 Nicolas MILAN	MILAN COMPÉTITION		GL	<b>2:51.703</b>	146.8	2
8:50.440	7 Nicolas MILAN	MILAN COMPÉTITION		GL	<b>2:49.426</b>	148.8	3
11:39.428	7 Nicolas MILAN	MILAN COMPÉTITION		GL	<b>2:48.988</b>	149.2	4
14:28.264	7 Nicolas MILAN	MILAN COMPÉTITION		GL	<b>2:48.836</b>	149.3	5
20:05.846	7 Nicolas MILAN	MILAN COMPÉTITION		GL	<b>2:48.113</b>	150.0	7




CLIO CUP FRANCE  
SPA EURO RACE 2014  
COLLECTIVE TESTS 1

Analysis

■ Personal Best 
 ■ Session Best 
 ■ B Crossing the finish line in pit lane

Lap	Time	Sector 1	Sector 2	Sector 3	Kph	Elapsed	Lap	Time	Sector 1	Sector 2	Sector 3	Kph	Elapsed	
<b>1</b>	<b>Pascal ARELLANO</b> FRA T2CM							1	3:46.767	1:09.699	1:44.147	52.921	111.2	3:46.767
	1	3:21.670	1:04.211	1:31.170	46.289	125.0		2	3:08.572	57.933	1:24.185	46.454	133.7	6:55.339
								3	2:59.874	51.889	1:21.022	46.963	140.2	9:55.213
								4	3:00.128	52.373	1:21.665	46.090	140.0	12:55.341
								5	2:58.827	51.615	1:20.673	46.539	141.0	15:54.168
								6	2:58.242	51.803	1:19.884	46.555	141.5	18:52.410
								7	2:55.964	51.710	1:19.402	44.852	143.3	21:48.374
								8	2:57.634	52.234	1:19.739	45.661	141.9	24:46.008
								9	<b>2:54.222</b>	51.228	<b>1:18.149</b>	<b>44.845</b>	144.7	27:40.230
								10	2:57.210	<b>50.885</b>	1:19.809	46.516	142.3	30:37.440
<b>7</b>	<b>Nicolas MILAN</b> FRA MILAN COMPÉTITION							1	3:09.311	56.491	1:27.040	45.780	133.2	3:09.311
								2	2:51.703	50.727	1:17.097	43.879	146.8	6:01.014
								3	2:49.426	49.849	1:16.103	43.474	148.8	8:50.440
								4	2:48.988	49.537	1:15.968	43.483	149.2	11:39.428
								5	2:48.836	49.158	1:16.194	43.484	149.3	14:28.264
								6	2:49.469	49.004	1:16.998	43.467	148.8	17:17.733
								7	2:48.113	48.984	1:15.651	43.478	150.0	20:05.846
								8	2:50.082	48.820	1:16.545	44.717	148.2	22:55.928
								9	3:19.688 B	51.846	1:16.361	1:11.481	126.3	26:15.616
<b>8</b>	<b>Sami LUKA</b> BEL MILAN COMPÉTITION							1	3:10.899	58.242	1:26.850	45.807	132.1	3:10.899
								2	<b>2:55.051</b>	51.019	<b>1:19.226</b>	<b>44.806</b>	144.0	6:05.950
<b>9</b>	<b>Antoine BOULAY</b> FRA AUTOSPORT GP							1	4:06.167	1:52.844	1:26.388	46.935	102.4	4:06.167
								2	2:55.894	51.722	1:19.404	44.768	143.3	7:02.061
								3	2:54.865	50.060	1:18.759	46.046	144.2	9:56.926
								4	2:52.950	50.307	1:17.982	44.661	145.8	12:49.876
								5	3:03.468 B	49.994	1:18.209	55.265	137.4	15:53.344
								6	3:34.218	1:32.490	1:17.401	44.327	117.7	19:27.562
								7	<b>2:50.936</b>	50.143	1:16.967	<b>43.826</b>	147.5	22:18.498
								8	2:51.608	50.840	<b>1:16.841</b>	43.927	146.9	25:10.106
								9	2:52.028	50.323	1:17.620	44.085	146.6	28:02.134
								10	2:51.385	<b>49.868</b>	1:17.580	43.937	147.1	30:53.519
<b>5</b>	<b>Jean-Philippe LAMIC</b> FRA VICTEAM							1	3:43.789	1:18.885	1:36.657	48.247	112.7	3:43.789
								2	2:53.764	51.750	1:17.805	44.209	145.1	6:37.553
								3	2:51.576	50.445	1:17.238	43.893	147.0	9:29.129
								4	<b>2:50.664</b>	49.862	<b>1:17.009</b>	<b>43.793</b>	147.7	12:19.793
								5	3:03.736	<b>49.563</b>	1:22.101	52.072	137.2	15:23.529
								6	2:51.303	50.210	1:17.074	44.019	147.2	18:14.832
								7	3:09.403 B	50.406	1:17.427	1:01.570	133.1	21:24.235
								8	4:53.464	2:50.759	1:18.889	43.816	85.9	26:17.699
								9	2:51.279	49.623	1:17.451	44.205	147.2	29:08.978
								10	2:51.963	50.275	1:17.781	43.907	146.6	32:00.941
<b>6</b>	<b>Jacques FABREGAT</b> FRA MILAN COMPÉTITION							1	3:43.789	1:18.885	1:36.657	48.247	112.7	3:43.789
								2	2:53.764	51.750	1:17.805	44.209	145.1	6:37.553
								3	2:51.576	50.445	1:17.238	43.893	147.0	9:29.129
								4	<b>2:50.664</b>	49.862	<b>1:17.009</b>	<b>43.793</b>	147.7	12:19.793
								5	3:03.736	<b>49.563</b>	1:22.101	52.072	137.2	15:23.529
								6	2:51.303	50.210	1:17.074	44.019	147.2	18:14.832
								7	3:09.403 B	50.406	1:17.427	1:01.570	133.1	21:24.235
								8	4:53.464	2:50.759	1:18.889	43.816	85.9	26:17.699
								9	2:51.279	49.623	1:17.451	44.205	147.2	29:08.978
								10	2:51.963	50.275	1:17.781	43.907	146.6	32:00.941
<b>12</b>	<b>Emmanuel RAFFIN</b> FRA AUTOSPORT GP							1	4:09.937	1:40.253	1:38.133	51.551	100.9	4:09.937
								2	3:01.027	53.229	1:22.078	45.720	139.3	7:10.964
								3	2:56.455	51.506	1:19.778	45.171	142.9	10:07.419
								4	3:19.662	51.165	1:42.674	45.823	126.3	13:27.081
								5	2:55.682	51.479	1:18.748	45.455	143.5	16:22.763
								6	2:55.682	51.468	<b>1:18.561</b>	45.653	143.5	19:18.445
								7	2:55.648	51.581	1:19.114	44.953	143.5	22:14.093
								8	2:55.172	51.292	1:18.842	45.038	143.9	25:09.265
								9	<b>2:54.779</b>	51.200	1:18.816	<b>44.763</b>	144.3	28:04.044
								10	2:55.457	<b>51.054</b>	1:19.175	45.228	143.7	30:59.501




## CLIO CUP FRANCE SPA EURO RACE 2014 COLLECTIVE TESTS 1

### Analysis

■ Personal Best ■ Session Best B Crossing the finish line in pit lane

Lap	Time	Sector 1	Sector 2	Sector 3	Kph	Elapsed	Lap	Time	Sector 1	Sector 2	Sector 3	Kph	Elapsed
<b>14</b> Julien NEVEU FRA AUTOSPORT GP							2	3:00.451	51.807	1:21.693	46.951	139.7	6:24.754
1	4:04.515	1:51.497	1:26.101	46.917	103.1	4:04.515	3	2:56.526	51.005	1:19.640	45.881	142.8	9:21.280
2	2:56.290	51.882	1:19.217	45.191	143.0	7:00.805	4	2:54.822	50.428	1:19.649	44.745	144.2	12:16.102
3	3:01.721 B	50.599	1:18.323	52.799	138.8	10:02.526	5	2:54.702	50.377	1:19.758	44.567	144.3	15:10.804
4	4:12.960	2:09.459	1:18.367	45.134	99.7	14:15.486	6	2:54.321	50.969	1:18.577	44.775	144.6	18:05.125
5	2:52.639	50.809	1:17.651	44.179	146.1	17:08.125	7	2:53.466	50.455	1:18.482	44.529	145.4	20:58.591
6	2:51.405	50.266	1:17.049	44.090	147.1	19:59.530	8	2:52.559	49.841	1:17.963	44.755	146.1	23:51.150
7	2:51.922	49.964	1:18.137	43.821	146.7	22:51.452	9	2:54.615	50.495	1:19.026	45.094	144.4	26:45.765
8	2:51.183	50.228	1:17.164	43.791	147.3	25:42.635	10	3:06.378 B	50.388	1:18.720	57.270	135.3	29:52.143
9	2:50.862	50.196	1:16.815	43.851	147.6	28:33.497							
10	2:51.545	49.912	1:17.440	44.193	147.0	31:25.042	<b>34</b> Clement MATEU FRA MOTORSPORT DEVELOPPEMENT						
<b>21</b> Franck TRAYNARD FRA AUTOSPORT GP							1	3:38.557	1:14.863	1:35.385	48.309	115.4	3:38.557
1	4:11.023	1:41.128	1:38.776	51.119	100.4	4:11.023	2	2:56.870	51.995	1:19.198	45.677	142.6	6:35.427
2	3:08.964	54.319	1:25.655	48.990	133.4	7:19.987	3	2:52.626	50.635	1:17.633	44.358	146.1	9:28.053
3	3:09.332	54.077	1:26.366	48.889	133.2	10:29.319	4	2:50.701	49.764	1:16.823	44.114	147.7	12:18.754
4	3:08.041	53.437	1:26.314	48.290	134.1	13:37.360	5	2:50.003	49.210	1:16.941	43.852	148.3	15:08.757
5	3:06.201	53.653	1:24.655	47.893	135.4	16:43.561	6	3:00.615 B	49.983	1:17.148	53.484	139.6	18:09.372
6	3:04.807	53.170	1:24.046	47.591	136.4	19:48.368	7	5:59.448	3:57.735	1:17.418	44.295	70.1	24:08.820
7	3:05.902	53.263	1:24.178	48.461	135.6	22:54.270	8	3:01.676 B	49.715	1:18.914	53.047	138.8	27:10.496
8	3:07.886	54.601	1:24.423	48.862	134.2	26:02.156							
9	3:07.584	53.676	1:23.520	50.388	134.4	29:09.740	<b>41</b> Peter SCHARMACH NZL TEAM SESTERHEIN						
10	3:03.349	53.340	1:22.640	47.369	137.5	32:13.089	1	4:34.091	2:22.500	1:24.239	47.352	92.0	4:34.091
<b>23</b> Denis GIBAUD FRA MILAN COMPETITION							2	2:52.901	50.929	1:17.594	44.378	145.8	7:26.992
1	3:30.832	1:02.239	1:36.647	51.946	119.6	3:30.832	3	2:51.518	49.429	1:17.925	44.164	147.0	10:18.510
2	3:05.304	54.451	1:24.207	46.646	136.1	6:36.136	4	2:51.170	49.721	1:17.304	44.145	147.3	13:09.680
3	2:55.584	51.974	1:18.543	45.067	143.6	9:31.720	5	2:51.506	49.696	1:17.315	44.495	147.0	16:01.186
4	2:53.851	51.135	1:17.921	44.795	145.0	12:25.571	6	2:51.495	49.365	1:17.295	44.835	147.0	18:52.681
5	2:52.030	50.681	1:17.221	44.128	146.6	15:17.601	7	2:52.667	51.125	1:17.500	44.042	146.0	21:45.348
6	3:30.756 B	55.639	1:34.144	1:00.973	119.6	18:48.357	8	3:00.987 B	49.747	1:17.440	53.800	139.3	24:46.335
7	4:06.461	2:00.207	1:21.427	44.827	102.3	22:54.818	9	4:33.861	2:31.114	1:17.780	44.967	92.1	29:20.196
8	2:58.316	51.088	1:17.857	49.371	141.4	25:53.134	10	2:50.917	49.086	1:17.254	44.577	147.5	32:11.113
9	2:53.485	50.832	1:17.861	44.792	145.3	28:46.619							
10	2:53.203	50.783	1:17.684	44.736	145.6	31:39.822	<b>44</b> Veenesh SHUNKER FRA CVS AUTO BY T2CM						
<b>25</b> Jean-Philippe LIGIER FRA VICTEAM							1	3:47.794	1:26.236	1:31.896	49.662	110.7	3:47.794
1	3:51.411	1:32.867	1:29.236	49.308	109.0	3:51.411	2	3:02.087	53.410	1:22.097	46.580	138.5	6:49.881
2	2:57.547	52.581	1:19.670	45.296	142.0	6:48.958	3	2:58.473	52.313	1:19.834	46.326	141.3	9:48.354
3	2:54.445	50.737	1:19.103	44.605	144.5	9:43.403	4	2:58.103	52.542	1:19.852	45.709	141.6	12:46.457
4	2:51.358	49.543	1:17.521	44.294	147.1	12:34.761	5	2:56.768	52.167	1:19.073	45.528	142.6	15:43.225
5	2:51.943	50.161	1:17.304	44.478	146.6	15:26.704	6	3:07.674 B	52.341	1:18.373	56.960	134.4	18:50.899
6	3:11.270 B	49.960	1:19.997	1:01.313	131.8	18:37.974	7	5:56.417	3:52.231	1:18.655	45.531	70.7	24:47.316
7	4:54.445	2:50.810	1:19.587	44.048	85.6	23:32.419	8	2:55.989	52.096	1:18.137	45.756	143.3	27:43.305
8	2:52.064	50.118	1:17.901	44.045	146.5	26:24.483	9	2:57.026	52.363	1:18.345	46.318	142.4	30:40.331
9	2:52.928	50.170	1:18.439	44.319	145.8	29:17.411							
10	2:51.675	49.919	1:17.615	44.141	146.9	32:09.086	<b>64</b> Eric TREMOULET FRA VICTEAM						
<b>33</b> Denis BERNARDI FRA SPORTTECH RACING							1	3:42.334	1:29.881	1:26.817	45.636	113.4	3:42.334
1	3:24.303	1:05.178	1:32.007	47.118	123.4	3:24.303	2	2:53.425	50.404	1:18.050	44.971	145.4	6:35.759
							3	3:03.953 B	49.591	1:17.037	57.325	137.1	9:39.712
							4	5:13.573	3:12.127	1:17.533	43.913	80.4	14:53.285
							5	2:49.611	49.413	1:16.557	43.641	148.7	17:42.896
							6	2:49.191	49.354	1:16.196	43.641	149.0	20:32.087
							7	2:54.530	49.274	1:18.561	46.695	144.5	23:26.617
							8	2:49.126	49.163	1:16.372	43.591	149.1	26:15.743



## CLIO CUP FRANCE SPA EURO RACE 2014 COLLECTIVE TESTS 1

### Analysis

■ Personal Best   
 ■ Session Best   
 B Crossing the finish line in pit lane

Lap	Time	Sector 1	Sector 2	Sector 3	Kph	Elapsed	Lap	Time	Sector 1	Sector 2	Sector 3	Kph	Elapsed
9	<b>2:48.894</b>	<b>49.147</b>	1:16.253	<b>43.494</b>	149.3	29:04.637							
10	2:49.406	49.371	1:16.318	43.717	148.8	31:54.043							


65 Patrick PERRIN		FRA					
CARMINE							
1	3:48.765	1:25.755	1:33.185	49.825	110.2	3:48.765	
2	3:04.938	52.935	1:24.293	47.710	136.3	6:53.703	
3	3:03.038	51.772	1:22.187	49.079	137.8	9:56.741	
4	3:00.587	52.311	1:21.486	46.790	139.6	12:57.328	
5	2:57.550	51.273	1:20.049	<b>46.228</b>	142.0	15:54.878	
6	<b>2:57.499</b>	<b>50.974</b>	1:19.519	47.006	142.1	18:52.377	
7	3:07.160B	52.646	<b>1:19.453</b>	55.061	134.7	21:59.537	

69 Jérémy CURTY		FRA					
CARMINE							
1	3:37.875	1:13.535	1:35.763	48.577	115.7	3:37.875	
2	3:00.197	54.310	1:20.356	45.531	139.9	6:38.072	
3	2:54.359	51.274	1:18.553	44.532	144.6	9:32.431	
4	2:54.624	51.520	1:18.564	44.540	144.4	12:27.055	
5	2:53.653	50.943	1:17.900	44.810	145.2	15:20.708	
6	<b>2:52.110</b>	<b>50.814</b>	<b>1:17.204</b>	<b>44.092</b>	146.5	18:12.818	
7	3:17.255B	1:01.717	1:19.633	55.905	127.8	21:30.073	
8	7:27.845	5:21.702	1:18.469	47.674	56.3	28:57.918	

95 Olivier JOUFFRET		FRA					
VICTEAM							
1	3:50.064	1:31.069	1:29.728	49.267	109.6	3:50.064	
2	2:58.593	51.467	1:20.972	46.154	141.2	6:48.657	
3	2:54.180	50.381	1:18.980	44.819	144.8	9:42.837	
4	2:51.037	<b>49.514</b>	1:16.809	44.714	147.4	12:33.874	
5	3:01.131B	49.897	1:16.608	54.626	139.2	15:35.005	
6	5:18.740	3:12.845	1:21.190	44.705	79.1	20:53.745	
7	2:51.794	50.118	1:17.242	44.434	146.8	23:45.539	
8	<b>2:50.593</b>	49.711	1:16.897	<b>43.985</b>	147.8	26:36.132	
9	2:51.871	50.237	1:17.241	44.393	146.7	29:28.003	
10	2:50.619	49.909	<b>1:16.604</b>	44.106	147.8	32:18.622	

99 Jean-Laurent NAVARRO		FRA					
MOTORSPORT DÉVELOPPEMENT							
1	3:47.149	1:21.351	1:36.227	49.571	111.0	3:47.149	
2	3:01.217	52.957	1:21.978	46.282	139.1	6:48.366	
3	2:55.949	51.209	1:19.691	<b>45.049</b>	143.3	9:44.315	
4	<b>2:53.999</b>	<b>50.154</b>	1:18.679	45.166	144.9	12:38.314	
5	2:56.187	50.618	1:20.021	45.548	143.1	15:34.501	
6	3:05.765B	50.468	1:19.727	55.570	135.7	18:40.266	
7	6:05.142	4:00.736	1:18.952	45.454	69.1	24:45.408	
8	2:54.143	50.835	<b>1:18.094</b>	45.214	144.8	27:39.551	
9	3:08.832B	50.530	1:18.216	1:00.086	133.5	30:48.383	





## CLIO CUP FRANCE

### SPA EURO RACE 2014

### COLLECTIVE TESTS 2

### Classification


Nr.	Driver	Nat	Team	Car	Time	Lap	Total	Gap	Avg.Kph
1	64 Eric TREMOULET	FRA	VICTEAM	GL	<b>2:47.610</b>	4	8	-	<b>150.4</b>
2	5 Jean-Philippe LAMIC	FRA	VICTEAM	GL	<b>2:48.167</b>	4	8	+0.557	<b>149.9</b>
3	4 Xavier FOUINEAU	FRA	MILAN COMPÉTITION	GL	<b>2:48.199</b>	9	11	+0.589	<b>149.9</b>
4	7 Nicolas MILAN	FRA	MILAN COMPÉTITION	GL	<b>2:48.379</b>	3	11	+0.769	<b>149.7</b>
5	95 Olivier JOUFFRET	FRA	VICTEAM	R	<b>2:48.450</b>	6	7	+0.840	<b>149.7</b>
6	3 Benoît CASTAGNE	FRA	RAIWOIT MONDOLO RACING	GL	<b>2:48.923</b>	4	10	+1.313	<b>149.3</b>
7	25 Jean-Philippe LIGIER	FRA	VICTEAM	R	<b>2:49.096</b>	7	10	+1.486	<b>149.1</b>
8	41 Peter SCHARMACH	NZL	TEAM SESTERHEIN	GL	<b>2:49.540</b>	3	9	+1.930	<b>148.7</b>
9	69 Jérémy CURTY	FRA	CARMINE	R	<b>2:49.741</b>	5	10	+2.131	<b>148.5</b>
10	8 Sami LUKA	BEL	MILAN COMPÉTITION	GL	<b>2:49.849</b>	6	11	+2.239	<b>148.5</b>
11	99 Jean-Laurent NAVARRO	FRA	MOTORSPORT DÉVELOPPEMENT	R	<b>2:50.091</b>	6	10	+2.481	<b>148.2</b>
12	23 Denis GIBAUD	FRA	MILAN COMPETITION	GTL	<b>2:50.235</b>	10	10	+2.625	<b>148.1</b>
13	14 Julien NEVEU	FRA	AUTOSPORT GP	GL	<b>2:50.261</b>	3	10	+2.651	<b>148.1</b>
14	34 Clément MATEU	FRA	MOTORSPORT DÉVELOPPEMENT	R	<b>2:50.832</b>	10	10	+3.222	<b>147.6</b>
15	9 Antoine BOULAY	FRA	AUTOSPORT GP	GTL	<b>2:50.913</b>	5	10	+3.303	<b>147.5</b>
16	33 Denis BERNARDI	FRA	SPORTECH RACING	R	<b>2:50.960</b>	4	10	+3.350	<b>147.5</b>
17	1 Pascal ARELLANO	FRA	T2CM	R	<b>2:51.209</b>	3	10	+3.599	<b>147.3</b>
18	6 Jacques FABREGAT	FRA	MILAN COMPÉTITION	GTL	<b>2:51.530</b>	10	11	+3.920	<b>147.0</b>
19	65 Patrick PERRIN	FRA	CARMINE	GTL	<b>2:52.478</b>	4	8	+4.868	<b>146.2</b>
20	44 Veenu ShUNKER	FRA	CVS AUTO BY T2CM	R	<b>2:53.225</b>	9	10	+5.615	<b>145.6</b>
21	12 Emmanuel RAFFIN	FRA	AUTOSPORT GP	GTL	<b>2:54.632</b>	3	9	+7.022	<b>144.4</b>
22	21 Franck TRAYNARD	FRA	AUTOSPORT GP	GTL	<b>2:57.364</b>	6	9	+9.754	<b>142.2</b>

<b>Fastest Lap</b>	Lap 4	Eric TREMOULET	<b>2:47.610</b>	150.4 Kph
--------------------	-------	----------------	-----------------	-----------

Published at: .....

Track Status: **DRY**

<b>Race Director:</b>	<b>Timekeeper:</b>
-----------------------	--------------------



**CLIO CUP FRANCE**  
**SPA EURO RACE 2014**  
**COLLECTIVE TESTS 2**

Classification by Class

Nr.	Driver	Nat	Team	Car	Time	Lap	Total	Gap	Kph
<b>GL</b>									
1	64 Eric TREMOULET	FRA	VICTEAM		<b>2:47.610</b>	4	8		<b>150.4</b>
2	5 Jean-Philippe LAMIC	FRA	VICTEAM		<b>2:48.167</b>	4	8	+0.557	+0.557 <b>149.9</b>
3	4 Xavier FOUINEAU	FRA	MILAN COMPÉTITION		<b>2:48.199</b>	9	11	+0.589	+0.032 <b>149.9</b>
4	7 Nicolas MILAN	FRA	MILAN COMPÉTITION		<b>2:48.379</b>	3	11	+0.769	+0.180 <b>149.7</b>
5	3 Benoit CASTAGNE	FRA	RAIWOIT MONDOLO RACING		<b>2:48.923</b>	4	10	+1.313	+0.544 <b>149.3</b>
6	41 Peter SCHARWACH	NZL	TEAM SESTERHEIN		<b>2:49.540</b>	3	9	+1.930	+0.617 <b>148.7</b>
7	8 Sami LUKA	BEL	MILAN COMPÉTITION		<b>2:49.849</b>	6	11	+2.239	+0.309 <b>148.5</b>
8	14 Julien NEVEU	FRA	AUTOSPORT GP		<b>2:50.261</b>	3	10	+2.651	+0.412 <b>148.1</b>
<b>CTL</b>									
1	23 Denis GIBAUD	FRA	MILAN COMPETITION		<b>2:50.235</b>	10	10		<b>148.1</b>
2	9 Antoine BOULAY	FRA	AUTOSPORT GP		<b>2:50.913</b>	5	10	+0.678	+0.678 <b>147.5</b>
3	6 Jacques FABREGAT	FRA	MILAN COMPÉTITION		<b>2:51.530</b>	10	11	+1.295	+0.617 <b>147.0</b>
4	65 Patrick PERRIN	FRA	CARMINE		<b>2:52.478</b>	4	8	+2.243	+0.948 <b>146.2</b>
5	12 Emmanuel RAFFIN	FRA	AUTOSPORT GP		<b>2:54.632</b>	3	9	+4.397	+2.154 <b>144.4</b>
6	21 Franck TRAYNARD	FRA	AUTOSPORT GP		<b>2:57.364</b>	6	9	+7.129	+2.732 <b>142.2</b>
<b>R</b>									
1	95 Olivier JOUFFRET	FRA	VICTEAM		<b>2:48.450</b>	6	7		<b>149.7</b>
2	25 Jean-Philippe LIGIER	FRA	VICTEAM		<b>2:49.096</b>	7	10	+0.646	+0.646 <b>149.1</b>
3	69 Jérémy CURTY	FRA	CARMINE		<b>2:49.741</b>	5	10	+1.291	+0.645 <b>148.5</b>
4	99 Jean-Laurent NAVARRO	FRA	MOTORSPORT DÉVELOPPEMENT		<b>2:50.091</b>	6	10	+1.641	+0.350 <b>148.2</b>
5	34 Clement MATEU	FRA	MOTORSPORT DÉVELOPPEMENT		<b>2:50.832</b>	10	10	+2.382	+0.741 <b>147.6</b>
6	33 Denis BERNARDI	FRA	SPORTECH RACING		<b>2:50.960</b>	4	10	+2.510	+0.128 <b>147.5</b>
7	1 Pascal ARELLANO	FRA	T2CM		<b>2:51.209</b>	3	10	+2.759	+0.249 <b>147.3</b>
8	44 Veenesh SHUNKER	FRA	CVS AUTO BY T2CM		<b>2:53.225</b>	9	10	+4.775	+2.016 <b>145.6</b>


Published at: .....

Track Status:

**DRY**

Stewards:

Timekeeper:




**SPA EURO RACE 2014**  
**CLIO CUP FRANCE**  
**COLLECTIVE TESTS**

Classification

Nr	Driver	Nat	Team		Session 1		Session 2		Time	Gap
					Time	Lap	Time	Lap		
1	64 Eric TREMOULET	FRA	VICTEAM	GL	2:48.894	9	2:47.610	4	2:47.610	
2	7 Nicolas MILAN	FRA	MILAN COMPÉTITION	GL	2:48.113	7	2:48.379	3	2:48.113	+0.503
3	5 Jean-Philippe LAMIC	FRA	VICTEAM	GL	2:50.664	4	2:48.167	4	2:48.167	+0.557
4	4 Xavier FOUINEAU	FRA	MILAN COMPÉTITION	GL	2:49.783	5	2:48.199	9	2:48.199	+0.589
5	95 Olivier JOUFFRET	FRA	VICTEAM	R	2:50.593	8	2:48.450	6	2:48.450	+0.840
6	3 Benoît CASTAGNE	FRA	RAIWOIT MONDOLO RACING	GL	2:49.079	8	2:48.923	4	2:48.923	+1.313
7	25 Jean-Philippe LIGIER	FRA	VICTEAM	R	2:51.358	4	2:49.096	7	2:49.096	+1.486
8	41 Peter SCHARMACH	NZL	TEAM SESTERHEIN	GL	2:50.917	10	2:49.540	3	2:49.540	+1.930
9	69 Jérémy CURTY	FRA	CARMINE	R	2:52.110	6	2:49.741	5	2:49.741	+2.131
10	8 Sami LUKA	BEL	MILAN COMPÉTITION	GL	2:55.051	2	2:49.849	6	2:49.849	+2.239
11	34 Clement MATEU	FRA	MOTORSPORT DÉVELOPPEMENT	R	2:50.003	5	2:50.832	10	2:50.003	+2.393
12	99 Jean-Laurent NAVARRO	FRA	MOTORSPORT DÉVELOPPEMENT	R	2:53.999	4	2:50.091	6	2:50.091	+2.481
13	23 Denis GIBAUD	FRA	MILAN COMPÉTITION	GTL	2:52.030	5	2:50.235	10	2:50.235	+2.625
14	14 Julien NEVEU	FRA	AUTOSPORT GP	GL	2:50.862	9	2:50.261	3	2:50.261	+2.651
15	9 Antoine BOULAY	FRA	AUTOSPORT GP	GTL	2:50.936	7	2:50.913	5	2:50.913	+3.303
16	33 Denis BERNARDI	FRA	SPORTECH RACING	R	2:52.559	8	2:50.960	4	2:50.960	+3.350
17	1 Pascal ARELLANO	FRA	T2CM	R	2:52.485	10	2:51.209	3	2:51.209	+3.599
18	6 Jacques FABREGAT	FRA	MILAN COMPÉTITION	GTL	2:54.222	9	2:51.530	10	2:51.530	+3.920
19	65 Patrick PERRIN	FRA	CARMINE	GTL	2:57.499	6	2:52.478	4	2:52.478	+4.868
20	44 Veenesh SHUNKER	FRA	CVS AUTO BY T2CM	R	2:55.989	8	2:53.225	9	2:53.225	+5.615
21	12 Emmanuel RAFFIN	FRA	AUTOSPORT GP	GTL	2:54.779	9	2:54.632	3	2:54.632	+7.022
22	21 Franck TRAYNARD	FRA	AUTOSPORT GP	GTL	3:03.349	10	2:57.364	6	2:57.364	+9.754

Published at: .....


Stewards:	Timekeeper:
-----------	-------------



**CLIO CUP FRANCE**  
SPA EURO RACE 2014  
COLLECTIVE TESTS 2

Best Sector Times


SECTOR 1			SECTOR 2			SECTOR 3			Pos	Driver	Ideal Lap	Best Lap
Pos	Driver	Time	Driver	Time	Driver	Time						
1	64 E.TREMOULET	48.377	64 E.TREMOULET	1:15.540	64 E.TREMOULET	42.970	1	64 E.TREMOULET	2'46.887	2:47.610	(1)	
2	7 N.MILAN	48.497	4 X.FOUINEAU	1:15.616	69 J.CURTY	43.158	2	4 X.FOUINEAU	2'47.684	2:48.199	(3)	
3	4 X.FOUINEAU	48.567	95 O.JOUFFRET	1:15.866	5 J.LAMIC	43.172	3	95 O.JOUFFRET	2'47.722	2:48.450	(5)	
4	5 J.LAMIC	48.585	7 N.MILAN	1:16.005	95 O.JOUFFRET	43.187	4	5 J.LAMIC	2'47.845	2:48.167	(2)	
5	95 O.JOUFFRET	48.669	5 J.LAMIC	1:16.088	25 J.LIGIER	43.264	5	7 N.MILAN	2'47.908	2:48.379	(4)	
6	3 B.CASTAGNE	48.756	3 B.CASTAGNE	1:16.285	14 J.NEVEU	43.390	6	25 J.LIGIER	2'48.554	2:49.096	(7)	
7	8 S.LUKA	48.761	25 J.LIGIER	1:16.407	7 N.MILAN	43.406	7	3 B.CASTAGNE	2'48.598	2:48.923	(6)	
8	25 J.LIGIER	48.883	34 C.MATEU	1:16.428	4 X.FOUINEAU	43.501	8	8 S.LUKA	2'49.338	2:49.849	(10)	
9	41 P.SCHARMACH	49.043	99 J.NAVARRO	1:16.474	3 B.CASTAGNE	43.557	9	41 P.SCHARMACH	2'49.443	2:49.540	(8)	
10	14 J.NEVEU	49.361	69 J.CURTY	1:16.475	41 P.SCHARMACH	43.558	10	14 J.NEVEU	2'49.465	2:50.261	(13)	
11	34 C.MATEU	49.438	1 P.ARELLANO	1:16.652	33 D.BERNARDI	43.606	11	69 J.CURTY	2'49.670	2:49.741	(9)	
12	33 D.BERNARDI	49.481	23 D.GIBAUD	1:16.677	23 D.GIBAUD	43.647	12	34 C.MATEU	2'49.687	2:50.832	(14)	
13	99 J.NAVARRO	49.493	14 J.NEVEU	1:16.714	8 S.LUKA	43.720	13	99 J.NAVARRO	2'49.787	2:50.091	(11)	
14	9 A.BOULAY	49.577	41 P.SCHARMACH	1:16.842	1 P.ARELLANO	43.753	14	33 D.BERNARDI	2'50.059	2:50.960	(16)	
15	6 J.FABREGAT	49.590	8 S.LUKA	1:16.857	9 A.BOULAY	43.787	15	1 P.ARELLANO	2'50.102	2:51.209	(17)	
16	1 P.ARELLANO	49.697	33 D.BERNARDI	1:16.972	99 J.NAVARRO	43.820	16	23 D.GIBAUD	2'50.166	2:50.235	(12)	
17	23 D.GIBAUD	49.842	6 J.FABREGAT	1:17.242	34 C.MATEU	43.821	17	9 A.BOULAY	2'50.692	2:50.913	(15)	
18	65 P.PERRIN	49.997	9 A.BOULAY	1:17.328	6 J.FABREGAT	44.147	18	6 J.FABREGAT	2'50.979	2:51.530	(18)	
19	69 J.CURTY	50.037	44 V.SHUNKER	1:17.419	65 P.PERRIN	44.385	19	65 P.PERRIN	2'52.058	2:52.478	(19)	
20	44 V.SHUNKER	50.572	65 P.PERRIN	1:17.676	44 V.SHUNKER	44.425	20	44 V.SHUNKER	2'52.416	2:53.225	(20)	
21	12 E.RAFFIN	50.949	12 E.RAFFIN	1:18.737	12 E.RAFFIN	44.752	21	12 E.RAFFIN	2'54.438	2:54.632	(21)	
22	21 F.TRAYNARD	51.295	21 F.TRAYNARD	1:20.055	21 F.TRAYNARD	45.574	22	21 F.TRAYNARD	2'56.924	2:57.364	(22)	



CLIO CUP FRANCE  
SPA EURO RACE 2014  
COLLECTIVE TESTS 2

Fastest Lap Sequence


Practice Time	Driver	Team	Car	Class	Time	Kph	Lap
6:03.954	4 Xavier FOUINEAU	MILAN COMPÉTITION		GL	<b>2:49.873</b>	148.4	2
7:20.104	64 Eric TREMOULET	VICTEAM		GL	<b>2:48.881</b>	149.3	2
8:59.477	7 Nicolas MILAN	MILAN COMPÉTITION		GL	<b>2:48.379</b>	149.7	3
12:57.198	64 Eric TREMOULET	VICTEAM		GL	<b>2:47.610</b>	150.4	4



## CLIO CUP FRANCE SPA EURO RACE 2014 COLLECTIVE TESTS 2

### Analysis

							Personal Best		Session Best		B Crossing the finish line in pit lane		
Lap	Time	Sector 1	Sector 2	Sector 3	Kph	Elapsed	Lap	Time	Sector 1	Sector 2	Sector 3	Kph	Elapsed
<b>1</b> Pascal ARELLANO							FRA						
T2CM													
1	3:32.277	1:22.044	1:22.790	47.443	118.8	3:32.277	3	2:52.850	50.427	1:17.459	44.964	145.9	9:27.805
2	2:52.093	51.114	1:17.057	43.922	146.5	6:24.370	4	2:52.802	50.897	1:17.571	44.334	145.9	12:20.607
3	<b>2:51.209</b>	50.804	<b>1:16.652</b>	<b>43.753</b>	147.3	9:15.579	5	2:54.162	50.451	1:18.522	45.189	144.8	15:14.769
4	2:51.776	50.044	1:17.316	44.416	146.8	12:07.355	6	2:53.080	50.393	1:17.682	45.005	145.7	18:07.849
5	2:51.382	50.220	1:17.102	44.060	147.1	14:58.737	7	2:53.162	50.336	1:18.679	<b>44.147</b>	145.6	21:01.011
6	2:54.351	49.867	1:18.390	46.094	144.6	17:53.088	8	2:52.407	50.735	<b>1:17.242</b>	44.430	146.2	23:53.418
7	2:52.000	50.071	1:17.681	44.248	146.6	20:45.088	9	2:54.778	<b>49.590</b>	1:19.995	45.193	144.3	26:48.196
8	3:13.147 B	51.026	1:21.982	1:00.139	130.5	23:58.235	10	<b>2:51.530</b>	49.745	1:17.546	44.239	147.0	29:39.726
9	4:25.381	1:49.707	1:36.065	59.609	95.0	28:23.616	11	2:52.105	49.804	1:17.655	44.646	146.5	32:31.831
10	2:51.553	<b>49.697</b>	1:17.817	44.039	147.0	31:15.169							
<b>3</b> Benoit CASTAGNE							FRA						
RAIWOIT MONDOLO RACING													
1	3:31.555	1:21.574	1:22.244	47.737	119.2	3:31.555							
2	2:50.965	50.471	1:16.670	43.824	147.5	6:22.520							
3	2:49.054	49.031	1:16.355	43.668	149.1	9:11.574							
4	<b>2:48.923</b>	49.081	<b>1:16.285</b>	<b>43.557</b>	149.3	12:00.497							
5	3:06.084 B	49.624	1:20.778	55.682	135.5	15:06.581							
6	5:14.347	2:51.136	1:37.910	45.301	80.2	20:20.928							
7	2:52.119	48.837	1:19.167	44.115	146.5	23:13.047							
8	2:48.930	<b>48.756</b>	1:16.396	43.778	149.3	26:01.977							
9	3:03.309 B	49.025	1:17.449	56.835	137.5	29:05.286							
10	3:28.240	1:27.375	1:16.900	43.965	121.1	32:33.526							
<b>4</b> Xavier FOUINEAU							FRA						
MILAN COMPÉTITION													
1	3:14.081	1:04.680	1:23.920	45.481	129.9	3:14.081							
2	2:49.873	49.882	1:16.341	43.650	148.4	6:03.954							
3	2:50.048	50.396	1:16.094	43.558	148.3	8:54.002							
4	2:48.806	49.600	<b>1:15.616</b>	43.590	149.4	11:42.808							
5	2:48.939	49.446	1:15.719	43.774	149.3	14:31.747							
6	3:00.347	49.135	1:22.664	48.548	139.8	17:32.094							
7	2:49.374	<b>48.567</b>	1:17.301	43.506	148.9	20:21.468							
8	2:49.122	48.575	1:17.008	43.539	149.1	23:10.590							
9	<b>2:48.199</b>	48.855	1:15.843	<b>43.501</b>	149.9	25:58.789							
10	2:48.587	48.798	1:16.054	43.735	149.6	28:47.376							
11	2:50.050	49.386	1:16.979	43.685	148.3	31:37.426							
<b>7</b> Nicolas MILAN							FRA						
MILAN COMPÉTITION													
1	3:20.568	1:08.197	1:27.277	45.094	125.7	3:20.568							
2	2:50.530	50.096	1:16.499	43.935	147.9	6:11.098							
3	<b>2:48.379</b>	48.851	1:16.040	43.488	149.7	8:59.477							
4	2:48.633	49.054	<b>1:16.005</b>	43.574	149.5	11:48.110							
5	2:51.682	51.044	1:16.616	44.022	146.9	14:39.792							
6	2:51.435	50.154	1:17.146	44.135	147.1	17:31.227							
7	2:48.724	48.708	1:16.610	<b>43.406</b>	149.4	20:19.951							
8	2:48.637	48.940	1:16.173	43.524	149.5	23:08.588							
9	2:49.538	48.833	1:16.996	43.709	148.7	25:58.126							
10	2:49.910	49.697	1:16.472	43.741	148.4	28:48.036							
11	2:48.449	<b>48.497</b>	1:16.181	43.771	149.7	31:36.485							
<b>8</b> Sami LUKA							BEL						
MILAN COMPÉTITION													
1	3:12.004	57.118	1:28.906	45.980	131.3	3:12.004							
2	2:54.118	50.807	1:18.995	44.316	144.8	6:06.122							
3	2:53.032	50.525	1:18.149	44.358	145.7	8:59.154							
4	2:51.019	50.086	1:17.201	43.732	147.4	11:50.173							
5	2:50.535	49.462	1:17.054	44.019	147.9	14:40.708							
6	<b>2:49.849</b>	48.995	<b>1:16.857</b>	43.997	148.5	17:30.557							
7	2:51.686	49.590	1:18.376	<b>43.720</b>	146.9	20:22.243							
8	2:50.081	<b>48.761</b>	1:17.309	44.011	148.2	23:12.324							
9	2:50.370	48.804	1:17.625	43.941	148.0	26:02.694							
10	2:51.261	48.943	1:17.686	44.632	147.2	28:53.955							
11	3:00.742 B	49.148	1:17.294	54.300	139.5	31:54.697							
<b>9</b> Antoine BOULAY							FRA						
AUTOSPORT GP													
1	4:36.879	2:17.102	1:30.808	48.969	91.1	4:36.879							
2	2:54.259	51.038	1:18.452	44.769	144.7	7:31.138							
3	2:51.686	50.355	<b>1:17.328</b>	44.003	146.9	10:22.824							
4	2:52.814	51.546	1:17.460	43.808	145.9	13:15.638							
5	<b>2:50.913</b>	49.767	1:17.359	<b>43.787</b>	147.5	16:06.551							
6	2:55.212	49.844	1:19.214	46.154	143.9	19:01.763							
7	2:58.222 B	<b>49.577</b>	1:17.704	50.941	141.5	21:59.985							
8	3:29.219	1:26.584	1:18.403	44.232	120.5	25:29.204							
9	2:53.730	49.903	1:17.981	45.846	145.1	28:22.934							
10	2:53.641	50.644	1:19.119	43.878	145.2	31:16.575							
<b>12</b> Emmanuel RAFFIN							FRA						
AUTOSPORT GP													
1	4:36.555	2:07.196	1:36.310	53.049	91.2	4:36.555							
2	2:57.696	52.973	1:19.849	44.874	141.9	7:34.251							
3	<b>2:54.632</b>	51.142	<b>1:18.737</b>	44.753	144.4	10:28.883							




## CLIO CUP FRANCE SPA EURO RACE 2014 COLLECTIVE TESTS 2

### Analysis

■ Personal Best   
 ■ Session Best   
 ■ Crossing the finish line in pit lane

Lap	Time	Sector 1	Sector 2	Sector 3	Kph	Elapsed	Lap	Time	Sector 1	Sector 2	Sector 3	Kph	Elapsed																																																																					
4	2:55.300	51.159	1:19.128	45.013	143.8	13:24.183	10	2:49.589	49.160	1:16.956	43.473	148.7	30:05.827																																																																					
5	2:57.785	53.928	1:19.105	44.752	141.8	16:21.968	<div style="border: 1px solid black; padding: 5px;"> <b>33</b> Denis BERNARDI <span style="float: right;">FRA</span>                      SPORTECH RACING                 </div> <table border="1" style="width: 100%; border-collapse: collapse;"> <tr><td>1</td><td>3:29.297</td><td>1:11.939</td><td>1:28.417</td><td>48.941</td><td>120.5</td><td>3:29.297</td></tr> <tr><td>2</td><td>3:02.582</td><td>53.515</td><td>1:20.405</td><td style="background-color: green;">48.662</td><td>138.1</td><td>6:31.879</td></tr> <tr><td>3</td><td>2:53.453</td><td>51.860</td><td>1:17.987</td><td style="background-color: green;">43.606</td><td>145.4</td><td>9:25.332</td></tr> <tr><td>4</td><td style="background-color: green;">2:50.960</td><td>50.075</td><td style="background-color: green;">1:16.972</td><td>43.913</td><td>147.5</td><td>12:16.292</td></tr> <tr><td>5</td><td>2:51.350</td><td>50.016</td><td>1:17.219</td><td>44.115</td><td>147.1</td><td>15:07.642</td></tr> <tr><td>6</td><td>2:52.455</td><td>49.988</td><td>1:17.244</td><td>45.223</td><td>146.2</td><td>18:00.097</td></tr> <tr><td>7</td><td>2:50.962</td><td>49.889</td><td>1:17.226</td><td>43.847</td><td>147.5</td><td>20:51.059</td></tr> <tr><td>8</td><td>3:02.364</td><td style="background-color: blue;">49.932</td><td>1:18.554</td><td>53.878</td><td>138.3</td><td>23:53.423</td></tr> <tr><td>9</td><td>3:41.947</td><td>1:39.298</td><td>1:18.386</td><td>44.263</td><td>113.6</td><td>27:35.370</td></tr> <tr><td>10</td><td>2:51.665</td><td style="background-color: green;">49.481</td><td>1:18.014</td><td>44.170</td><td>146.9</td><td>30:27.035</td></tr> </table>						1	3:29.297	1:11.939	1:28.417	48.941	120.5	3:29.297	2	3:02.582	53.515	1:20.405	48.662	138.1	6:31.879	3	2:53.453	51.860	1:17.987	43.606	145.4	9:25.332	4	2:50.960	50.075	1:16.972	43.913	147.5	12:16.292	5	2:51.350	50.016	1:17.219	44.115	147.1	15:07.642	6	2:52.455	49.988	1:17.244	45.223	146.2	18:00.097	7	2:50.962	49.889	1:17.226	43.847	147.5	20:51.059	8	3:02.364	49.932	1:18.554	53.878	138.3	23:53.423	9	3:41.947	1:39.298	1:18.386	44.263	113.6	27:35.370	10	2:51.665	49.481	1:18.014	44.170	146.9	30:27.035
1	3:29.297	1:11.939	1:28.417	48.941	120.5	3:29.297																																																																												
2	3:02.582	53.515	1:20.405	48.662	138.1	6:31.879																																																																												
3	2:53.453	51.860	1:17.987	43.606	145.4	9:25.332																																																																												
4	2:50.960	50.075	1:16.972	43.913	147.5	12:16.292																																																																												
5	2:51.350	50.016	1:17.219	44.115	147.1	15:07.642																																																																												
6	2:52.455	49.988	1:17.244	45.223	146.2	18:00.097																																																																												
7	2:50.962	49.889	1:17.226	43.847	147.5	20:51.059																																																																												
8	3:02.364	49.932	1:18.554	53.878	138.3	23:53.423																																																																												
9	3:41.947	1:39.298	1:18.386	44.263	113.6	27:35.370																																																																												
10	2:51.665	49.481	1:18.014	44.170	146.9	30:27.035																																																																												
6	2:54.826	50.949	1:18.981	44.896	144.2	19:16.794																																																																												
7	2:55.334	51.190	1:19.196	44.948	143.8	22:12.128																																																																												
8	2:56.279	51.233	1:19.561	45.485	143.0	25:08.407																																																																												
9	3:10.118	51.283	1:19.225	59.610	132.6	28:18.525																																																																												
<div style="border: 1px solid black; padding: 5px;"> <b>14</b> Julien NEVEU <span style="float: right;">FRA</span>                      AUTOSPORT GP                 </div> <table border="1" style="width: 100%; border-collapse: collapse;"> <tr><td>1</td><td>4:36.075</td><td>2:15.632</td><td>1:31.259</td><td>49.184</td><td>91.3</td><td>4:36.075</td></tr> <tr><td>2</td><td>2:56.574</td><td>52.282</td><td>1:20.199</td><td>44.093</td><td>142.8</td><td>7:32.649</td></tr> <tr><td>3</td><td style="background-color: green;">2:50.261</td><td>49.965</td><td>1:16.906</td><td style="background-color: green;">43.390</td><td>148.1</td><td>10:22.910</td></tr> <tr><td>4</td><td>2:51.820</td><td>51.036</td><td>1:17.014</td><td>43.770</td><td>146.7</td><td>13:14.730</td></tr> <tr><td>5</td><td>2:50.300</td><td>49.705</td><td style="background-color: green;">1:16.714</td><td>43.881</td><td>148.1</td><td>16:05.030</td></tr> <tr><td>6</td><td>2:50.312</td><td>49.388</td><td>1:16.733</td><td>44.191</td><td>148.0</td><td>18:55.342</td></tr> <tr><td>7</td><td>2:50.474</td><td>49.449</td><td>1:17.048</td><td>43.977</td><td>147.9</td><td>21:45.816</td></tr> <tr><td>8</td><td>2:50.491</td><td>49.420</td><td>1:16.952</td><td>44.119</td><td>147.9</td><td>24:36.307</td></tr> <tr><td>9</td><td>3:12.110</td><td style="background-color: green;">49.361</td><td>1:18.826</td><td>1:03.923</td><td>131.2</td><td>27:48.417</td></tr> <tr><td>10</td><td>3:51.594</td><td>1:50.413</td><td>1:17.371</td><td>43.810</td><td>108.9</td><td>31:40.011</td></tr> </table>							1	4:36.075	2:15.632	1:31.259	49.184	91.3	4:36.075	2	2:56.574	52.282	1:20.199	44.093	142.8	7:32.649	3	2:50.261	49.965	1:16.906	43.390	148.1	10:22.910	4	2:51.820	51.036	1:17.014	43.770	146.7	13:14.730	5	2:50.300	49.705	1:16.714	43.881	148.1	16:05.030	6	2:50.312	49.388	1:16.733	44.191	148.0	18:55.342	7	2:50.474	49.449	1:17.048	43.977	147.9	21:45.816	8	2:50.491	49.420	1:16.952	44.119	147.9	24:36.307	9	3:12.110	49.361	1:18.826	1:03.923	131.2	27:48.417	10	3:51.594	1:50.413	1:17.371	43.810	108.9	31:40.011						
1	4:36.075	2:15.632	1:31.259	49.184	91.3	4:36.075																																																																												
2	2:56.574	52.282	1:20.199	44.093	142.8	7:32.649																																																																												
3	2:50.261	49.965	1:16.906	43.390	148.1	10:22.910																																																																												
4	2:51.820	51.036	1:17.014	43.770	146.7	13:14.730																																																																												
5	2:50.300	49.705	1:16.714	43.881	148.1	16:05.030																																																																												
6	2:50.312	49.388	1:16.733	44.191	148.0	18:55.342																																																																												
7	2:50.474	49.449	1:17.048	43.977	147.9	21:45.816																																																																												
8	2:50.491	49.420	1:16.952	44.119	147.9	24:36.307																																																																												
9	3:12.110	49.361	1:18.826	1:03.923	131.2	27:48.417																																																																												
10	3:51.594	1:50.413	1:17.371	43.810	108.9	31:40.011																																																																												
<div style="border: 1px solid black; padding: 5px;"> <b>21</b> Franck TRAYNARD <span style="float: right;">FRA</span>                      AUTOSPORT GP                 </div> <table border="1" style="width: 100%; border-collapse: collapse;"> <tr><td>1</td><td>4:10.588</td><td>1:36.455</td><td>1:41.990</td><td>52.143</td><td>100.6</td><td>4:10.588</td></tr> <tr><td>2</td><td>3:06.091</td><td>53.628</td><td>1:24.272</td><td>48.191</td><td>135.5</td><td>7:16.679</td></tr> <tr><td>3</td><td>3:05.072</td><td>54.066</td><td>1:22.406</td><td>48.600</td><td>136.2</td><td>10:21.751</td></tr> <tr><td>4</td><td>3:00.691</td><td>52.888</td><td>1:21.219</td><td>46.584</td><td>139.5</td><td>13:22.442</td></tr> <tr><td>5</td><td>3:01.298</td><td>54.475</td><td>1:21.249</td><td style="background-color: green;">45.574</td><td>139.1</td><td>16:23.740</td></tr> <tr><td>6</td><td style="background-color: green;">2:57.364</td><td style="background-color: green;">51.295</td><td style="background-color: green;">1:20.055</td><td>46.014</td><td>142.2</td><td>19:21.104</td></tr> <tr><td>7</td><td>3:08.722</td><td>51.568</td><td>1:23.048</td><td>54.106</td><td>133.6</td><td>22:29.826</td></tr> <tr><td>8</td><td>5:03.774</td><td>2:49.312</td><td>1:24.193</td><td>50.269</td><td>83.0</td><td>27:33.600</td></tr> <tr><td>9</td><td>3:30.380</td><td style="background-color: blue;">56.865</td><td>1:24.881</td><td>1:08.634</td><td>119.9</td><td>31:03.980</td></tr> </table>							1	4:10.588	1:36.455	1:41.990	52.143	100.6	4:10.588	2	3:06.091	53.628	1:24.272	48.191	135.5	7:16.679	3	3:05.072	54.066	1:22.406	48.600	136.2	10:21.751	4	3:00.691	52.888	1:21.219	46.584	139.5	13:22.442	5	3:01.298	54.475	1:21.249	45.574	139.1	16:23.740	6	2:57.364	51.295	1:20.055	46.014	142.2	19:21.104	7	3:08.722	51.568	1:23.048	54.106	133.6	22:29.826	8	5:03.774	2:49.312	1:24.193	50.269	83.0	27:33.600	9	3:30.380	56.865	1:24.881	1:08.634	119.9	31:03.980													
1	4:10.588	1:36.455	1:41.990	52.143	100.6	4:10.588																																																																												
2	3:06.091	53.628	1:24.272	48.191	135.5	7:16.679																																																																												
3	3:05.072	54.066	1:22.406	48.600	136.2	10:21.751																																																																												
4	3:00.691	52.888	1:21.219	46.584	139.5	13:22.442																																																																												
5	3:01.298	54.475	1:21.249	45.574	139.1	16:23.740																																																																												
6	2:57.364	51.295	1:20.055	46.014	142.2	19:21.104																																																																												
7	3:08.722	51.568	1:23.048	54.106	133.6	22:29.826																																																																												
8	5:03.774	2:49.312	1:24.193	50.269	83.0	27:33.600																																																																												
9	3:30.380	56.865	1:24.881	1:08.634	119.9	31:03.980																																																																												
<div style="border: 1px solid black; padding: 5px;"> <b>23</b> Denis GIBAUD <span style="float: right;">FRA</span>                      MILAN COMPETITION                 </div> <table border="1" style="width: 100%; border-collapse: collapse;"> <tr><td>1</td><td>3:17.757</td><td>50.500</td><td>1:37.815</td><td>49.442</td><td>127.5</td><td>3:17.757</td></tr> <tr><td>2</td><td>2:56.634</td><td>53.168</td><td>1:19.123</td><td>44.343</td><td>142.7</td><td>6:14.391</td></tr> <tr><td>3</td><td>2:51.808</td><td>50.831</td><td>1:16.909</td><td>44.068</td><td>146.8</td><td>9:06.199</td></tr> <tr><td>4</td><td>2:51.262</td><td>50.417</td><td>1:16.985</td><td>43.860</td><td>147.2</td><td>11:57.461</td></tr> <tr><td>5</td><td>2:50.468</td><td>49.873</td><td style="background-color: green;">1:16.677</td><td>43.918</td><td>147.9</td><td>14:47.929</td></tr> <tr><td>6</td><td>3:20.584</td><td style="background-color: blue;">53.692</td><td>1:24.926</td><td>1:01.966</td><td>125.7</td><td>18:08.513</td></tr> <tr><td>7</td><td>4:41.072</td><td>2:37.145</td><td>1:17.984</td><td>45.943</td><td>89.7</td><td>22:49.585</td></tr> <tr><td>8</td><td>2:53.883</td><td>50.946</td><td>1:17.437</td><td>45.500</td><td>145.0</td><td>25:43.468</td></tr> <tr><td>9</td><td>2:51.132</td><td>50.661</td><td>1:16.749</td><td>43.722</td><td>147.3</td><td>28:34.600</td></tr> <tr><td>10</td><td style="background-color: green;">2:50.235</td><td style="background-color: green;">49.842</td><td>1:16.746</td><td style="background-color: green;">43.647</td><td>148.1</td><td>31:24.835</td></tr> </table>							1	3:17.757	50.500	1:37.815	49.442	127.5	3:17.757	2	2:56.634	53.168	1:19.123	44.343	142.7	6:14.391	3	2:51.808	50.831	1:16.909	44.068	146.8	9:06.199	4	2:51.262	50.417	1:16.985	43.860	147.2	11:57.461	5	2:50.468	49.873	1:16.677	43.918	147.9	14:47.929	6	3:20.584	53.692	1:24.926	1:01.966	125.7	18:08.513	7	4:41.072	2:37.145	1:17.984	45.943	89.7	22:49.585	8	2:53.883	50.946	1:17.437	45.500	145.0	25:43.468	9	2:51.132	50.661	1:16.749	43.722	147.3	28:34.600	10	2:50.235	49.842	1:16.746	43.647	148.1	31:24.835						
1	3:17.757	50.500	1:37.815	49.442	127.5	3:17.757																																																																												
2	2:56.634	53.168	1:19.123	44.343	142.7	6:14.391																																																																												
3	2:51.808	50.831	1:16.909	44.068	146.8	9:06.199																																																																												
4	2:51.262	50.417	1:16.985	43.860	147.2	11:57.461																																																																												
5	2:50.468	49.873	1:16.677	43.918	147.9	14:47.929																																																																												
6	3:20.584	53.692	1:24.926	1:01.966	125.7	18:08.513																																																																												
7	4:41.072	2:37.145	1:17.984	45.943	89.7	22:49.585																																																																												
8	2:53.883	50.946	1:17.437	45.500	145.0	25:43.468																																																																												
9	2:51.132	50.661	1:16.749	43.722	147.3	28:34.600																																																																												
10	2:50.235	49.842	1:16.746	43.647	148.1	31:24.835																																																																												
<div style="border: 1px solid black; padding: 5px;"> <b>25</b> Jean-Philippe LIGIER <span style="float: right;">FRA</span>                      VICTEAM                 </div> <table border="1" style="width: 100%; border-collapse: collapse;"> <tr><td>1</td><td>4:18.943</td><td>1:42.681</td><td>1:43.478</td><td>52.784</td><td>97.4</td><td>4:18.943</td></tr> <tr><td>2</td><td>2:54.702</td><td>52.575</td><td>1:17.941</td><td>44.186</td><td>144.3</td><td>7:13.645</td></tr> <tr><td>3</td><td>2:49.916</td><td>50.144</td><td style="background-color: green;">1:16.407</td><td>43.365</td><td>148.4</td><td>10:03.561</td></tr> <tr><td>4</td><td>2:49.573</td><td>49.516</td><td>1:16.506</td><td>43.551</td><td>148.7</td><td>12:53.134</td></tr> <tr><td>5</td><td>2:49.235</td><td>49.298</td><td>1:16.476</td><td>43.461</td><td>149.0</td><td>15:42.369</td></tr> <tr><td>6</td><td>2:50.646</td><td>49.176</td><td>1:18.190</td><td>43.280</td><td>147.8</td><td>18:33.015</td></tr> <tr><td>7</td><td style="background-color: green;">2:49.096</td><td style="background-color: green;">48.883</td><td>1:16.949</td><td style="background-color: green;">43.264</td><td>149.1</td><td>21:22.111</td></tr> <tr><td>8</td><td>2:49.446</td><td>49.322</td><td>1:16.471</td><td>43.653</td><td>148.8</td><td>24:11.557</td></tr> <tr><td>9</td><td>3:04.681</td><td>49.104</td><td>1:21.298</td><td>54.279</td><td>136.5</td><td>27:16.238</td></tr> </table>							1	4:18.943	1:42.681	1:43.478	52.784	97.4	4:18.943	2	2:54.702	52.575	1:17.941	44.186	144.3	7:13.645	3	2:49.916	50.144	1:16.407	43.365	148.4	10:03.561	4	2:49.573	49.516	1:16.506	43.551	148.7	12:53.134	5	2:49.235	49.298	1:16.476	43.461	149.0	15:42.369	6	2:50.646	49.176	1:18.190	43.280	147.8	18:33.015	7	2:49.096	48.883	1:16.949	43.264	149.1	21:22.111	8	2:49.446	49.322	1:16.471	43.653	148.8	24:11.557	9	3:04.681	49.104	1:21.298	54.279	136.5	27:16.238													
1	4:18.943	1:42.681	1:43.478	52.784	97.4	4:18.943																																																																												
2	2:54.702	52.575	1:17.941	44.186	144.3	7:13.645																																																																												
3	2:49.916	50.144	1:16.407	43.365	148.4	10:03.561																																																																												
4	2:49.573	49.516	1:16.506	43.551	148.7	12:53.134																																																																												
5	2:49.235	49.298	1:16.476	43.461	149.0	15:42.369																																																																												
6	2:50.646	49.176	1:18.190	43.280	147.8	18:33.015																																																																												
7	2:49.096	48.883	1:16.949	43.264	149.1	21:22.111																																																																												
8	2:49.446	49.322	1:16.471	43.653	148.8	24:11.557																																																																												
9	3:04.681	49.104	1:21.298	54.279	136.5	27:16.238																																																																												
<div style="border: 1px solid black; padding: 5px;"> <b>34</b> Clement MATEU <span style="float: right;">FRA</span>                      MOTORSPORT DEVELOPPEMENT                 </div> <table border="1" style="width: 100%; border-collapse: collapse;"> <tr><td>1</td><td>4:09.115</td><td>1:35.773</td><td>1:41.586</td><td>51.756</td><td>101.2</td><td>4:09.115</td></tr> <tr><td>2</td><td>2:55.968</td><td>52.826</td><td>1:18.358</td><td>44.784</td><td>143.3</td><td>7:05.083</td></tr> <tr><td>3</td><td>2:50.941</td><td>50.692</td><td style="background-color: green;">1:16.428</td><td style="background-color: green;">43.821</td><td>147.5</td><td>9:56.024</td></tr> <tr><td>4</td><td>2:50.906</td><td>50.015</td><td>1:17.029</td><td>43.862</td><td>147.5</td><td>12:46.930</td></tr> <tr><td>5</td><td>2:51.302</td><td>49.719</td><td>1:17.661</td><td>43.922</td><td>147.2</td><td>15:38.232</td></tr> <tr><td>6</td><td>3:03.232</td><td>54.190</td><td>1:24.278</td><td>44.764</td><td>137.6</td><td>18:41.464</td></tr> <tr><td>7</td><td>2:58.837</td><td style="background-color: blue;">50.216</td><td>1:17.336</td><td>51.285</td><td>141.0</td><td>21:40.301</td></tr> <tr><td>8</td><td>5:03.447</td><td>3:02.098</td><td>1:17.352</td><td>43.997</td><td>83.1</td><td>26:43.748</td></tr> <tr><td>9</td><td>2:52.775</td><td>49.611</td><td>1:18.849</td><td>44.315</td><td>145.9</td><td>29:36.523</td></tr> <tr><td>10</td><td style="background-color: green;">2:50.832</td><td style="background-color: green;">49.438</td><td>1:17.382</td><td>44.012</td><td>147.6</td><td>32:27.355</td></tr> </table>							1	4:09.115	1:35.773	1:41.586	51.756	101.2	4:09.115	2	2:55.968	52.826	1:18.358	44.784	143.3	7:05.083	3	2:50.941	50.692	1:16.428	43.821	147.5	9:56.024	4	2:50.906	50.015	1:17.029	43.862	147.5	12:46.930	5	2:51.302	49.719	1:17.661	43.922	147.2	15:38.232	6	3:03.232	54.190	1:24.278	44.764	137.6	18:41.464	7	2:58.837	50.216	1:17.336	51.285	141.0	21:40.301	8	5:03.447	3:02.098	1:17.352	43.997	83.1	26:43.748	9	2:52.775	49.611	1:18.849	44.315	145.9	29:36.523	10	2:50.832	49.438	1:17.382	44.012	147.6	32:27.355						
1	4:09.115	1:35.773	1:41.586	51.756	101.2	4:09.115																																																																												
2	2:55.968	52.826	1:18.358	44.784	143.3	7:05.083																																																																												
3	2:50.941	50.692	1:16.428	43.821	147.5	9:56.024																																																																												
4	2:50.906	50.015	1:17.029	43.862	147.5	12:46.930																																																																												
5	2:51.302	49.719	1:17.661	43.922	147.2	15:38.232																																																																												
6	3:03.232	54.190	1:24.278	44.764	137.6	18:41.464																																																																												
7	2:58.837	50.216	1:17.336	51.285	141.0	21:40.301																																																																												
8	5:03.447	3:02.098	1:17.352	43.997	83.1	26:43.748																																																																												
9	2:52.775	49.611	1:18.849	44.315	145.9	29:36.523																																																																												
10	2:50.832	49.438	1:17.382	44.012	147.6	32:27.355																																																																												
<div style="border: 1px solid black; padding: 5px;"> <b>41</b> Peter SCHARMACH <span style="float: right;">NZL</span>                      TEAM SESTERHEIN                 </div> <table border="1" style="width: 100%; border-collapse: collapse;"> <tr><td>1</td><td>4:50.072</td><td>2:00.612</td><td>1:40.601</td><td>1:08.859</td><td>86.9</td><td>4:50.072</td></tr> <tr><td>2</td><td>2:50.791</td><td>49.837</td><td style="background-color: green;">1:16.842</td><td>44.112</td><td>147.6</td><td>7:40.863</td></tr> <tr><td>3</td><td style="background-color: green;">2:49.540</td><td style="background-color: green;">49.043</td><td>1:16.939</td><td style="background-color: green;">43.558</td><td>148.7</td><td>10:30.403</td></tr> <tr><td>4</td><td>2:50.080</td><td>49.412</td><td>1:16.965</td><td>43.703</td><td>148.2</td><td>13:20.483</td></tr> <tr><td>5</td><td>4:56.029</td><td style="background-color: blue;">1:37.968</td><td>1:37.991</td><td>1:40.070</td><td>85.2</td><td>18:16.512</td></tr> <tr><td>6</td><td>5:41.051</td><td>3:29.743</td><td>1:25.547</td><td>45.761</td><td>73.9</td><td>23:57.563</td></tr> <tr><td>7</td><td>2:50.217</td><td>49.198</td><td>1:16.862</td><td>44.157</td><td>148.1</td><td>26:47.780</td></tr> <tr><td>8</td><td>2:50.360</td><td>49.246</td><td>1:17.345</td><td>43.769</td><td>148.0</td><td>29:38.140</td></tr> <tr><td>9</td><td>2:51.128</td><td>49.524</td><td>1:17.154</td><td>44.450</td><td>147.3</td><td>32:29.268</td></tr> </table>							1	4:50.072	2:00.612	1:40.601	1:08.859	86.9	4:50.072	2	2:50.791	49.837	1:16.842	44.112	147.6	7:40.863	3	2:49.540	49.043	1:16.939	43.558	148.7	10:30.403	4	2:50.080	49.412	1:16.965	43.703	148.2	13:20.483	5	4:56.029	1:37.968	1:37.991	1:40.070	85.2	18:16.512	6	5:41.051	3:29.743	1:25.547	45.761	73.9	23:57.563	7	2:50.217	49.198	1:16.862	44.157	148.1	26:47.780	8	2:50.360	49.246	1:17.345	43.769	148.0	29:38.140	9	2:51.128	49.524	1:17.154	44.450	147.3	32:29.268													
1	4:50.072	2:00.612	1:40.601	1:08.859	86.9	4:50.072																																																																												
2	2:50.791	49.837	1:16.842	44.112	147.6	7:40.863																																																																												
3	2:49.540	49.043	1:16.939	43.558	148.7	10:30.403																																																																												
4	2:50.080	49.412	1:16.965	43.703	148.2	13:20.483																																																																												
5	4:56.029	1:37.968	1:37.991	1:40.070	85.2	18:16.512																																																																												
6	5:41.051	3:29.743	1:25.547	45.761	73.9	23:57.563																																																																												
7	2:50.217	49.198	1:16.862	44.157	148.1	26:47.780																																																																												
8	2:50.360	49.246	1:17.345	43.769	148.0	29:38.140																																																																												
9	2:51.128	49.524	1:17.154	44.450	147.3	32:29.268																																																																												
<div style="border: 1px solid black; padding: 5px;"> <b>44</b> Veenesh SHUNKER <span style="float: right;">FRA</span>                      CVS AUTO BY T2CM                 </div> <table border="1" style="width: 100%; border-collapse: collapse;"> <tr><td>1</td><td>3:25.423</td><td>1:08.981</td><td>1:29.804</td><td>46.638</td><td>122.7</td><td>3:25.423</td></tr> <tr><td>2</td><td>2:54.820</td><td>51.944</td><td>1:18.072</td><td>44.804</td><td>144.2</td><td>6:20.243</td></tr> <tr><td>3</td><td>2:53.415</td><td>51.467</td><td style="background-color: green;">1:17.419</td><td>44.529</td><td>145.4</td><td>9:13.658</td></tr> <tr><td>4</td><td>2:53.976</td><td>51.171</td><td>1:17.941</td><td>44.864</td><td>144.9</td><td>12:07.634</td></tr> <tr><td>5</td><td>2:53.692</td><td>51.517</td><td>1:17.750</td><td style="background-color: green;">44.425</td><td>145.2</td><td>15:01.326</td></tr> <tr><td>6</td><td>3:08.988</td><td style="background-color: blue;">51.467</td><td>1:17.850</td><td>59.671</td><td>133.4</td><td>18:10.314</td></tr> <tr><td>7</td><td>4:41.008</td><td>2:36.761</td><td>1:18.678</td><td>45.569</td><td>89.7</td><td>22:51.322</td></tr> <tr><td>8</td><td>2:53.485</td><td>50.761</td><td>1:17.941</td><td>44.783</td><td>145.3</td><td>25:44.807</td></tr> <tr><td>9</td><td style="background-color: green;">2:53.225</td><td style="background-color: green;">50.572</td><td>1:17.966</td><td>44.687</td><td>145.6</td><td>28:38.032</td></tr> <tr><td>10</td><td>2:53.379</td><td>50.759</td><td>1:17.909</td><td>44.711</td><td>145.4</td><td>31:31.411</td></tr> </table>							1	3:25.423	1:08.981	1:29.804	46.638	122.7	3:25.423	2	2:54.820	51.944	1:18.072	44.804	144.2	6:20.243	3	2:53.415	51.467	1:17.419	44.529	145.4	9:13.658	4	2:53.976	51.171	1:17.941	44.864	144.9	12:07.634	5	2:53.692	51.517	1:17.750	44.425	145.2	15:01.326	6	3:08.988	51.467	1:17.850	59.671	133.4	18:10.314	7	4:41.008	2:36.761	1:18.678	45.569	89.7	22:51.322	8	2:53.485	50.761	1:17.941	44.783	145.3	25:44.807	9	2:53.225	50.572	1:17.966	44.687	145.6	28:38.032	10	2:53.379	50.759	1:17.909	44.711	145.4	31:31.411						
1	3:25.423	1:08.981	1:29.804	46.638	122.7	3:25.423																																																																												
2	2:54.820	51.944	1:18.072	44.804	144.2	6:20.243																																																																												
3	2:53.415	51.467	1:17.419	44.529	145.4	9:13.658																																																																												
4	2:53.976	51.171	1:17.941	44.864	144.9	12:07.634																																																																												
5	2:53.692	51.517	1:17.750	44.425	145.2	15:01.326																																																																												
6	3:08.988	51.467	1:17.850	59.671	133.4	18:10.314																																																																												
7	4:41.008	2:36.761	1:18.678	45.569	89.7	22:51.322																																																																												
8	2:53.485	50.761	1:17.941	44.783	145.3	25:44.807																																																																												
9	2:53.225	50.572	1:17.966	44.687	145.6	28:38.032																																																																												
10	2:53.379	50.759	1:17.909	44.711	145.4	31:31.411																																																																												
<div style="border: 1px solid black; padding: 5px;"> <b>64</b> Eric TREMOULET <span style="float: right;">FRA</span>                      VICTEAM                 </div> <table border="1" style="width: 100%; border-collapse: collapse;"> <tr><td>1</td><td>4:18.943</td><td>1:42.681</td><td>1:43.478</td><td>52.784</td><td>97.4</td><td>4:18.943</td></tr> <tr><td>2</td><td>2:54.702</td><td>52.575</td><td>1:17.941</td><td>44.186</td><td>144.3</td><td>7:13.645</td></tr> <tr><td>3</td><td>2:49.916</td><td>50.144</td><td style="background-color: green;">1:16.407</td><td>43.365</td><td>148.4</td><td>10:03.561</td></tr> <tr><td>4</td><td>2:49.573</td><td>49.516</td><td>1:16.506</td><td>43.551</td><td>148.7</td><td>12:53.134</td></tr> <tr><td>5</td><td>2:49.235</td><td>49.298</td><td>1:16.476</td><td>43.461</td><td>149.0</td><td>15:42.369</td></tr> <tr><td>6</td><td>2:50.646</td><td>49.176</td><td>1:18.190</td><td>43.280</td><td>147.8</td><td>18:33.015</td></tr> <tr><td>7</td><td style="background-color: green;">2:49.096</td><td style="background-color: green;">48.883</td><td>1:16.949</td><td style="background-color: green;">43.264</td><td>149.1</td><td>21:22.111</td></tr> <tr><td>8</td><td>2:49.446</td><td>49.322</td><td>1:16.471</td><td>43.653</td><td>148.8</td><td>24:11.557</td></tr> <tr><td>9</td><td>3:04.681</td><td>49.104</td><td>1:21.298</td><td>54.279</td><td>136.5</td><td>27:16.238</td></tr> </table>							1	4:18.943	1:42.681	1:43.478	52.784	97.4	4:18.943	2	2:54.702	52.575	1:17.941	44.186	144.3	7:13.645	3	2:49.916	50.144	1:16.407	43.365	148.4	10:03.561	4	2:49.573	49.516	1:16.506	43.551	148.7	12:53.134	5	2:49.235	49.298	1:16.476	43.461	149.0	15:42.369	6	2:50.646	49.176	1:18.190	43.280	147.8	18:33.015	7	2:49.096	48.883	1:16.949	43.264	149.1	21:22.111	8	2:49.446	49.322	1:16.471	43.653	148.8	24:11.557	9	3:04.681	49.104	1:21.298	54.279	136.5	27:16.238													
1	4:18.943	1:42.681	1:43.478	52.784	97.4	4:18.943																																																																												
2	2:54.702	52.575	1:17.941	44.186	144.3	7:13.645																																																																												
3	2:49.916	50.144	1:16.407	43.365	148.4	10:03.561																																																																												
4	2:49.573	49.516	1:16.506	43.551	148.7	12:53.134																																																																												
5	2:49.235	49.298	1:16.476	43.461	149.0	15:42.369																																																																												
6	2:50.646	49.176	1:18.190	43.280	147.8	18:33.015																																																																												
7	2:49.096	48.883	1:16.949	43.264	149.1	21:22.111																																																																												
8	2:49.446	49.322	1:16.471	43.653	148.8	24:11.557																																																																												
9	3:04.681	49.104	1:21.298	54.279	136.5	27:16.238																																																																												



## CLIO CUP FRANCE SPA EURO RACE 2014 COLLECTIVE TESTS 2

### Analysis

■ Personal Best   
 ■ Session Best   
 B Crossing the finish line in pit lane

Lap	Time	Sector 1	Sector 2	Sector 3	Kph	Elapsed	Lap	Time	Sector 1	Sector 2	Sector 3	Kph	Elapsed
1	4:31.223	2:01.066	1:37.662	52.495	93.0	4:31.223							
2	2:48.881	49.347	1:16.276	43.258	149.3	7:20.104							
3	2:49.484	50.470	1:16.044	42.970	148.8	10:09.588							
4	2:47.610	48.998	1:15.540	43.072	150.4	12:57.198							
5	2:47.701	48.451	1:15.803	43.447	150.4	15:44.899							
6	2:47.662	48.377	1:15.883	43.402	150.4	18:32.561							
7	2:48.376	48.793	1:16.271	43.312	149.7	21:20.937							
8	3:22.902 <b>B</b>	53.429	1:26.389	1:03.084	124.3	24:43.839							


65 Patrick PERRIN		FRA					
CARMINE							
1	4:22.616	1:48.538	1:40.195	53.883	96.0	4:22.616	
2	2:54.779	50.848	1:17.676	46.255	144.3	7:17.395	
3	2:56.880	53.254	1:18.818	44.808	142.5	10:14.275	
4	2:52.478	50.319	1:17.774	44.385	146.2	13:06.753	
5	2:53.474	50.382	1:18.217	44.875	145.3	16:00.227	
6	3:05.699 <b>B</b>	49.997	1:18.032	57.670	135.8	19:05.926	
7	4:39.185	2:26.382	1:26.616	46.187	90.3	23:45.111	
8	3:08.901 <b>B</b>	50.402	1:19.125	59.374	133.5	26:54.012	

69 Jérémy CURTY		FRA					
CARMINE							
1	4:21.081	1:46.949	1:40.983	53.149	96.6	4:21.081	
2	2:55.790	51.418	1:17.558	46.814	143.4	7:16.871	
3	2:52.468	51.488	1:16.682	44.298	146.2	10:09.339	
4	2:52.460	52.121	1:16.558	43.781	146.2	13:01.799	
5	2:49.741	50.108	1:16.475	43.158	148.5	15:51.540	
6	2:51.050	50.408	1:16.629	44.013	147.4	18:42.590	
7	3:05.158 <b>B</b>	51.629	1:20.732	52.797	136.2	21:47.748	
8	3:43.555	1:39.303	1:19.804	44.448	112.8	25:31.303	
9	2:51.406	50.037	1:16.785	44.584	147.1	28:22.709	
10	3:02.110	50.206	1:26.114	45.790	138.5	31:24.819	

95 Olivier JOUFFRET		FRA					
VICTEAM							
1	4:24.112	1:51.251	1:39.562	53.299	95.5	4:24.112	
2	2:53.641	50.656	1:17.910	45.075	145.2	7:17.753	
3	2:52.324	52.496	1:16.003	43.825	146.3	10:10.077	
4	2:50.059	48.922	1:17.950	43.187	148.3	13:00.136	
5	2:48.517	49.138	1:15.866	43.513	149.6	15:48.653	
6	2:48.450	48.669	1:16.394	43.387	149.7	18:37.103	
7	3:33.061 <b>B</b>	1:04.251	1:29.447	59.363	118.3	22:10.164	

99 Jean-Laurent NAVARRO		FRA					
MOTORSPORT DÉVELOPPEMENT							
1	4:12.140	1:41.076	1:38.179	52.885	100.0	4:12.140	
2	2:57.988	51.878	1:20.982	45.128	141.7	7:10.128	
3	2:52.701	51.665	1:17.144	43.892	146.0	10:02.829	
4	2:51.448	50.345	1:17.283	43.820	147.1	12:54.277	
5	2:50.922	49.493	1:16.825	44.604	147.5	15:45.199	
6	2:50.091	49.704	1:16.474	43.913	148.2	18:35.290	
7	2:50.764	49.667	1:17.214	43.883	147.7	21:26.054	
8	2:51.973	49.878	1:17.640	44.455	146.6	24:18.027	
9	3:16.349	55.305	1:32.448	48.596	128.4	27:34.376	
10	2:52.312	49.938	1:18.017	44.357	146.3	30:26.688	





**CLIO CUP FRANCE**  
SPA EURO RACE 2014  
QUALIFYING 1

Final Classification

Nr.	Driver	Nat	Team	Car	Time	Lap	Total	Gap	Kph	
1	64 Eric TREMOULET	FRA	VICTEAM	GL	<b>2:47.034</b>	4	7	-	-	<b>151.0</b>
2	7 Nicolas MILAN	FRA	MILAN COMPÉTITION	GL	<b>2:47.412</b>	3	6	+0.378	+0.378	<b>150.6</b>
3	4 Xavier FOUINEAU	FRA	MILAN COMPÉTITION	GL	<b>2:47.448</b>	3	6	+0.414	+0.036	<b>150.6</b>
4	3 Benoît CASTAGNE	FRA	RAIWOIT MONDOLO RACING	GL	<b>2:47.803</b>	5	7	+0.769	+0.355	<b>150.3</b>
5	33 Denis BERNARDI	FRA	SPORTECH RACING	R	<b>2:47.969</b>	4	6	+0.935	+0.166	<b>150.1</b>
6	25 Jean-Philippe LIGIER	FRA	VICTEAM	R	<b>2:48.070</b>	5	7	+1.036	+0.101	<b>150.0</b>
7	9 Antoine BOULAY	FRA	AUTOSPORT GP	GTL	<b>2:48.257</b>	4	7	+1.223	+0.187	<b>149.9</b>
8	14 Julien NEVEU	FRA	AUTOSPORT GP	GL	<b>2:48.512</b>	4	7	+1.478	+0.255	<b>149.6</b>
9	5 Jean-Philippe LAMIC	FRA	VICTEAM	GL	<b>2:48.712</b>	6	7	+1.678	+0.200	<b>149.5</b>
10	34 Clement MATEU	FRA	MOTORSPORT DÉVELOPPEMENT	R	<b>2:48.749</b>	4	7	+1.715	+0.037	<b>149.4</b>
11	8 Sami LUKA	BEL	MILAN COMPÉTITION	GL	<b>2:48.898</b>	3	7	+1.864	+0.149	<b>149.3</b>
12	95 Olivier JOUFFRET	FRA	VICTEAM	R	<b>2:49.140</b>	4	7	+2.106	+0.242	<b>149.1</b>
13	1 Pascal ARELLANO	FRA	T2CM	R	<b>2:49.290</b>	4	7	+2.256	+0.150	<b>148.9</b>
14	69 Jérémy CURTY	FRA	CARMINE	R	<b>2:49.527</b>	5	7	+2.493	+0.237	<b>148.7</b>
15	99 Jean-Laurent NAVARRO	FRA	MOTORSPORT DÉVELOPPEMENT	R	<b>2:49.772</b>	7	7	+2.738	+0.245	<b>148.5</b>
16	23 Denis GIBAUD	FRA	MILAN COMPETITION	GTL	<b>2:50.087</b>	7	7	+3.053	+0.315	<b>148.2</b>
17	41 Peter SCHARMACH	NZL	TEAM SESTERHEIM	GL	<b>2:50.219</b>	6	7	+3.185	+0.132	<b>148.1</b>
18	6 Jacques FABREGAT	FRA	MILAN COMPÉTITION	GTL	<b>2:50.868</b>	7	7	+3.834	+0.649	<b>147.6</b>
19	12 Emmanuel RAFFIN	FRA	AUTOSPORT GP	GTL	<b>2:51.623</b>	4	5	+4.589	+0.755	<b>146.9</b>
20	44 Veenuh SHUNKER	FRA	CVS AUTO BY T2CM	R	<b>2:51.892</b>	3	7	+4.858	+0.269	<b>146.7</b>
21	21 Franck TRAYNARD	FRA	AUTOSPORT GP	GTL	<b>2:52.919</b>	7	7	+5.885	+1.027	<b>145.8</b>
22	65 Patrick PERRIN	FRA	CARMINE	GTL	<b>2:53.815</b>	4	5	+6.781	+0.896	<b>145.1</b>

<b>Fastest Lap</b>	Lap 4	Eric TREMOULET	<b>2:47.034</b>	151.0 Kph
--------------------	-------	----------------	-----------------	-----------

SOME LAP TIMES FOR CARS N° 9, 12, 21, 23, 44, 65, 99 DELETED DUE TO TRACK LIMITS.


Published at: .....

Track Status:

**DRY**

Stewards:


Timekeeper:



**CLIO CUP FRANCE**  
**SPA EURO RACE 2014**  
**QUALIFYING 1**

**Best Sector Times**


SECTOR 1			SECTOR 2			SECTOR 3			Pos	Driver	Ideal Lap	Best Lap
Pos	Driver	Time	Driver	Time	Driver	Time						
1	64 E.TREMOULET	48.094	4 X.FOUINEAU	1:14.971	95 O.JOUFFRET	43.081	1	64 E.TREMOULET	2'46.456	2:47.034	(1)	
2	3 B.CASTAGNE	48.500	7 N.MILAN	1:15.066	33 D.BERNARDI	43.156	2	4 X.FOUINEAU	2'46.900	2:47.448	(3)	
3	4 X.FOUINEAU	48.698	64 E.TREMOULET	1:15.091	4 X.FOUINEAU	43.231	3	7 N.MILAN	2'47.232	2:47.412	(2)	
4	33 D.BERNARDI	48.700	3 B.CASTAGNE	1:15.362	9 A.BOULAY	43.255	4	3 B.CASTAGNE	2'47.373	2:47.803	(4)	
5	25 J.LIGIER	48.709	9 A.BOULAY	1:15.581	64 E.TREMOULET	43.271	5	9 A.BOULAY	2'47.732	2:48.257	(7)	
6	7 N.MILAN	48.789	8 S.LUKA	1:15.727	5 J.LAMIC	43.368	6	33 D.BERNARDI	2'47.798	2:47.969	(5)	
7	9 A.BOULAY	48.896	23 D.GIBAUD	1:15.735	25 J.LIGIER	43.371	7	25 J.LIGIER	2'48.070	2:48.070	(6)	
8	14 J.NEVEU	48.979	14 J.NEVEU	1:15.803	7 N.MILAN	43.377	8	14 J.NEVEU	2'48.181	2:48.512	(8)	
9	41 P.SCHARMACH	49.070	33 D.BERNARDI	1:15.942	14 J.NEVEU	43.399	9	95 O.JOUFFRET	2'48.426	2:49.140	(12)	
10	1 P.ARELLANO	49.134	34 C.MATEU	1:15.945	34 C.MATEU	43.456	10	5 J.LAMIC	2'48.524	2:48.712	(9)	
11	8 S.LUKA	49.182	5 J.LAMIC	1:15.947	3 B.CASTAGNE	43.511	11	8 S.LUKA	2'48.621	2:48.898	(11)	
12	5 J.LAMIC	49.209	69 J.CURTY	1:15.966	1 P.ARELLANO	43.518	12	34 C.MATEU	2'48.658	2:48.749	(10)	
13	95 O.JOUFFRET	49.242	25 J.LIGIER	1:15.990	41 P.SCHARMACH	43.593	13	1 P.ARELLANO	2'48.812	2:49.290	(13)	
14	99 J.NAVARRO	49.250	99 J.NAVARRO	1:16.090	69 J.CURTY	43.604	14	69 J.CURTY	2'49.012	2:49.527	(14)	
15	34 C.MATEU	49.257	95 O.JOUFFRET	1:16.103	8 S.LUKA	43.712	15	99 J.NAVARRO	2'49.070	2:49.772	(15)	
16	69 J.CURTY	49.442	1 P.ARELLANO	1:16.160	6 J.FABREGAT	43.725	16	23 D.GIBAUD	2'49.343	2:50.087	(16)	
17	6 J.FABREGAT	49.599	44 V.SHUNKER	1:16.584	99 J.NAVARRO	43.730	17	41 P.SCHARMACH	2'49.499	2:50.219	(17)	
18	21 F.TRAYNARD	49.695	12 E.RAFFIN	1:16.724	23 D.GIBAUD	43.767	18	6 J.FABREGAT	2'50.698	2:50.868	(18)	
19	23 D.GIBAUD	49.841	41 P.SCHARMACH	1:16.836	12 E.RAFFIN	43.910	19	12 E.RAFFIN	2'51.029	2:51.623	(19)	
20	65 P.PERRIN	50.049	6 J.FABREGAT	1:17.374	44 V.SHUNKER	44.011	20	44 V.SHUNKER	2'51.292	2:51.892	(20)	
21	12 E.RAFFIN	50.395	21 F.TRAYNARD	1:18.170	21 F.TRAYNARD	44.146	21	21 F.TRAYNARD	2'52.011	2:52.919	(21)	
22	44 V.SHUNKER	50.697	65 P.PERRIN	1:18.553	65 P.PERRIN	45.213	22	65 P.PERRIN	2'53.815	2:53.815	(22)	



**CLIO CUP FRANCE**  
**SPA EURO RACE 2014**  
**QUALIFYING 1**

**Fastest Lap Sequence**

Practice Time	Driver	Team	Car	Class	Time	Kph	Lap
6:22.964	7 Nicolas MILAN	MILAN COMPÉTITION		GL	<b>2:48.016</b>	150.1	2
9:10.376	7 Nicolas MILAN	MILAN COMPÉTITION		GL	<b>2:47.412</b>	150.6	3
12:14.961	64 Eric TREMOULET	VICTEAM		GL	<b>2:47.034</b>	151.0	4




## CLIO CUP FRANCE SPA EURO RACE 2014 QUALIFYING 1

### Analysis

■ Personal Best   
 ■ Session Best   
 ■ B Crossing the finish line in pit lane

Lap	Time	Sector 1	Sector 2	Sector 3	Kph	Elapsed	Lap	Time	Sector 1	Sector 2	Sector 3	Kph	Elapsed	
<b>1</b>	<b>Pascal ARELLANO</b> T2CM						FRA	4	2:47.654	<span style="color: green;">48.789</span>	1:15.413	43.452	150.4	11:58.030
	1	3:56.425	1:17.211	1:44.636	54.578	106.6	5	2:47.675	48.937	<span style="color: green;">1:15.066</span>	43.672	150.4	14:45.705	
	2	2:50.514	50.178	1:16.818	<span style="color: green;">43.518</span>	147.9	6	3:50.957 <b>B</b>	51.724	1:43.103	1:16.130	109.2	18:36.662	
	3	2:49.859	49.689	1:16.578	43.592	148.4								
	4	<span style="color: green;">2:49.290</span>	49.280	1:16.330	43.680	148.9								
	5	2:49.815	49.620	1:16.242	43.953	148.5								
	6	2:51.221	<span style="color: green;">49.134</span>	1:17.739	44.348	147.3								
	7	2:49.627	49.517	<span style="color: green;">1:16.160</span>	43.950	148.6								
<b>3</b>	<b>Benoit CASTAGNE</b> RAIWOIT MONDOLO RACING						FRA							
	1	4:17.576	1:46.584	1:39.791	51.201	97.9								
	2	2:49.405	49.384	1:16.510	<span style="color: green;">43.511</span>	148.8								
	3	2:51.575	51.211	1:16.744	43.620	147.0								
	4	2:48.994	49.130	1:16.197	43.667	149.2								
	5	<span style="color: green;">2:47.803</span>	<span style="color: green;">48.500</span>	1:15.549	43.754	150.3								
	6	2:48.736	49.243	1:15.440	44.053	149.4								
	7	2:48.118	48.912	<span style="color: green;">1:15.362</span>	43.844	150.0								
<b>4</b>	<b>Xavier FOUINEAU</b> MILAN COMPÉTITION						FRA							
	1	3:35.402	54.018	1:35.313	1:06.071	117.1								
	2	2:48.384	49.681	1:15.472	<span style="color: green;">43.231</span>	149.7								
	3	<span style="color: green;">2:47.448</span>	49.221	<span style="color: purple;">1:14.971</span>	43.256	150.6								
	4	2:47.525	48.959	1:15.308	43.258	150.5								
	5	2:47.539	<span style="color: green;">48.698</span>	1:15.414	43.427	150.5								
	6	3:38.091 <b>B</b>	50.861	1:36.370	1:10.860	115.6								
<b>5</b>	<b>Jean-Philippe LAMIC</b> VICTEAM						FRA							
	1	3:53.529	1:14.820	1:44.807	53.902	108.0								
	2	2:49.927	49.805	1:16.550	43.572	148.4								
	3	2:49.546	49.354	1:16.692	43.500	148.7								
	4	2:48.788	49.253	1:16.167	<span style="color: green;">43.368</span>	149.4								
	5	2:49.122	<span style="color: green;">49.209</span>	1:16.361	43.552	149.1								
	6	<span style="color: green;">2:48.712</span>	49.302	<span style="color: green;">1:15.947</span>	43.463	149.5								
	7	2:51.151	49.318	1:18.379	43.454	147.3								
<b>6</b>	<b>Jacques FABREGAT</b> MILAN COMPÉTITION						FRA							
	1	4:04.117	1:18.123	1:46.557	59.437	103.3								
	2	2:54.377	53.045	<span style="color: green;">1:17.374</span>	43.958	144.6								
	3	2:51.905	50.476	1:17.502	43.927	146.7								
	4	2:52.099	49.778	1:17.945	44.376	146.5								
	5	2:52.602	50.410	1:17.515	44.677	146.1								
	6	2:56.121	50.540	1:19.433	46.148	143.2								
	7	<span style="color: green;">2:50.868</span>	<span style="color: green;">49.599</span>	1:17.544	<span style="color: green;">43.725</span>	147.6								
<b>7</b>	<b>Nicolas MILAN</b> MILAN COMPÉTITION						FRA							
	1	3:34.948	58.861	1:39.850	56.237	117.3								
	2	2:48.016	49.248	1:15.391	<span style="color: green;">43.377</span>	150.1								
	3	<span style="color: green;">2:47.412</span>	48.901	1:15.105	43.406	150.6								
<b>8</b>	<b>Sami LUKA</b> MILAN COMPÉTITION						BEL							
	1	3:36.038	56.513	1:33.577	1:05.948	116.7								
	2	2:49.950	49.624	1:16.593	43.733	148.4								
	3	<span style="color: green;">2:48.898</span>	49.376	<span style="color: green;">1:15.727</span>	43.795	149.3								
	4	2:49.407	49.404	1:16.223	43.780	148.8								
	5	2:59.610	55.266	1:18.623	45.721	140.4								
	6	2:51.038	50.230	1:16.954	43.854	147.4								
	7	2:49.102	<span style="color: green;">49.182</span>	1:16.208	<span style="color: green;">43.712</span>	149.1								
<b>9</b>	<b>Antoine BOULAY</b> AUTOSPORT GP						FRA							
	1	4:21.133	1:46.831	1:41.637	52.665	96.6								
	2	2:50.086	50.351	1:16.480	<span style="color: green;">43.255</span>	148.2								
	3	2:49.563	49.398	1:16.061	44.104	148.7								
	4	<span style="color: green;">2:48.257</span>	49.149	<span style="color: green;">1:15.581</span>	43.527	149.9								
	5	2:59.006	<span style="color: green;">48.896</span>	1:22.258	47.852	140.9								
	6	2:48.960	49.485	1:15.850	43.625	149.2								
	7	2:48.767	49.327	1:15.983	43.457	149.4								
<b>12</b>	<b>Emmanuel RAFFIN</b> AUTOSPORT GP						FRA							
	1	4:23.365	1:47.871	1:43.314	52.180	95.7								
	2	2:58.012	52.463	1:20.504	45.045	141.6								
	3	2:53.452	50.952	1:18.043	44.457	145.4								
	4	<span style="color: green;">2:51.623</span>	<span style="color: green;">50.395</span>	1:17.318	<span style="color: green;">43.910</span>	146.9								
	5	2:51.583	50.879	<span style="color: green;">1:16.724</span>	43.980	147.0								
<b>14</b>	<b>Julien NEVEU</b> AUTOSPORT GP						FRA							
	1	4:12.981	1:42.532	1:39.464	50.985	99.7								
	2	3:02.055	51.334	1:26.987	43.734	138.5								
	3	2:48.952	49.404	1:16.144	43.404	149.2								
	4	<span style="color: green;">2:48.512</span>	49.115	1:15.998	<span style="color: green;">43.399</span>	149.6								
	5	2:48.758	<span style="color: green;">48.979</span>	1:15.932	43.847	149.4								
	6	3:00.528	52.016	1:23.459	45.053	139.7								
	7	2:48.743	49.194	<span style="color: green;">1:15.803</span>	43.746	149.4								
<b>21</b>	<b>Franck TRAYNARD</b> AUTOSPORT GP						FRA							
	1	4:05.702	1:22.047	1:44.146	59.509	102.6								
	2	2:59.258	53.649	1:20.145	45.464	140.7								
	3	2:58.586	52.922	1:20.861	44.803	141.2								
	4	2:53.914	51.459	1:18.240	44.215	145.0								
	5	2:53.185	<span style="color: green;">49.695</span>	1:19.344	<span style="color: green;">44.146</span>	145.6								
	6	2:53.037	50.328	1:18.474	44.235	145.7								
	7	<span style="color: green;">2:52.919</span>	50.319	<span style="color: green;">1:18.170</span>	44.430	145.8								
<b>23</b>	<b>Denis GIBAUD</b> MILAN COMPÉTITION						FRA							
	1	3:37.200	59.801	1:39.430	57.969	116.1								



### CLIO CUP FRANCE SPA EURO RACE 2014 QUALIFYING 1

#### Analysis

■ Personal Best   ■ Session Best   B Crossing the finish line in pit lane

Lap	Time	Sector 1	Sector 2	Sector 3	Kph	Elapsed
2	2:53.607	51.495	1:17.745	44.367	145.2	6:30.807
3	2:51.719	51.084	1:16.687	43.948	146.8	9:22.526
4	2:50.357	50.388	1:16.184	43.785	148.0	12:12.883
5	2:50.556	49.868	1:16.652	44.036	147.8	15:03.439
6	2:49.343	<b>49.841</b>	<b>1:15.735</b>	<b>43.767</b>	148.9	17:52.782
7	<b>2:50.087</b>	50.194	1:16.068	43.825	148.2	20:42.869

25 Jean-Philippe LIGIER (FRA)						
VICTEAM						
Lap	Time	Sector 1	Sector 2	Sector 3	Kph	Elapsed
1	3:54.496	1:15.786	1:44.628	54.082	107.5	3:54.496
2	2:49.957	49.461	1:16.858	43.638	148.4	6:44.453
3	2:49.219	49.100	1:16.633	43.486	149.0	9:33.672
4	2:48.612	48.903	1:16.224	43.485	149.5	12:22.284
5	<b>2:48.070</b>	<b>48.709</b>	<b>1:15.990</b>	<b>43.371</b>	150.0	15:10.354
6	2:49.464	49.045	1:16.258	44.161	148.8	17:59.818
7	2:54.239	52.345	1:16.871	45.023	144.7	20:54.057

33 Denis BERNARDI (FRA)						
SPORTECH RACING						
Lap	Time	Sector 1	Sector 2	Sector 3	Kph	Elapsed
1	3:57.305	1:18.147	1:44.255	54.903	106.3	3:57.305
2	2:53.907	51.468	1:18.681	43.758	145.0	6:51.212
3	2:48.191	48.945	<b>1:15.942</b>	43.304	149.9	9:39.403
4	<b>2:47.969</b>	<b>48.700</b>	1:16.113	<b>43.156</b>	150.1	12:27.372
5	2:49.547	49.803	1:16.288	43.456	148.7	15:16.919
6	3:01.713B	48.970	1:16.219	56.524	138.8	18:18.632

34 Clement MATEU (FRA)						
MOTORSPORT DEVELOPPEMENT						
Lap	Time	Sector 1	Sector 2	Sector 3	Kph	Elapsed
1	4:18.546	1:43.597	1:43.503	51.446	97.5	4:18.546
2	2:49.962	50.093	1:16.413	<b>43.456</b>	148.4	7:08.508
3	2:49.482	49.454	1:16.467	43.561	148.8	9:57.990
4	<b>2:48.749</b>	<b>49.257</b>	<b>1:15.945</b>	43.547	149.4	12:46.739
5	2:50.133	49.403	1:16.188	44.542	148.2	15:36.872
6	2:51.292	49.488	1:17.384	44.420	147.2	18:28.164
7	2:59.861	49.419	1:23.237	47.205	140.2	21:28.025

41 Peter SCHARMACH (NZL)						
TEAM SESTERHEIM						
Lap	Time	Sector 1	Sector 2	Sector 3	Kph	Elapsed
1	4:13.927	1:29.160	1:42.471	1:02.296	99.3	4:13.927
2	2:52.202	49.828	1:17.182	45.192	146.4	7:06.129
3	2:51.257	50.113	1:17.097	44.047	147.2	9:57.386
4	2:50.721	50.114	1:16.869	43.738	147.7	12:48.107
5	2:51.631	49.259	1:16.994	45.378	146.9	15:39.738
6	<b>2:50.219</b>	<b>49.070</b>	<b>1:16.836</b>	44.313	148.1	18:29.957
7	2:50.247	49.571	1:17.083	<b>43.593</b>	148.1	21:20.204

44 Veesh SHUNKER (FRA)						
CVS AUTO BY T2CM						
Lap	Time	Sector 1	Sector 2	Sector 3	Kph	Elapsed
1	4:01.757	1:21.284	1:42.519	57.954	104.3	4:01.757
2	2:55.598	52.717	1:18.024	44.857	143.6	6:57.355
3	<b>2:51.892</b>	51.297	<b>1:16.584</b>	<b>44.011</b>	146.7	9:49.247
4	3:04.782B	<b>50.697</b>	1:19.109	54.976	136.5	12:54.029
5	4:00.209	1:56.563	1:19.089	44.557	105.0	16:54.238
6	2:51.908	51.155	1:16.628	44.125	146.7	19:46.146
7	2:52.405	50.862	1:17.495	44.048	146.2	22:38.551


64 Eric TREMOULET (FRA)						
VICTEAM						
Lap	Time	Sector 1	Sector 2	Sector 3	Kph	Elapsed
1	3:51.287	1:12.282	1:45.141	53.864	109.0	3:51.287
2	2:48.813	49.272	1:16.122	43.419	149.4	6:40.100
3	2:47.827	48.954	1:15.512	43.361	150.2	9:27.927
4	<b>2:47.034</b>	48.672	<b>1:15.091</b>	<b>43.271</b>	151.0	12:14.961
5	2:47.131	48.295	1:15.331	43.505	150.9	15:02.092
6	3:01.070	59.218	1:18.273	43.579	139.3	18:03.162
7	2:47.035	<b>48.094</b>	1:15.403	43.538	151.0	20:50.197

65 Patrick PERRIN (FRA)						
CARMINE						
Lap	Time	Sector 1	Sector 2	Sector 3	Kph	Elapsed
1	4:05.176	1:19.146	1:46.399	59.631	102.8	4:05.176
2	2:58.760	52.396	1:20.411	45.953	141.1	7:03.936
3	2:57.418	51.036	1:20.598	45.784	142.1	10:01.354
4	<b>2:53.815</b>	<b>50.049</b>	<b>1:18.553</b>	<b>45.213</b>	145.1	12:55.169
5	3:30.533B	50.968	1:32.582	1:06.983	119.8	16:25.702

69 Jérémy CURTY (FRA)						
CARMINE						
Lap	Time	Sector 1	Sector 2	Sector 3	Kph	Elapsed
1	3:55.500	1:16.645	1:44.758	54.097	107.1	3:55.500
2	2:50.859	50.804	1:16.367	43.688	147.6	6:46.359
3	2:49.656	50.004	<b>1:15.966</b>	43.686	148.6	9:36.015
4	2:52.325	49.896	1:17.602	44.827	146.3	12:28.340
5	<b>2:49.527</b>	49.473	1:16.450	<b>43.604</b>	148.7	15:17.867
6	2:49.573	<b>49.442</b>	1:16.037	44.094	148.7	18:07.440
7	2:49.682	49.597	1:16.170	43.915	148.6	20:57.122

95 Olivier JOUFFRET (FRA)						
VICTEAM						
Lap	Time	Sector 1	Sector 2	Sector 3	Kph	Elapsed
1	3:52.663	1:14.049	1:44.805	53.809	108.4	3:52.663
2	2:50.280	50.560	1:16.431	43.289	148.1	6:42.943
3	2:51.047	49.890	1:17.095	44.062	147.4	9:33.990
4	<b>2:49.140</b>	49.499	1:16.560	<b>43.081</b>	149.1	12:23.130
5	2:49.635	49.389	<b>1:16.103</b>	44.143	148.6	15:12.765
6	2:49.478	49.492	1:16.269	43.717	148.8	18:02.243
7	2:49.319	<b>49.242</b>	1:16.577	43.500	148.9	20:51.562

99 Jean-Laurent NAVARRO (FRA)						
MOTORSPORT DEVELOPPEMENT						
Lap	Time	Sector 1	Sector 2	Sector 3	Kph	Elapsed
1	4:08.962	1:17.636	1:45.463	1:05.863	101.3	4:08.962
2	2:56.183	51.648	1:20.095	44.440	143.1	7:05.145
3	2:53.084	51.185	1:17.845	44.054	145.7	9:58.229
4	2:50.165	50.345	<b>1:16.090</b>	<b>43.730</b>	148.2	12:48.394
5	2:50.148	49.369	1:16.726	44.053	148.2	15:38.542
6	2:50.669	49.352	1:17.092	44.225	147.7	18:29.211
7	<b>2:49.772</b>	<b>49.250</b>	1:16.701	43.821	148.5	21:18.983




**CLIO CUP FRANCE**  
**SPA EURO RACE 2014**  
**RACE 1 (25' +1 lap)**

Starting Grid

2:52.919	<b>Franck TRAYNARD</b>	AUTOSPORT GP	21	- 11 -	65	CARMINE	2:53.815	Patrick PERRIN
2:51.623	<b>Emmanuel RAFFIN</b>	AUTOSPORT GP	12	- 10 -	44	CVS AUTO BY T2CM	2:51.892	Veenesh SHUNKER
2:50.219	<b>Peter SCHARMACH</b>	TEAM SESTERHEIM	41	- 9 -	6	MILAN COMPÉTITION	2:50.868	Jacques FABREGAT
2:49.772	<b>Jean-Laurent NAVARRO</b>	MOTORSPORT DÉVELOPPEMENT	99	- 8 -	23	MILAN COMPÉTITION	2:50.087	Denis GIBAUD
2:49.290	<b>Pascal ARELLANO</b>	T2CM	1	- 7 -	69	CARMINE	2:49.527	Jérémy CURTY
2:48.898	<b>Sami LUKA</b>	MILAN COMPÉTITION	8	- 6 -	95	VICTEAM	2:49.140	Olivier JOUFFRET
2:48.712	<b>Jean-Philippe LAMIC</b>	VICTEAM	5	- 5 -	34	MOTORSPORT DÉVELOPPEMENT	2:48.749	Clement MATEU
2:48.257	<b>Antoine BOULAY</b>	AUTOSPORT GP	9	- 4 -	14	AUTOSPORT GP	2:48.512	Julien NEVEU
2:47.969	<b>Denis BERNARDI</b>	SPORTECH RACING	33	- 3 -	25	VICTEAM	2:48.070	Jean-Philippe LIGIER
2:47.448	<b>Xavier FOUINEAU</b>	MILAN COMPÉTITION	4	- 2 -	3	RAIWOIT MONDOLO RACING	2:47.803	Benoît CASTAGNE
2:47.034	<b>Eric TREMOULET</b>	VICTEAM	64	- 1 -	7	MILAN COMPÉTITION	2:47.412	Nicolas MILAN

Pole

Stewards:	Timekeeper:
-----------	-------------



**SPA EURO RACE 2014**  
**CLIO CUP FRANCE**  
**RACE 1 (25' + 1 lap)**

**Final Classification**

Drivers	Nat	Team	Vehicle	Class	Laps	Total Time	Gap	Avg		Best Lap		Avg Kph
								Kph	Lap	Time	Kph	
1	7	Nicolas MILAN	FRA	MILAN COMPÉTITION	GL	9	<b>25:26.267</b>	-	148.7	3	<b>2:48.349</b>	149.8
2	64	Eric TREMOULET	FRA	VICTEAM	GL	9	<b>25:26.466</b>	+0.199	148.7	7	<b>2:48.925</b>	149.3
3	4	Xavier FOUINEAU	FRA	MILAN COMPÉTITION	GL	9	<b>25:31.925</b>	+5.658	148.1	3	<b>2:49.071</b>	149.1
4	3	Benoît CASTAGNE	FRA	RAWOIT MONDOLO RACING	GL	9	<b>25:37.757</b>	+11.490	147.6	3	<b>2:49.338</b>	148.9
5	95	Olivier JOUFFRET	FRA	VICTEAM	R	9	<b>25:40.235</b>	+13.968	147.3	2	<b>2:49.745</b>	148.5
6	33	Denis BERNARDI	FRA	SPORTECH RACING	R	9	<b>25:40.678</b>	+14.411	147.3	2	<b>2:50.180</b>	148.2
7	9	Antoine BOULAY	FRA	AUTOSPORT GP	GTL	9	<b>25:43.380</b>	+17.113	147.0	3	<b>2:50.149</b>	148.2
8	14	Julien NEVEU	FRA	AUTOSPORT GP	GL	9	<b>25:44.313</b>	+18.046	146.9	3	<b>2:49.943</b>	148.4
9	5	Jean-Philippe LAMIC	FRA	VICTEAM	GL	9	<b>25:45.055</b>	+18.788	146.9	2	<b>2:49.777</b>	148.5
10	8	Sami LUKA	BEL	MILAN COMPÉTITION	GL	9	<b>25:46.372</b>	+20.105	146.7	3	<b>2:50.313</b>	148.0
11	25	Jean-Philippe LIGIER	FRA	VICTEAM	R	9	<b>25:46.856</b>	+20.589	146.7	5	<b>2:50.600</b>	147.8
12	23	Denis GIBAUD	FRA	MILAN COMPÉTITION	GTL	9	<b>25:57.820</b>	+31.553	145.7	8	<b>2:51.326</b>	147.2
13	12	Emmanuel RAFFIN	FRA	AUTOSPORT GP	GTL	9	<b>25:59.385</b>	+33.118	145.5	9	<b>2:50.870</b>	147.6
14	1	Pascal ARELLANO	FRA	T2CM	R	9	<b>26:00.247</b>	+33.980	145.4	7	<b>2:51.723</b>	146.8
15	99	Jean-Laurent NAVARRO	FRA	MOTORSPOORT DÉVELOPPEMENT	R	9	<b>26:02.172</b>	+35.905	145.3	9	<b>2:51.500</b>	147.0
16	34	Clement MATEU	FRA	MOTORSPOORT DÉVELOPPEMENT	R	9	<b>26:03.872</b>	+37.605	145.1	8	<b>2:51.782</b>	146.8
17	6	Jacques FABREGAT	FRA	MILAN COMPÉTITION	GTL	9	<b>26:11.963</b>	+45.696	144.4	3	<b>2:52.937</b>	145.8
18	69	Jérémy CURTY	FRA	CARMINE	R	9	<b>26:13.096</b>	+46.829	144.3	5	<b>2:52.470</b>	146.2
19	65	Patrick PERRIN	FRA	CARMINE	GTL	9	<b>26:17.277</b>	+51.010	143.9	6	<b>2:53.126</b>	145.6
20	21	Franck TRAYNARD	FRA	AUTOSPORT GP	GTL	9	<b>26:18.434</b>	+52.167	143.8	9	<b>2:53.588</b>	145.3
21	44	Veenesh SHUNKER	FRA	CVS AUTO BY T2CM	R	9	<b>26:35.687</b>	+1:09.420	142.2	5	<b>2:53.203</b>	145.6
22	41	Peter SCHARMACH	NZL	TEAM SESTERHEIM	GL	9	<b>27:54.168</b>	+2:27.901	135.5	7	<b>2:51.591</b>	146.9

<b>Pole Position</b>		E. TREMOULET	<b>2:47.034</b>	151.0 Kph
<b>Fastest Lap</b>	Lap 3	Nicolas MILAN	<b>2:48.349</b>	149.8 Kph

SUBJECT TO FUEL ANALYSIS


Published at: .....

Track Status:

**DRY**

Stewards:

Timekeeper:



**CLIO CUP FRANCE**  
SPA EURO RACE 2014  
RACE 1

Final Classification by Class

Nr.	Driver	Nat	Team	Car	Laps	Total Time	Gap	Kph	Best Lap			
									Lap	Time	Kph	
<b>CL</b>												
1	7 Nicolas MILAN	FRA	MILAN COMPÉTITION		9	<b>25:26.267</b>		148.7	3	<b>2:48.349</b>	149.8	
2	64 Eric TREMOULET	FRA	VICTEAM		9	<b>25:26.466</b>	+0.199	148.7	7	<b>2:48.925</b>	149.3	
3	4 Xavier FOUINEAU	FRA	MILAN COMPÉTITION		9	<b>25:31.925</b>	+5.658	148.1	3	<b>2:49.071</b>	149.1	
4	3 Benoît CASTAGNE	FRA	RAIWOIT MONDOLO RACING		9	<b>25:37.757</b>	+11.490	147.6	3	<b>2:49.338</b>	148.9	
5	14 Julian NEVEU	FRA	AUTOSPORT GP		9	<b>25:44.313</b>	+18.046	146.9	3	<b>2:49.943</b>	148.4	
6	5 Jean-Philippe LAMIC	FRA	VICTEAM		9	<b>25:45.055</b>	+18.788	146.9	2	<b>2:49.777</b>	148.5	
7	8 Sami LUKA	BEL	MILAN COMPÉTITION		9	<b>25:46.372</b>	+20.105	146.7	3	<b>2:50.313</b>	148.0	
8	41 Peter SCHARMACH	NZL	TEAM SESTERHEIM		9	<b>27:54.168</b>	+227.901	135.5	7	<b>2:51.591</b>	146.9	
<b>CTL</b>												
1	9 Antoine BOULAY	FRA	AUTOSPORT GP		9	<b>25:43.380</b>		147.0	3	<b>2:50.149</b>	148.2	
2	23 Denis GIBAUD	FRA	MILAN COMPÉTITION		9	<b>25:57.820</b>	+14.440	145.7	8	<b>2:51.326</b>	147.2	
3	12 Emmanuel RAFFIN	FRA	AUTOSPORT GP		9	<b>25:59.385</b>	+16.005	145.5	9	<b>2:50.870</b>	147.6	
4	6 Jacques FABREGAT	FRA	MILAN COMPÉTITION		9	<b>26:11.963</b>	+28.583	144.4	3	<b>2:52.937</b>	145.8	
5	65 Patrick PERRIN	FRA	CARMINE		9	<b>26:17.277</b>	+33.897	143.9	6	<b>2:53.126</b>	145.6	
6	21 Franck TRAYNARD	FRA	AUTOSPORT GP		9	<b>26:18.434</b>	+35.054	143.8	9	<b>2:53.588</b>	145.3	
<b>R</b>												
1	95 Olivier JOUFFRET	FRA	VICTEAM		9	<b>25:40.235</b>		147.3	2	<b>2:49.745</b>	148.5	
2	33 Denis BERNARDI	FRA	SPORTECH RACING		9	<b>25:40.678</b>	+0.443	147.3	2	<b>2:50.180</b>	148.2	
3	25 Jean-Philippe LIGIER	FRA	VICTEAM		9	<b>25:46.856</b>	+6.621	146.7	5	<b>2:50.600</b>	147.8	
4	1 Pascal ARELLANO	FRA	T2CM		9	<b>26:00.247</b>	+20.012	145.4	7	<b>2:51.723</b>	146.8	
5	99 Jean-Laurent NAVARRO	FRA	MOTORSPORT DÉVELOPPEMENT		9	<b>26:02.172</b>	+21.937	145.3	9	<b>2:51.500</b>	147.0	
6	34 Clément MATEU	FRA	MOTORSPORT DÉVELOPPEMENT		9	<b>26:03.872</b>	+23.637	145.1	8	<b>2:51.782</b>	146.8	
7	69 Jérémy CURTY	FRA	CARMINE		9	<b>26:13.096</b>	+32.861	144.3	5	<b>2:52.470</b>	146.2	
8	44 Veenesh SHUNKER	FRA	CVS AUTO BY T2CM		9	<b>26:35.687</b>	+55.452	142.2	5	<b>2:53.203</b>	145.6	

SUBJECT TO FUEL ANALYSIS

Published at: .....


Track Status:

**DRY**

Stewards:

Timekeeper:






**CLIO CUP FRANCE**  
**SPA EURO RACE 2014**  
**RACE 1**

Lap Chart


		LAP										
Nr	Pos	Pos	1	2	3	4	5	6	7	8	9	10
64	<b>1</b>	64	64	64	7	7	64	7	64	7	7	7
7	<b>2</b>	7	7	7	64	64	7	64	7	64	64	64
4	<b>3</b>	4	4	4	4	4	4	4	4	4	4	4
3	<b>4</b>	3	3	3	3	3	3	3	3	3	3	95
33	<b>5</b>	33	33	33	33	33	33	33	33	33	95	33
25	<b>6</b>	25	25	25	9	9	95	95	95	95	33	9
9	<b>7</b>	9	9	9	25	95	9	9	9	9	9	14
14	<b>8</b>	14	95	95	95	25	25	25	14	14	14	5
5	<b>9</b>	5	14	5	5	14	14	14	5	5	5	8
34	<b>10</b>	34	5	14	14	5	5	5	25	8	8	25
8	<b>11</b>	8	34	8	8	8	8	8	8	25	25	23
95	<b>12</b>	95	8	1	34	23	23	23	23	23	23	12
1	<b>13</b>	1	1	34	23	34	1	1	1	1	12	1
69	<b>14</b>	69	69	23	1	1	69	69	12	12	1	99
99	<b>15</b>	99	23	69	69	69	34	12	99	99	99	34
23	<b>16</b>	23	6	12	12	12	12	99	34	34	34	6
41	<b>17</b>	41	99	6	6	99	99	34	69	69	6	69
6	<b>18</b>	6	12	99	99	6	6	6	41	6	69	65
12	<b>19</b>	12	44	44	44	41	41	41	6	41	65	21
44	<b>20</b>	44	65	65	41	44	44	65	65	65	21	44
21	<b>21</b>	21	21	21	65	65	65	21	21	21	44	41
65	<b>22</b>	65	41	41	21	21	21	44	44	44	41	



**CLIO CUP FRANCE**  
SPA EURO RACE 2014  
RACE 1

Best Sector Times


SECTOR 1			SECTOR 2			SECTOR 3			Pos	Driver	Ideal Lap	Best Lap
Pos	Driver	Time	Driver	Time	Driver	Time						
1	7 N.MILAN	48.581	7 N.MILAN	1:16.245	64 E.TREMOULET	43.146	1	7 N.MILAN	2'48.260	2:48.349	(1)	
2	64 E.TREMOULET	48.790	3 B.CASTAGNE	1:16.321	7 N.MILAN	43.434	2	64 E.TREMOULET	2'48.497	2:48.925	(2)	
3	3 B.CASTAGNE	48.868	4 X.FOUINEAU	1:16.534	5 J.LAMIC	43.465	3	3 B.CASTAGNE	2'48.765	2:49.338	(4)	
4	95 O.JOUFFRET	48.907	64 E.TREMOULET	1:16.561	33 D.BERNARDI	43.499	4	4 X.FOUINEAU	2'49.071	2:49.071	(3)	
5	8 S.LUKA	48.951	9 A.BOULAY	1:16.731	95 O.JOUFFRET	43.510	5	95 O.JOUFFRET	2'49.161	2:49.745	(5)	
6	14 J.NEVEU	48.955	95 O.JOUFFRET	1:16.744	4 X.FOUINEAU	43.523	6	33 D.BERNARDI	2'49.383	2:50.180	(9)	
7	5 J.LAMIC	48.995	33 D.BERNARDI	1:16.868	25 J.LIGIER	43.531	7	9 A.BOULAY	2'49.421	2:50.149	(8)	
8	9 A.BOULAY	49.010	5 J.LAMIC	1:16.970	14 J.NEVEU	43.550	8	5 J.LAMIC	2'49.430	2:49.777	(6)	
9	4 X.FOUINEAU	49.014	14 J.NEVEU	1:17.080	3 B.CASTAGNE	43.576	9	14 J.NEVEU	2'49.585	2:49.943	(7)	
10	33 D.BERNARDI	49.016	23 D.GIBAUD	1:17.126	9 A.BOULAY	43.680	10	25 J.LIGIER	2'49.855	2:50.600	(11)	
11	25 J.LIGIER	49.166	25 J.LIGIER	1:17.158	1 P.ARELLANO	43.755	11	8 S.LUKA	2'50.167	2:50.313	(10)	
12	41 P.SCHARMACH	49.400	34 C.MATEU	1:17.233	12 E.RAFFIN	43.758	12	12 E.RAFFIN	2'50.569	2:50.870	(12)	
13	12 E.RAFFIN	49.543	12 E.RAFFIN	1:17.268	8 S.LUKA	43.805	13	41 P.SCHARMACH	2'50.887	2:51.591	(15)	
14	34 C.MATEU	49.609	99 J.NAVARRO	1:17.338	23 D.GIBAUD	43.814	14	23 D.GIBAUD	2'50.921	2:51.326	(13)	
15	99 J.NAVARRO	49.773	1 P.ARELLANO	1:17.383	41 P.SCHARMACH	43.837	15	99 J.NAVARRO	2'51.149	2:51.500	(14)	
16	23 D.GIBAUD	49.981	8 S.LUKA	1:17.411	99 J.NAVARRO	44.038	16	1 P.ARELLANO	2'51.177	2:51.723	(16)	
17	1 P.ARELLANO	50.039	69 J.CURTY	1:17.536	44 V.SHUNKER	44.269	17	34 C.MATEU	2'51.191	2:51.782	(17)	
18	21 F.TRAYNARD	50.040	41 P.SCHARMACH	1:17.650	6 J.FABREGAT	44.274	18	69 J.CURTY	2'52.131	2:52.470	(18)	
19	6 J.FABREGAT	50.218	6 J.FABREGAT	1:17.687	69 J.CURTY	44.292	19	6 J.FABREGAT	2'52.179	2:52.937	(19)	
20	69 J.CURTY	50.303	44 V.SHUNKER	1:17.837	21 F.TRAYNARD	44.325	20	21 F.TRAYNARD	2'52.891	2:53.210	(22)	
21	65 P.PERRIN	50.382	65 P.PERRIN	1:17.919	34 C.MATEU	44.349	21	65 P.PERRIN	2'52.949	2:53.126	(20)	
22	44 V.SHUNKER	50.851	21 F.TRAYNARD	1:18.526	65 P.PERRIN	44.648	22	44 V.SHUNKER	2'52.957	2:53.203	(21)	



**CLIO CUP FRANCE**  
 SPA EURO RACE 2014  
 RACE 1

Fastest Lap Sequence

Practice Time	Driver	Team	Car	Class	Time	Kph	Lap
5:41.673	64 Eric TREMOULET	VICTEAM		GL	<b>2:49.228</b>	149.0	2
8:30.573	7 Nicolas MILAN	MILAN COMPÉTITION		GL	<b>2:48.349</b>	149.8	3



# CLIO CUP FRANCE


## SPA EURO RACE 2014

### RACE 1

Analysis by lap

Lapped


Nr	Lap Time	Gap	Nr	Lap Time	Gap	Nr	Lap Time	Gap	Nr	Lap Time	Gap	Nr	Lap Time	Gap
<b>Lap 1</b>			25	2:50.716	7.037	34	2:53.977	22.690	<b>Lap 8</b>			14	2:50.866	19.513
64	2:52.445		95	2:50.148	7.282	12	2:52.579	22.935	7	2:48.447		5	2:50.441	19.830
7	2:52.896	0.451	5	2:49.919	7.835	99	2:51.671	23.881	64	2:49.207	0.313	8	2:51.862	22.568
4	2:53.555	1.110	14	2:49.943	8.702	6	2:53.971	27.037	4	2:49.861	4.869	25	2:53.207	24.397
3	2:53.836	1.391	8	2:50.313	10.354	41	2:52.499	28.574	3	2:52.753	8.918	23	2:51.594	33.748
33	2:54.232	1.787	34	2:52.127	14.339	44	2:53.203	30.756	33	2:51.823	12.571	12	2:51.118	34.837
25	2:55.972	3.527	23	2:52.409	14.768	65	2:53.810	32.189	95	2:50.069	13.437	1	2:52.052	36.633
9	2:56.533	4.088	1	2:53.054	14.982	21	2:53.891	32.714	9	2:50.917	15.563	99	2:53.407	39.913
95	2:57.962	5.517	69	2:52.677	16.164	<b>Lap 6</b>			34	2:52.844	41.050	6	2:54.868	51.165
14	2:58.303	5.858	12	2:52.030	17.217	7	2:48.664		5	2:50.416	16.624	69	2:56.870	54.300
5	2:58.712	6.267	6	2:52.937	18.542	64	2:49.494	0.460	8	2:50.323	18.048	65	2:53.650	55.261
34	2:59.227	6.782	99	2:53.051	18.818	4	2:49.758	3.480	25	2:51.430	18.132	21	2:53.210	55.978
8	2:59.862	7.417	44	2:54.485	21.249	3	2:49.971	4.069	23	2:51.326	29.279	44	2:53.960	1'13.981
1	3:00.231	7.786	41	2:52.629	22.328	33	2:50.772	8.300	1	2:51.884	30.829	41	2:55.254	2'33.756
69	3:00.501	8.056	65	2:53.881	22.640	95	2:51.273	11.291	12	2:51.096	31.800			
23	3:01.036	8.591	21	2:53.623	22.931	9	2:51.396	12.124	99	2:52.131	33.957			
6	3:02.297	9.852	<b>Lap 4</b>			25	2:51.295	12.413	34	2:51.782	34.427			
99	3:02.642	10.197	7	2:49.464		14	2:51.153	13.166	69	2:55.158	38.895			
12	3:02.904	10.459	64	2:49.422	0.146	5	2:51.097	13.479	6	2:53.767	40.564			
44	3:03.855	11.410	4	2:50.055	2.153	8	2:50.590	15.400	41	3:00.415	45.500			
65	3:05.246	12.801	3	2:49.834	2.623	23	2:51.964	24.437	65	2:54.062	46.095			
21	3:05.664	13.219	33	2:50.443	5.125	1	2:52.486	25.501	21	2:54.621	48.131			
41	3:08.211	15.766	9	2:50.333	7.580	69	2:53.427	26.746	44	2:54.039	1'04.440			
<b>Lap 2</b>			95	2:50.114	7.932	12	2:53.556	27.457	<b>Lap 9</b>			7	2:49.552	
64	2:49.228		25	2:51.344	8.917	99	2:53.071	27.918	64	2:49.438	0.199	64	2:49.328	0.551
7	2:49.328	0.551	14	2:50.538	9.776	34	2:54.592	28.248	4	2:50.341	5.658	4	2:49.509	1.391
4	2:49.509	1.391	5	2:51.768	10.139	6	2:53.097	31.100	3	2:52.124	11.490	33	2:49.652	1.815
3	2:49.652	1.815	8	2:50.916	11.806	41	2:52.233	31.773	95	2:50.083	13.968	25	2:50.180	2.739
33	2:49.652	1.815	23	2:52.141	17.445	65	2:53.126	36.281	33	2:51.392	14.411	9	2:50.922	5.221
25	2:50.180	2.739	34	2:53.203	18.078	21	2:54.338	38.018	9	2:51.102	17.113	95	2:50.602	5.462
9	2:50.270	10.828	1	2:53.002	18.520	44	3:00.450	42.172	14	2:51.386	18.046	99	2:49.745	6.034
95	2:49.745	6.034	69	2:52.548	19.248	<b>Lap 7</b>			5	2:51.716	18.788	5	2:49.777	6.816
5	2:49.777	6.816	12	2:51.968	19.721	64	2:48.925		8	2:51.609	20.105	14	2:51.029	7.659
14	2:51.029	7.659	99	2:52.221	21.575	7	2:49.832	0.447	25	2:52.009	20.589	8	2:50.752	8.941
8	2:50.752	8.941	6	2:53.353	22.431	4	2:49.807	3.902	23	2:51.826	31.553	1	2:52.270	10.828
1	2:52.270	10.828	41	2:52.576	25.440	3	2:50.375	5.059	12	2:50.870	33.118	34	2:53.558	11.112
34	2:53.558	11.112	44	2:55.133	26.918	33	2:50.727	9.642	1	2:52.703	33.980	23	2:51.896	11.259
23	2:51.896	11.259	65	2:54.568	27.744	95	2:50.356	12.262	99	2:51.500	35.905	69	2:53.559	12.387
69	2:53.559	12.387	21	2:54.721	28.188	9	2:50.801	13.540	34	2:52.730	37.605	12	2:52.856	14.087
12	2:52.856	14.087	<b>Lap 5</b>			14	2:50.514	14.295	6	2:54.684	45.696	6	2:53.881	14.505
6	2:53.881	14.505	64	2:49.219		5	2:51.008	15.102	69	2:57.486	46.829	99	2:53.698	14.667
99	2:53.698	14.667	7	2:49.735	0.370	25	2:52.568	15.596	65	2:54.467	51.010	44	2:53.482	15.664
44	2:53.482	15.664	4	2:49.968	2.756	8	2:50.604	16.619	21	2:53.588	52.167	65	2:54.086	17.659
65	2:54.086	17.659	3	2:49.874	3.132	23	2:51.795	26.847	44	2:54.532	1'09.420	21	2:54.217	18.208
21	2:54.217	18.208	33	2:50.802	6.562	1	2:51.723	27.839	41	4:31.953	2'27.901	41	2:52.061	18.599
41	2:52.061	18.599	95	2:50.485	9.052	12	2:51.526	29.598	<b>Lap 10</b>			7	2:49.399	
<b>Lap 3</b>			9	2:51.547	9.762	99	2:52.187	30.720	64	2:49.536	0.336	64	2:49.088	0.188
7	2:48.349		25	2:50.600	10.152	34	2:52.676	31.539	4	2:51.085	7.344	4	2:49.071	1.562
64	2:49.088	0.188	14	2:50.636	11.047	69	2:55.270	32.631	95	2:50.703	15.272	3	2:49.338	2.253
4	2:49.071	1.562	5	2:50.642	11.416	41	2:51.591	33.979	33	2:50.662	15.674	33	2:50.307	4.146
3	2:49.338	2.253	8	2:51.403	13.844	6	2:53.976	35.691	9	2:50.986	18.700	9	2:50.149	6.711
33	2:50.307	4.146	23	2:53.427	21.507	65	2:54.031	40.927						
9	2:50.149	6.711	1	2:52.894	22.049	21	2:53.771	42.404						
			69	2:52.470	22.353	44	3:06.508	59.295						



**CLIO CUP FRANCE**  
SPA EURO RACE 2014  
RACE 1

Analysis

Lap	Time	Sector 1	Sector 2	Sector 3	Kph	Elapsed	Lap	Time	Sector 1	Sector 2	Sector 3	Kph	Elapsed
<b>1 Pascal ARELLANO</b> FRA T2CM							3	<b>2:52.937</b>	50.924	1:17.739	<b>44.274</b>	145.8	8:49.115
1	3:00.231	56.602	1:18.757	44.872	139.9	3:00.231	4	2:53.353	50.920	1:17.943	44.490	145.4	11:42.468
2	2:52.270	50.341	1:17.505	44.424	146.4	5:52.501	5	2:53.971	<b>50.218</b>	1:19.002	44.751	144.9	14:36.439
3	2:53.054	51.336	1:17.590	44.128	145.7	8:45.555	6	2:53.097	50.507	<b>1:17.687</b>	44.903	145.7	17:29.536
4	2:53.002	50.180	1:18.270	44.552	145.7	11:38.557	7	2:53.976	50.356	1:18.885	44.735	144.9	20:23.512
5	2:52.894	50.056	1:18.104	44.734	145.8	14:31.451	8	2:53.767	50.384	1:18.169	45.214	145.1	23:17.279
6	2:52.486	51.071	<b>1:17.388</b>	44.032	146.2	17:23.937	9	2:54.684	50.369	1:18.288	46.027	144.3	26:11.963
7	<b>2:51.723</b>	50.231	1:17.737	<b>43.755</b>	146.8	20:15.660	10	2:54.868	50.847	1:18.796	45.225	144.2	29:06.831
8	2:51.884	<b>50.039</b>	1:17.755	44.090	146.7	23:07.544							
9	2:52.703	50.106	1:18.417	44.180	146.0	26:00.247	<b>7 Nicolas MILAN</b> FRA MILAN COMPÉTITION						
10	2:52.052	50.136	1:17.678	44.238	146.5	28:52.299	1	2:52.896	51.968	1:17.190	43.738	145.8	2:52.896
							2	2:49.328	49.135	1:16.698	43.495	148.9	5:42.224
							3	<b>2:48.349</b>	<b>48.581</b>	1:16.334	<b>43.434</b>	149.8	8:30.573
							4	2:49.464	49.259	1:16.553	43.652	148.8	11:20.037
							5	2:49.735	49.128	1:16.820	43.787	148.6	14:09.772
							6	2:48.664	48.726	1:16.298	43.640	149.5	16:58.436
							7	2:49.832	49.281	1:16.854	43.697	148.5	19:48.268
							8	2:48.447	48.665	<b>1:16.245</b>	43.537	149.7	22:36.715
							9	2:49.552	49.331	1:16.540	43.681	148.7	25:26.267
							10	2:49.399	49.217	1:16.496	43.686	148.8	28:15.666
							<b>8 Sami LUKA</b> BEL MILAN COMPÉTITION						
							1	2:59.862	55.208	1:19.965	44.689	140.2	2:59.862
							2	2:50.752	49.225	1:17.569	43.958	147.7	5:50.614
							3	<b>2:50.313</b>	<b>48.951</b>	<b>1:17.411</b>	43.951	148.0	8:40.927
							4	2:50.916	49.111	1:17.788	44.017	147.5	11:31.843
							5	2:51.403	49.087	1:18.255	44.061	147.1	14:23.246
							6	2:50.590	49.184	1:17.435	43.971	147.8	17:13.836
							7	2:50.604	49.138	1:17.548	43.918	147.8	20:04.440
							8	2:50.323	49.091	1:17.427	<b>43.805</b>	148.0	22:54.763
							9	2:51.609	49.613	1:17.959	44.037	146.9	25:46.372
							10	2:51.862	49.427	1:17.444	44.991	146.7	28:38.234
							<b>9 Antoine BOULAY</b> FRA AUTOSPORT GP						
							1	2:56.533	54.574	1:18.113	43.846	142.8	2:56.533
							2	2:50.602	49.611	1:17.130	43.861	147.8	5:47.135
							3	<b>2:50.149</b>	49.242	1:17.181	43.726	148.2	8:37.284
							4	2:50.333	49.922	<b>1:16.731</b>	<b>43.680</b>	148.0	11:27.617
							5	2:51.547	49.771	1:17.760	44.016	147.0	14:19.164
							6	2:51.396	<b>49.010</b>	1:18.388	43.998	147.1	17:10.560
							7	2:50.801	49.327	1:17.617	43.857	147.6	20:01.361
							8	2:50.917	49.480	1:17.255	44.182	147.5	22:52.278
							9	2:51.102	49.578	1:17.436	44.088	147.4	25:43.380
							10	2:50.986	49.416	1:17.330	44.240	147.5	28:34.366
							<b>12 Emmanuel RAFFIN</b> FRA AUTOSPORT GP						
							1	3:02.904	58.607	1:19.867	44.430	137.9	3:02.904
							2	2:52.856	50.862	1:17.614	44.380	145.9	5:55.760
							3	2:52.030	50.839	<b>1:17.268</b>	43.923	146.6	8:47.790
							4	2:51.968	50.175	1:17.375	44.418	146.6	11:39.758
							5	2:52.579	50.186	1:17.966	44.427	146.1	14:32.337
							6	2:53.556	50.784	1:17.972	44.800	145.3	17:25.893
							<b>3 Benoit CASTAGNE</b> FRA RAIWOIT MONDOLO RACING						
1	2:53.836	52.667	1:17.404	43.765	145.0	2:53.836							
2	2:49.652	48.965	1:17.111	<b>43.576</b>	148.6	5:43.488							
3	<b>2:49.338</b>	49.231	<b>1:16.321</b>	43.786	148.9	8:32.826							
4	2:49.834	49.308	1:16.761	43.765	148.5	11:22.660							
5	2:49.874	49.030	1:16.929	43.915	148.4	14:12.534							
6	2:49.971	<b>48.868</b>	1:17.123	43.980	148.3	17:02.505							
7	2:50.375	49.272	1:17.128	43.975	148.0	19:52.880							
8	2:52.753	49.302	1:16.901	46.550	146.0	22:45.633							
9	2:52.124	49.953	1:17.677	44.494	146.5	25:37.757							
							<b>4 Xavier FOUINEAU</b> FRA MILAN COMPÉTITION						
1	2:53.555	52.511	1:17.123	43.921	145.3	2:53.555							
2	2:49.509	49.104	1:16.797	43.608	148.7	5:43.064							
3	<b>2:49.071</b>	<b>49.014</b>	<b>1:16.534</b>	<b>43.523</b>	149.1	8:32.135							
4	2:50.055	49.561	1:16.708	43.786	148.3	11:22.190							
5	2:49.968	49.277	1:16.806	43.885	148.3	14:12.158							
6	2:49.758	49.154	1:16.887	43.717	148.5	17:01.916							
7	2:49.807	49.307	1:16.855	43.645	148.5	19:51.723							
8	2:49.861	49.380	1:16.722	43.759	148.4	22:41.584							
9	2:50.341	49.556	1:16.802	43.983	148.0	25:31.925							
10	2:51.085	49.609	1:17.142	44.334	147.4	28:23.010							
							<b>5 Jean-Philippe LAMIC</b> FRA VICTEAM						
1	2:58.712	55.794	1:18.626	44.292	141.1	2:58.712							
2	<b>2:49.777</b>	49.094	1:17.218	<b>43.465</b>	148.5	5:48.489							
3	2:49.919	49.163	<b>1:16.970</b>	43.786	148.4	8:38.408							
4	2:51.768	49.878	1:18.408	43.482	146.8	11:30.176							
5	2:50.642	49.248	1:17.502	43.892	147.8	14:20.818							
6	2:51.097	49.335	1:17.859	43.903	147.4	17:11.915							
7	2:51.008	49.251	1:18.017	43.740	147.4	20:02.923							
8	2:50.416	<b>48.995</b>	1:17.473	43.948	148.0	22:53.339							
9	2:51.716	49.198	1:18.364	44.154	146.8	25:45.055							
10	2:50.441	49.099	1:17.358	43.984	147.9	28:35.496							
							<b>6 Jacques FABREGAT</b> FRA MILAN COMPÉTITION						
1	3:02.297	58.133	1:18.744	45.420	138.3	3:02.297							
2	2:53.881	50.355	1:18.288	45.238	145.0	5:56.178							




# CLIO CUP FRANCE

## SPA EURO RACE 2014

### RACE 1

#### Analysis

Lap	Time	Sector 1	Sector 2	Sector 3	Kph	Elapsed	Lap	Time	Sector 1	Sector 2	Sector 3	Kph	Elapsed
7	2:51.526	49.811	1:17.666	44.049	147.0	20:17.419							
8	2:51.096	49.864	1:17.474	<b>43.758</b>	147.4	23:08.515							
9	<b>2:50.870</b>	<b>49.543</b>	1:17.565	43.762	147.6	25:59.385							
10	2:51.118	49.719	1:17.371	44.028	147.3	28:50.503							
<b>14 Julien NEVEU</b> FRA							<b>33 Denis BERNARDI</b> FRA						
AUTOSPORT GP							SPORTECH RACING						
1	2:58.303	54.900	1:19.082	44.321	141.4	2:58.303	1	2:54.232	52.953	1:17.683	43.596	144.7	2:54.232
2	2:51.029	49.328	1:17.926	43.775	147.4	5:49.332	2	<b>2:50.180</b>	<b>49.016</b>	1:17.665	<b>43.499</b>	148.2	5:44.412
3	<b>2:49.943</b>	49.313	<b>1:17.080</b>	<b>43.550</b>	148.4	8:39.275	3	2:50.307	49.294	1:17.136	43.877	148.1	8:34.719
4	2:50.538	49.073	1:17.874	43.591	147.9	11:29.813	4	2:50.443	49.826	<b>1:16.868</b>	43.749	147.9	11:25.162
5	2:50.636	49.318	1:17.449	43.869	147.8	14:20.449	5	2:50.802	49.963	1:17.055	43.784	147.6	14:15.964
6	2:51.153	49.268	1:17.976	43.909	147.3	17:11.602	6	2:50.772	50.002	1:16.987	43.783	147.6	17:06.736
7	2:50.514	48.969	1:17.738	43.807	147.9	20:02.116	7	2:50.727	49.879	1:17.106	43.742	147.7	19:57.463
8	2:50.811	<b>48.955</b>	1:17.819	44.037	147.6	22:52.927	8	2:51.823	49.852	1:17.529	44.442	146.7	22:49.286
9	2:51.386	49.223	1:18.457	43.706	147.1	25:44.313	9	2:51.392	49.992	1:17.497	43.903	147.1	25:40.678
10	2:50.866	49.453	1:17.487	43.926	147.6	28:35.179	10	2:50.662	49.663	1:17.051	43.948	147.7	28:31.340
<b>21 Franck TRAYNARD</b> FRA							<b>34 Clement MATEU</b> FRA						
AUTOSPORT GP							MOTORSPORT DEVELOPPEMENT						
1	3:05.664	1:01.064	1:19.305	45.295	135.8	3:05.664	1	2:59.227	55.645	1:19.076	44.506	140.7	2:59.227
2	2:54.217	50.391	1:18.762	45.064	144.7	5:59.881	2	2:53.558	50.020	1:17.780	45.758	145.3	5:52.785
3	2:53.623	50.149	1:18.925	44.549	145.2	8:53.504	3	2:52.127	50.545	<b>1:17.233</b>	<b>44.349</b>	146.5	8:44.912
4	2:54.721	50.766	1:18.732	45.223	144.3	11:48.225	4	2:53.203	50.245	1:18.555	44.403	145.6	11:38.115
5	2:53.891	50.394	1:18.772	44.725	145.0	14:42.116	5	2:53.977	49.688	1:19.836	44.453	144.9	14:32.092
6	2:54.338	51.049	1:18.638	44.651	144.6	17:36.454	6	2:54.592	51.208	1:18.919	44.465	144.4	17:26.684
7	2:53.771	50.759	<b>1:18.526</b>	44.486	145.1	20:30.225	7	2:52.676	50.251	1:18.024	44.401	146.0	20:19.360
8	2:54.621	50.450	1:19.846	<b>44.325</b>	144.4	23:24.846	8	<b>2:51.782</b>	49.684	1:17.408	44.690	146.8	23:11.142
9	2:53.588	50.578	1:18.551	44.459	145.3	26:18.434	9	2:52.730	<b>49.609</b>	1:17.681	45.440	146.0	26:03.872
10	<b>2:53.210</b>	<b>50.040</b>	1:18.636	44.534	145.6	29:11.644	10	2:52.844	50.537	1:17.653	44.654	145.9	28:56.716
<b>23 Denis GIBAUD</b> FRA							<b>41 Peter SCHARMACH</b> NZL						
MILAN COMPETITION							TEAM SESTERHEIM						
1	3:01.036	57.563	1:18.638	44.835	139.3	3:01.036	1	3:08.211	1:05.751	1:18.216	44.244	134.0	3:08.211
2	2:51.896	50.076	1:17.477	44.343	146.7	5:52.932	2	2:52.061	49.802	<b>1:17.650</b>	44.609	146.5	6:00.272
3	2:52.409	50.541	1:17.388	44.480	146.2	8:45.341	3	2:52.629	49.679	1:18.516	44.434	146.1	8:52.901
4	2:52.141	<b>49.981</b>	1:18.099	44.061	146.5	11:37.482	4	2:52.576	50.236	1:18.503	<b>43.837</b>	146.1	11:45.477
5	2:53.427	50.290	1:18.642	44.495	145.4	14:30.909	5	2:52.499	50.070	1:18.386	44.043	146.2	14:37.976
6	2:51.964	50.684	1:17.466	<b>43.814</b>	146.6	17:22.873	6	2:52.233	50.015	1:18.100	44.118	146.4	17:30.209
7	2:51.795	50.475	1:17.134	44.186	146.8	20:14.668	7	<b>2:51.591</b>	49.655	1:17.973	43.963	146.9	20:21.800
8	<b>2:51.326</b>	50.292	<b>1:17.126</b>	43.908	147.2	23:05.994	8	3:00.415 <b>B</b>	<b>49.400</b>	1:18.532	52.483	139.8	23:22.215
9	2:51.826	50.556	1:17.209	44.061	146.7	25:57.820	9	4:31.953	2:28.130	1:18.001	45.822	92.7	27:54.168
10	2:51.594	50.279	1:17.197	44.118	146.9	28:49.414	10	2:55.254	50.342	1:18.573	46.339	143.9	30:49.422
<b>25 Jean-Philippe LIGIER</b> FRA							<b>44 Veenesh SHUNKER</b> FRA						
VICTEAM							CVS AUTO BY T2CM						
1	2:55.972	54.350	1:17.733	43.889	143.3	2:55.972	1	3:03.855	59.074	1:19.853	44.928	137.1	3:03.855
2	2:50.922	49.785	<b>1:17.158</b>	43.979	147.5	5:46.894	2	2:53.482	51.259	1:17.954	<b>44.269</b>	145.3	5:57.337
3	2:50.716	49.444	1:17.551	43.721	147.7	8:37.610	3	2:54.485	51.392	1:18.401	44.692	144.5	8:51.822
4	2:51.344	50.502	1:17.311	<b>43.531</b>	147.2	11:28.954	4	2:55.133	51.531	1:18.559	45.043	144.0	11:46.955
5	<b>2:50.600</b>	49.280	1:17.501	43.819	147.8	14:19.554	5	<b>2:53.203</b>	51.058	<b>1:17.837</b>	44.308	145.6	14:40.158
6	2:51.295	<b>49.166</b>	1:18.131	43.998	147.2	17:10.849	6	3:00.450 <b>B</b>	<b>50.851</b>	1:18.098	51.501	139.7	17:40.608
7	2:52.568	49.680	1:18.930	43.958	146.1	20:03.417	7	3:06.508	1:02.253	1:18.492	45.763	135.2	20:47.116
8	2:51.430	49.510	1:17.475	44.445	147.1	22:54.847	8	2:54.039	51.199	1:18.112	44.728	144.9	23:41.155
9	2:52.009	49.725	1:18.342	43.942	146.6	25:46.856	9	2:54.532	50.929	1:18.353	45.250	144.5	26:35.687
10	2:53.207	49.658	1:18.853	44.696	145.6	28:40.063	10	2:53.960	51.052	1:18.386	44.522	144.9	29:29.647
<b>64 Eric TREMOULET</b> FRA							<b>64 Eric TREMOULET</b> FRA						
VICTEAM							VICTEAM						



## CLIO CUP FRANCE SPA EURO RACE 2014 RACE 1

### Analysis

■ Personal Best   
 ■ Session Best   
 ■ Crossing the finish line in pit lane


Lap	Time	Sector 1	Sector 2	Sector 3	Kph	Elapsed	Lap	Time	Sector 1	Sector 2	Sector 3	Kph	Elapsed
1	2:52.445	52.002	1:16.960	43.483	146.2	2:52.445	5	2:51.671	49.824	1:17.403	44.444	146.9	14:33.283
2	2:49.228	49.423	1:16.659	<b>43.146</b>	149.0	5:41.673	6	2:53.071	50.147	1:18.493	44.431	145.7	17:26.354
3	2:49.088	49.230	1:16.579	43.279	149.1	8:30.761	7	2:52.187	50.062	1:17.745	44.380	146.4	20:18.541
4	2:49.422	49.177	1:16.822	43.423	148.8	11:20.183	8	2:52.131	49.791	1:17.853	44.487	146.5	23:10.672
5	2:49.219	48.923	1:16.621	43.675	149.0	14:09.402	9	<b>2:51.500</b>	<b>49.773</b>	<b>1:17.338</b>	44.389	147.0	26:02.172
6	2:49.494	49.141	1:16.872	43.481	148.8	16:58.896	10	2:53.407	50.447	1:18.345	44.615	145.4	28:55.579
7	<b>2:48.925</b>	<b>48.790</b>	1:16.693	43.442	149.3	19:47.821							
8	2:49.207	49.177	<b>1:16.561</b>	43.469	149.0	22:37.028							
9	2:49.438	49.105	1:16.880	43.453	148.8	25:26.466							
10	2:49.536	48.976	1:17.028	43.532	148.7	28:16.002							

65	Patrick PERRIN	FRA				
CARMINE						
1	3:05.246	59.163	1:20.572	45.511	136.1	3:05.246
2	2:54.086	50.569	1:18.484	45.033	144.8	5:59.332
3	2:53.881	<b>50.382</b>	1:18.029	45.470	145.0	8:53.213
4	2:54.568	50.905	1:18.594	45.069	144.4	11:47.781
5	2:53.810	50.569	1:18.510	44.731	145.1	14:41.591
6	<b>2:53.126</b>	50.559	<b>1:17.919</b>	<b>44.648</b>	145.6	17:34.717
7	2:54.031	50.924	1:18.332	44.775	144.9	20:28.748
8	2:54.062	50.923	1:18.422	44.717	144.9	23:22.810
9	2:54.467	51.109	1:18.448	44.910	144.5	26:17.277
10	2:53.650	50.781	1:17.974	44.895	145.2	29:10.927

69	Jérémy CURTY	FRA				
CARMINE						
1	3:00.501	56.880	1:18.928	44.693	139.7	3:00.501
2	2:53.559	50.644	1:18.573	44.342	145.3	5:54.060
3	2:52.677	50.849	<b>1:17.536</b>	<b>44.292</b>	146.0	8:46.737
4	2:52.548	50.332	1:17.618	44.598	146.1	11:39.285
5	<b>2:52.470</b>	<b>50.303</b>	1:17.579	44.588	146.2	14:31.755
6	2:53.427	51.274	1:17.750	44.403	145.4	17:25.182
7	2:55.270	50.501	1:19.716	45.053	143.9	20:20.452
8	2:55.158	50.508	1:18.120	46.530	144.0	23:15.610
9	2:57.486	50.619	1:17.879	48.988	142.1	26:13.096
10	2:56.870	51.030	1:18.102	47.738	142.6	29:09.966

95	Olivier JOUFFRET	FRA				
VICTEAM						
1	2:57.962	54.989	1:18.657	44.316	141.7	2:57.962
2	<b>2:49.745</b>	49.351	1:16.884	<b>43.510</b>	148.5	5:47.707
3	2:50.148	<b>48.907</b>	1:17.635	43.606	148.2	8:37.855
4	2:50.114	49.843	<b>1:16.744</b>	43.527	148.2	11:27.969
5	2:50.485	49.523	1:17.238	43.724	147.9	14:18.454
6	2:51.273	49.464	1:18.252	43.557	147.2	17:09.727
7	2:50.356	49.528	1:17.282	43.546	148.0	20:00.083
8	2:50.069	49.353	1:17.194	43.522	148.3	22:50.152
9	2:50.083	49.170	1:17.123	43.790	148.2	25:40.235
10	2:50.703	49.734	1:16.906	44.063	147.7	28:30.938

99	Jean-Laurent NAVARRO	FRA				
MOTORSPORT DÉVELOPPEMENT						
1	3:02.642	58.183	1:19.019	45.440	138.1	3:02.642
2	2:53.698	51.319	1:17.881	44.498	145.2	5:56.340
3	2:53.051	50.934	1:18.079	<b>44.038</b>	145.7	8:49.391
4	2:52.221	50.609	1:17.431	44.181	146.4	11:41.612



## CLIO CUP FRANCE

### SPA EURO RACE 2014

### QUALIFYING 2

### Final Classification

Nr.	Driver	Nat	Team	Car	Time	Lap	Total	Gap	Kph
1	7 Nicolas MILAN	FRA	MILAN COMPÉTITION	GL	<b>2:47.069</b>	7	8	-	<b>150.9</b>
2	4 Xavier FOUINEAU	FRA	MILAN COMPÉTITION	GL	<b>2:47.094</b>	7	8	+0.025	<b>150.9</b>
3	3 Benoît CASTAGNE	FRA	RAIWOIT MONDOLO RACING	GL	<b>2:47.590</b>	6	8	+0.521	<b>150.5</b>
4	25 Jean-Philippe LIGIER	FRA	VICTEAM	R	<b>2:47.684</b>	7	8	+0.615	<b>150.4</b>
5	64 Eric TREMOULET	FRA	VICTEAM	GL	<b>2:47.706</b>	6	8	+0.637	<b>150.3</b>
6	95 Olivier JOUFFRET	FRA	VICTEAM	R	<b>2:48.061</b>	5	7	+0.992	<b>150.0</b>
7	14 Julien NEVEU	FRA	AUTOSPORT GP	GL	<b>2:48.092</b>	7	7	+1.023	<b>150.0</b>
8	33 Denis BERNARDI	FRA	SPORTECH RACING	R	<b>2:48.160</b>	5	6	+1.091	<b>149.9</b>
9	23 Denis GIBAUD	FRA	MILAN COMPÉTITION	GTL	<b>2:48.445</b>	5	7	+1.376	<b>149.7</b>
10	8 Sami LUKA	BEL	MILAN COMPÉTITION	GL	<b>2:48.660</b>	7	7	+1.591	<b>149.5</b>
11	99 Jean-Laurent NAVARRO	FRA	MOTORSPORT DÉVELOPPEMENT	R	<b>2:48.670</b>	8	8	+1.601	<b>149.5</b>
12	5 Jean-Philippe LAMIC	FRA	VICTEAM	GL	<b>2:48.760</b>	6	8	+1.691	<b>149.4</b>
13	34 Clément MATEU	FRA	MOTORSPORT DÉVELOPPEMENT	R	<b>2:48.900</b>	8	8	+1.831	<b>149.3</b>
14	69 Jérémy CURTY	FRA	CARMINE	R	<b>2:49.458</b>	6	7	+2.389	<b>148.8</b>
15	9 Antoine BOULAY	FRA	AUTOSPORT GP	GTL	<b>2:49.558</b>	4	5	+2.489	<b>148.7</b>
16	1 Pascal ARELLANO	FRA	T2CM	R	<b>2:49.708</b>	6	7	+2.639	<b>148.6</b>
17	41 Peter SCHARMACH	NZL	TEAM SESTERHEIM	GL	<b>2:50.345</b>	7	8	+3.276	<b>148.0</b>
18	21 Franck TRAYNARD	FRA	AUTOSPORT GP	GTL	<b>2:50.999</b>	5	7	+3.930	<b>147.5</b>
19	12 Emmanuel RAFFIN	FRA	AUTOSPORT GP	GTL	<b>2:51.084</b>	5	7	+4.015	<b>147.4</b>
20	6 Jacques FABREGAT	FRA	MILAN COMPÉTITION	GTL	<b>2:51.727</b>	7	7	+4.658	<b>146.8</b>
21	44 Yeenesh SHUNKER	FRA	CVS AUTO BY T2CM	R	<b>2:52.076</b>	6	7	+5.007	<b>146.5</b>
22	65 Patrick PERRIN	FRA	CARMINE	GTL	<b>2:53.548</b>	5	6	+6.479	<b>145.3</b>

<b>Fastest Lap</b>	Lap 7	Nicolas MILAN	<b>2:47.069</b>	150.9 Kph
--------------------	-------	---------------	-----------------	-----------

SOME LAP TIMES DELETED FOR CAR N° 1, 3, 4, 5, 8, 9, 12, 21, 41 DUE TO TRACK LIMITS.


Published at: .....

Track Status: **DRY**

Stewards:

Timekeeper:





**CLIO CUP FRANCE**  
**SPA EURO RACE 2014**  
**QUALIFYING 2**

**Final Classification by Class**

Nr.	Driver	Nat	Team	Car	Time	Lap	Total	Gap	Kph
<b>GL</b>									
1	7 Nicolas MILAN	FRA	MILAN COMPÉTITION		<b>2:47.069</b>	7	8		<b>150.9</b>
2	4 Xavier FOUINEAU	FRA	MILAN COMPÉTITION		<b>2:47.094</b>	7	8	+0.025	+0.025 <b>150.9</b>
3	3 Benoît CASTAGNE	FRA	RAIWOIT MONDOLO RACING		<b>2:47.590</b>	6	8	+0.521	+0.496 <b>150.5</b>
4	64 Eric TREMOULET	FRA	VICTEAM		<b>2:47.706</b>	6	8	+0.637	+0.116 <b>150.3</b>
5	14 Julien NEVEU	FRA	AUTOSPORT GP		<b>2:48.092</b>	7	7	+1.023	+0.386 <b>150.0</b>
6	8 Sami LUKA	BEL	MILAN COMPÉTITION		<b>2:48.660</b>	7	7	+1.591	+0.568 <b>149.5</b>
7	5 Jean-Philippe LAMIC	FRA	VICTEAM		<b>2:48.760</b>	6	8	+1.691	+0.100 <b>149.4</b>
8	41 Peter SCHARMACH	NZL	TEAM SESTERHEIM		<b>2:50.345</b>	7	8	+3.276	+1.585 <b>148.0</b>
<b>CTL</b>									
1	23 Denis GIBAUD	FRA	MILAN COMPETITION		<b>2:48.445</b>	5	7		<b>149.7</b>
2	9 Antoine BOULAY	FRA	AUTOSPORT GP		<b>2:49.558</b>	4	5	+1.113	+1.113 <b>148.7</b>
3	21 Franck TRAYNARD	FRA	AUTOSPORT GP		<b>2:50.999</b>	5	7	+2.554	+1.441 <b>147.5</b>
4	12 Emmanuel RAFFIN	FRA	AUTOSPORT GP		<b>2:51.084</b>	5	7	+2.639	+0.085 <b>147.4</b>
5	6 Jacques FABREGAT	FRA	MILAN COMPÉTITION		<b>2:51.727</b>	7	7	+3.282	+0.643 <b>146.8</b>
6	65 Patrick PERRIN	FRA	CARMINE		<b>2:53.548</b>	5	6	+5.103	+1.821 <b>145.3</b>
<b>R</b>									
1	25 Jean-Philippe LIGIER	FRA	VICTEAM		<b>2:47.684</b>	7	8		<b>150.4</b>
2	95 Olivier JOUFFRET	FRA	VICTEAM		<b>2:48.061</b>	5	7	+0.377	+0.377 <b>150.0</b>
3	33 Denis BERNARDI	FRA	SPORTECH RACING		<b>2:48.160</b>	5	6	+0.476	+0.099 <b>149.9</b>
4	99 Jean-Laurent NAVARRO	FRA	MOTORSPORT DÉVELOPPEMENT		<b>2:48.670</b>	8	8	+0.986	+0.510 <b>149.5</b>
5	34 Clément MATEU	FRA	MOTORSPORT DÉVELOPPEMENT		<b>2:48.900</b>	8	8	+1.216	+0.230 <b>149.3</b>
6	69 Jérémy CURTY	FRA	CARMINE		<b>2:49.458</b>	6	7	+1.774	+0.558 <b>148.8</b>
7	1 Pascal ARELLANO	FRA	T2CM		<b>2:49.708</b>	6	7	+2.024	+0.250 <b>148.6</b>
8	44 Veenesh SHUNKER	FRA	CVS AUTO BY T2CM		<b>2:52.076</b>	6	7	+4.392	+2.368 <b>146.5</b>

SOME LAP TIMES DELETED FOR CAR N° 1, 3, 4, 5, 8, 9, 12, 21, 41 DUE TO TRACK LIMITS.

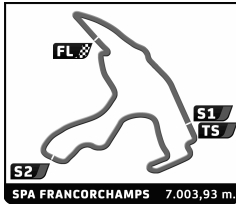
Published at: .....

Track Status:

**DRY**

Stewards:


Timekeeper:



**CLIO CUP FRANCE**  
SPA EURO RACE 2014  
QUALIFYING 2

Best Sector Times


SECTOR 1			SECTOR 2			SECTOR 3			Pos	Driver	Ideal Lap	Best Lap
Pos	Driver	Time	Driver	Time	Driver	Time						
1	3 B.CASTAGNE	48.056	64 E.TREMOULET	1:15.178	4 X.FOUINEAU	43.096	1	4 X.FOUINEAU	2'46.836	2:47.094	(2)	
2	7 N.MILAN	48.135	4 X.FOUINEAU	1:15.380	33 D.BERNARDI	43.190	2	7 N.MILAN	2'47.069	2:47.069	(1)	
3	33 D.BERNARDI	48.280	7 N.MILAN	1:15.509	23 D.GIBAUD	43.220	3	3 B.CASTAGNE	2'47.479	2:47.590	(3)	
4	25 J.LIGIER	48.292	95 O.JOUFFRET	1:15.602	25 J.LIGIER	43.374	4	25 J.LIGIER	2'47.485	2:47.684	(4)	
5	4 X.FOUINEAU	48.360	9 A.BOULAY	1:15.604	7 N.MILAN	43.425	5	64 E.TREMOULET	2'47.659	2:47.706	(5)	
6	95 O.JOUFFRET	48.480	14 J.NEVEU	1:15.663	99 J.NAVARRO	43.445	6	95 O.JOUFFRET	2'47.721	2:48.061	(6)	
7	34 C.MATEU	48.597	3 B.CASTAGNE	1:15.729	8 S.LUKA	43.581	7	33 D.BERNARDI	2'47.836	2:48.160	(8)	
8	8 S.LUKA	48.647	25 J.LIGIER	1:15.819	5 J.LAMIC	43.585	8	99 J.NAVARRO	2'48.001	2:48.670	(11)	
9	64 E.TREMOULET	48.657	99 J.NAVARRO	1:15.884	1 P.ARELLANO	43.613	9	14 J.NEVEU	2'48.028	2:48.092	(7)	
10	99 J.NAVARRO	48.672	23 D.GIBAUD	1:15.975	95 O.JOUFFRET	43.639	10	23 D.GIBAUD	2'48.137	2:48.445	(9)	
11	14 J.NEVEU	48.679	8 S.LUKA	1:16.106	14 J.NEVEU	43.686	11	8 S.LUKA	2'48.334	2:48.660	(10)	
12	5 J.LAMIC	48.735	5 J.LAMIC	1:16.227	3 B.CASTAGNE	43.694	12	5 J.LAMIC	2'48.547	2:48.760	(12)	
13	41 P.SCHARMACH	48.853	34 C.MATEU	1:16.311	69 J.CURTY	43.699	13	34 C.MATEU	2'48.630	2:48.900	(13)	
14	1 P.ARELLANO	48.884	33 D.BERNARDI	1:16.366	34 C.MATEU	43.722	14	9 A.BOULAY	2'49.039	2:49.558	(15)	
15	23 D.GIBAUD	48.942	69 J.CURTY	1:16.373	21 F.TRAYNARD	43.787	15	69 J.CURTY	2'49.082	2:49.458	(14)	
16	69 J.CURTY	49.010	12 E.RAFFIN	1:16.475	64 E.TREMOULET	43.824	16	1 P.ARELLANO	2'49.140	2:49.708	(16)	
17	21 F.TRAYNARD	49.159	1 P.ARELLANO	1:16.643	6 J.FABREGAT	43.885	17	41 P.SCHARMACH	2'49.571	2:50.345	(17)	
18	12 E.RAFFIN	49.303	41 P.SCHARMACH	1:16.700	44 V.SHUNKER	43.943	18	12 E.RAFFIN	2'50.068	2:51.084	(19)	
19	9 A.BOULAY	49.360	44 V.SHUNKER	1:17.153	41 P.SCHARMACH	44.018	19	21 F.TRAYNARD	2'50.128	2:50.999	(18)	
20	6 J.FABREGAT	49.944	21 F.TRAYNARD	1:17.182	9 A.BOULAY	44.075	20	6 J.FABREGAT	2'51.236	2:51.727	(20)	
21	65 P.PERRIN	50.034	6 J.FABREGAT	1:17.407	12 E.RAFFIN	44.290	21	44 V.SHUNKER	2'51.340	2:52.076	(21)	
22	44 V.SHUNKER	50.244	65 P.PERRIN	1:18.201	65 P.PERRIN	45.313	22	65 P.PERRIN	2'53.548	2:53.548	(22)	



**CLIO CUP FRANCE**  
**SPA EURO RACE 2014**  
**QUALIFYING 2**

**Fastest Lap Sequence**

Practice Time	Driver	Team	Car	Class	Time	Kph	Lap
6:29.527	64 Eric TREMOULET	VICTEAM		GL	<b>2:48.832</b>	149.3	2
19:00.799	64 Eric TREMOULET	VICTEAM		GL	<b>2:48.082</b>	150.0	5
19:01.272	25 Jean-Philippe LIGIER	VICTEAM		R	<b>2:47.982</b>	150.1	5
21:48.505	64 Eric TREMOULET	VICTEAM		GL	<b>2:47.706</b>	150.3	6
21:53.288	3 Benoît CASTAGNE	RAIWOIT MONDOLO RACING		GL	<b>2:47.590</b>	150.5	6
22:08.715	4 Xavier FOUINEAU	MILAN COMPÉTITION		GL	<b>2:47.560</b>	150.5	6
22:09.057	7 Nicolas MILAN	MILAN COMPÉTITION		GL	<b>2:47.428</b>	150.6	6
24:55.809	4 Xavier FOUINEAU	MILAN COMPÉTITION		GL	<b>2:47.094</b>	150.9	7
24:56.126	7 Nicolas MILAN	MILAN COMPÉTITION		GL	<b>2:47.069</b>	150.9	7




# CLIO CUP FRANCE SPA EURO RACE 2014 QUALIFYING 2

## Analysis

■ Personal Best    
 ■ Session Best    
 ■ B Crossing the finish line in pit lane

Lap	Time	Sector 1	Sector 2	Sector 3	Kph	Elapsed	Lap	Time	Sector 1	Sector 2	Sector 3	Kph	Elapsed
<b>1</b> <b>Pascal ARELLANO</b> FRA													
T2CM													
1	3:53.722	1:17.990	1:38.823	56.909	107.9	3:53.722							
2	3:09.846	50.453	1:34.169	45.224	132.8	7:03.568							
3	3:46.589 <b>B</b>	49.274	1:26.661	1:30.654	111.3	10:50.157							
4	5:45.095	3:30.834	1:22.472	51.789	73.1	16:35.251							
5	2:49.763	49.086	1:17.064	<b>43.613</b>	148.5	19:25.014							
6	<b>2:49.708</b>	49.194	1:16.712	43.802	148.6	22:14.722							
7	2:49.526	<b>48.884</b>	<b>1:16.643</b>	43.999	148.7	25:04.248							
<b>3</b> <b>Benoit CASTAGNE</b> FRA													
RAIWOIT MONDOLO RACING													
1	3:52.741	1:17.098	1:39.097	56.546	108.3	3:52.741							
2	2:49.681	49.418	1:16.004	44.259	148.6	6:42.422							
3	3:23.658 <b>B</b>	48.630	1:20.738	1:14.290	123.8	10:06.080							
4	6:11.767	4:01.668	1:22.455	47.644	67.8	16:17.846							
5	2:47.852	48.342	<b>1:15.729</b>	43.781	150.2	19:05.698							
6	<b>2:47.590</b>	<b>48.056</b>	1:15.840	<b>43.694</b>	150.5	21:53.288							
7	2:51.878	50.188	1:17.139	44.551	146.7	24:45.166							
8	2:48.716	48.628	1:15.892	44.196	149.4	27:33.882							
<b>4</b> <b>Xavier FOUINEAU</b> FRA													
MILAN COMPÉTITION													
1	3:56.816	1:08.568	1:44.991	1:03.257	106.5	3:56.816							
2	2:50.540	49.770	1:16.669	44.101	147.8	6:47.356							
3	3:22.922 <b>B</b>	49.021	1:27.702	1:06.199	124.3	10:10.278							
4	6:22.358	4:08.724	1:21.198	52.436	65.9	16:32.635							
5	2:48.520	48.925	1:15.787	43.808	149.6	19:21.155							
6	2:47.560	48.581	<b>1:15.380</b>	43.599	150.5	22:08.715							
7	<b>2:47.094</b>	<b>48.360</b>	1:15.412	43.322	150.9	24:55.809							
8	2:47.045	48.378	1:15.571	<b>43.096</b>	150.9	27:42.854							
<b>5</b> <b>Jean-Philippe LAMIC</b> FRA													
VICTEAM													
1	3:41.861	56.347	1:44.365	1:01.149	113.6	3:41.861							
2	2:50.148	49.349	1:16.578	44.221	148.2	6:32.009							
3	3:28.483 <b>B</b>	48.891	1:23.418	1:16.174	120.9	10:00.492							
4	6:13.807	4:02.047	1:23.515	48.245	67.5	16:14.298							
5	2:49.785	48.922	1:16.997	43.866	148.5	19:04.083							
6	<b>2:48.760</b>	<b>48.735</b>	1:16.440	<b>43.585</b>	149.4	21:52.843							
7	2:49.573	48.976	1:16.305	44.292	148.7	24:42.416							
8	2:53.413	52.652	<b>1:16.227</b>	44.534	145.4	27:35.829							
<b>6</b> <b>Jacques FABREGAT</b> FRA													
MILAN COMPÉTITION													
1	3:59.963	1:06.501	1:51.843	1:01.619	105.1	3:59.963							
2	3:00.608	51.741	1:23.497	45.370	139.6	7:00.571							
3	3:47.699 <b>B</b>	50.498	1:27.925	1:29.276	110.7	10:48.270							
4	5:48.235	3:33.516	1:22.427	52.292	72.4	16:36.504							
5	2:52.497	<b>49.944</b>	1:18.344	44.209	146.2	19:29.001							
6	2:52.963	51.045	1:18.033	<b>43.885</b>	145.8	22:21.964							
7	<b>2:51.727</b>	50.266	<b>1:17.407</b>	44.054	146.8	25:13.691							
<b>7</b> <b>Nicolas MILAN</b> FRA													
MILAN COMPÉTITION													
1	3:57.345	1:16.191	1:38.331	1:02.823	106.2	3:57.345							
2	2:51.125	49.397	1:17.875	43.853	147.3	6:48.470							
3	3:28.165 <b>B</b>	48.565	1:27.786	1:11.814	121.1	10:16.635							
4	6:16.517	4:03.213	1:21.296	52.008	67.0	16:33.151							
5	2:48.478	48.548	1:16.108	43.822	149.7	19:21.629							
6	2:47.428	48.238	1:15.667	43.523	150.6	22:09.057							
7	<b>2:47.069</b>	<b>48.135</b>	<b>1:15.509</b>	<b>43.425</b>	150.9	24:56.126							
8	3:31.288 <b>B</b>	52.965	1:19.341	1:18.982	119.3	28:27.414							
<b>8</b> <b>Sami LUKA</b> BEL													
MILAN COMPÉTITION													
1	3:58.300	1:09.608	1:45.394	1:03.298	105.8	3:58.300							
2	2:56.717	50.091	1:21.618	45.008	142.7	6:55.017							
3	3:27.009 <b>B</b>	49.318	1:22.712	1:14.979	121.8	10:22.026							
4	6:11.601	3:58.183	1:21.357	52.061	67.9	16:33.626							
5	2:48.361	48.674	<b>1:16.106</b>	<b>43.581</b>	149.8	19:21.987							
6	2:49.502	48.892	1:16.774	43.836	148.8	22:11.489							
7	<b>2:48.660</b>	<b>48.647</b>	1:16.162	43.851	149.5	25:00.149							
<b>9</b> <b>Antoine BOULAY</b> FRA													
AUTOSPORT GP													
1	4:41.649	2:08.674	1:40.338	52.637	89.5	4:41.649							
2	8:22.286 <b>B</b>	50.695	6:03.818	1:27.773	50.2	13:03.934							
3	7:02.750	4:53.379	1:23.520	45.851	59.6	20:06.684							
4	<b>2:49.558</b>	49.491	1:15.859	44.208	148.7	22:56.242							
5	2:49.039	<b>49.360</b>	<b>1:15.604</b>	<b>44.075</b>	149.2	25:45.281							
<b>12</b> <b>Emmanuel RAFFIN</b> FRA													
AUTOSPORT GP													
1	4:16.282	1:39.988	1:37.487	58.807	98.4	4:16.282							
2	2:57.564	52.766	1:19.795	45.003	142.0	7:13.846							
3	3:52.651 <b>B</b>	50.158	1:45.769	1:16.724	108.4	11:06.497							
4	5:34.051	3:24.555	1:20.271	49.225	75.5	16:40.547							
5	<b>2:51.084</b>	50.319	<b>1:16.475</b>	<b>44.290</b>	147.4	19:31.631							
6	2:58.536	<b>49.303</b>	1:24.376	44.857	141.2	22:30.167							
7	2:52.435	50.502	1:17.239	44.694	146.2	25:22.602							
<b>14</b> <b>Julien NEVEU</b> FRA													
AUTOSPORT GP													
1	4:31.808	2:02.532	1:37.375	51.901	92.8	4:31.808							
2	2:52.499	50.383	1:17.508	44.608	146.2	7:24.307							
3	3:44.903 <b>B</b>	50.319	1:35.820	1:18.764	112.1	11:09.210							
4	5:39.761	3:35.236	1:19.970	44.555	74.2	16:48.970							
5	2:49.231	49.147	1:15.951	44.133	149.0	19:38.201							
6	2:48.601	49.028	<b>1:15.663</b>	43.910	149.5	22:26.802							
7	<b>2:48.092</b>	<b>48.679</b>	1:15.727	<b>43.686</b>	150.0	25:14.894							
<b>21</b> <b>Franck TRAYNARD</b> FRA													
AUTOSPORT GP													
1	4:17.237	1:40.556	1:37.492	59.189	98.0	4:17.237							
2	2:57.366	52.716	1:19.322	45.328	142.2	7:14.603							
3	3:47.561 <b>B</b>	49.465	1:43.457	1:14.639	110.8	11:02.164							



# CLIO CUP FRANCE SPA EURO RACE 2014 QUALIFYING 2

## Analysis

■ Personal Best   
 ■ Session Best   
 ■ B Crossing the finish line in pit lane

Lap	Time	Sector 1	Sector 2	Sector 3	Kph	Elapsed
4	5:36.709	3:25.706	1:20.556	50.447	74.9	16:38.872
5	<b>2:50.999</b>	49.761	<b>1:17.182</b>	44.056	147.5	19:29.871
6	2:53.497	50.912	1:18.676	43.909	145.3	22:23.368
7	2:50.916	<b>49.159</b>	1:17.970	<b>43.787</b>	147.5	25:14.284

**23 Denis GIBAUD** FRA  
MILAN COMPETITION

1	3:59.053	1:15.572	1:40.025	1:03.456	105.5	3:59.053
2	3:11.020	50.650	1:35.775	44.595	132.0	7:10.073
3	3:48.463B	50.612	1:25.957	1:31.894	110.4	10:58.536
4	5:36.359	3:22.270	1:22.912	51.177	75.0	16:34.894
5	<b>2:48.445</b>	49.250	<b>1:15.975</b>	<b>43.220</b>	149.7	19:23.339
6	2:49.109	49.331	1:16.025	43.753	149.1	22:12.448
7	2:48.627	<b>48.942</b>	1:16.139	43.546	149.5	25:01.075

**25 Jean-Philippe LIGIER** FRA  
VICTEAM

1	3:43.053	56.636	1:44.958	1:01.459	113.0	3:43.053
2	2:49.617	49.452	1:16.051	44.114	148.7	6:32.670
3	3:25.502B	48.662	1:21.909	1:14.931	122.7	9:58.172
4	6:15.119	4:03.202	1:23.800	48.117	67.2	16:13.290
5	2:47.982	48.718	1:15.890	<b>43.374</b>	150.1	19:01.272
6	2:48.115	48.453	1:15.935	43.727	150.0	21:49.387
7	<b>2:47.684</b>	<b>48.292</b>	<b>1:15.819</b>	43.573	150.4	24:37.071
8	2:48.240	48.308	1:16.114	43.818	149.9	27:25.311

**33 Denis BERNARDI** FRA  
SPORTTECH RACING

1	3:55.661	1:19.083	1:38.336	58.242	107.0	3:55.661
2	2:53.467	48.726	1:21.047	43.694	145.4	6:49.128
3	3:31.027B	48.297	1:29.090	1:13.640	119.5	10:20.155
4	6:14.312	4:00.447	1:22.417	51.448	67.4	16:34.466
5	<b>2:48.160</b>	48.604	<b>1:16.366</b>	<b>43.190</b>	149.9	19:22.626
6	3:11.268B	<b>48.280</b>	1:24.074	58.914	131.8	22:33.894

**34 Clement MATEU** FRA  
MOTORSPORT DEVELOPEMENT

1	3:54.261	1:19.923	1:37.083	57.255	107.6	3:54.261
2	2:53.678	49.869	1:19.589	44.220	145.2	6:47.939
3	3:30.300B	49.036	1:28.745	1:12.519	119.9	10:18.239
4	6:00.313	3:49.981	1:22.368	47.964	70.0	16:18.551
5	2:49.141	48.865	<b>1:16.311</b>	43.965	149.1	19:07.692
6	2:51.953	<b>48.597</b>	1:16.602	46.754	146.6	21:59.645
7	2:49.166	48.852	1:16.351	43.963	149.0	24:48.811
8	<b>2:48.900</b>	48.664	1:16.514	<b>43.722</b>	149.3	27:37.711

**41 Peter SCHARMACH** NZL  
TEAM SESTERHEIM

1	4:09.530	1:25.924	1:37.027	1:06.579	101.0	4:09.530
2	2:53.611	50.184	1:18.453	44.974	145.2	7:03.141
3	3:49.311B	49.935	1:27.596	1:31.780	110.0	10:52.452
4	5:29.931	3:16.971	1:22.854	50.106	76.4	16:22.382
5	2:50.796	49.660	1:17.118	<b>44.018</b>	147.6	19:13.178
6	2:49.982	49.007	<b>1:16.700</b>	44.275	148.3	22:03.160
7	<b>2:50.345</b>	49.310	1:16.940	44.095	148.0	24:53.505

Lap	Time	Sector 1	Sector 2	Sector 3	Kph	Elapsed
8	2:50.100	<b>48.853</b>	1:16.735	44.512	148.2	27:43.605

**44 Veenuh SHUNKER** FRA  
CVS AUTO BY T2CM

1	4:12.162	1:41.800	1:33.836	56.526	100.0	4:12.162
2	3:12.545	51.011	1:37.591	<b>43.943</b>	131.0	7:24.707
3	3:45.761B	50.542	1:35.843	1:19.376	111.7	11:10.468
4	5:26.785	3:13.035	1:21.274	52.476	77.2	16:37.252
5	2:52.108	<b>50.244</b>	1:17.723	44.141	146.5	19:29.360
6	<b>2:52.076</b>	50.942	<b>1:17.153</b>	43.981	146.5	22:21.436
7	3:09.429	50.833	1:24.519	54.077	133.1	25:30.865

**64 Eric TREMOULET** FRA  
VICTEAM

1	3:40.695	55.917	1:43.761	1:01.017	114.2	3:40.695
2	2:48.832	49.223	1:15.350	44.259	149.3	6:29.527
3	3:26.758B	48.949	1:21.868	1:15.941	122.0	9:56.285
4	6:16.433	4:04.212	1:24.147	48.074	67.0	16:12.717
5	2:48.082	48.887	1:15.339	43.856	150.0	19:00.799
6	<b>2:47.706</b>	48.678	<b>1:15.178</b>	43.850	150.3	21:48.505
7	2:47.742	<b>48.657</b>	1:15.261	<b>43.824</b>	150.3	24:36.247
8	2:50.133	49.129	1:16.672	44.332	148.2	27:26.380

**65 Patrick PERRIN** FRA  
CARMINE

1	4:00.872	1:35.616	1:29.128	56.128	104.7	4:00.872
2	3:03.282	51.555	1:24.765	46.962	137.6	7:04.154
3	3:50.021B	50.520	1:28.591	1:30.910	109.6	10:54.175
4	5:29.144	3:16.010	1:22.670	50.464	76.6	16:23.318
5	<b>2:53.548</b>	<b>50.034</b>	<b>1:18.201</b>	<b>45.313</b>	145.3	19:16.866
6	3:28.746B	1:04.341	1:23.161	1:01.244	120.8	22:45.612

**69 Jérémy CURTY** FRA  
CARMINE


1	3:57.794	1:19.902	1:38.637	59.255	106.0	3:57.794
2	3:13.131	50.037	1:38.361	44.733	130.6	7:10.925
3	3:44.999B	49.970	1:23.037	1:31.992	112.1	10:55.924
4	5:39.994	3:18.228	1:28.088	53.678	74.2	16:35.917
5	2:50.058	49.136	1:17.223	<b>43.699</b>	148.3	19:25.975
6	<b>2:49.458</b>	49.132	<b>1:16.373</b>	43.953	148.8	22:15.433
7	3:14.873	<b>49.010</b>	1:31.978	53.885	129.4	25:30.306

**95 Olivier JOUFFRET** FRA  
VICTEAM

1	3:45.824	57.846	1:45.310	1:02.668	111.7	3:45.824
2	2:49.417	49.236	1:16.465	43.716	148.8	6:35.241
3	3:27.899B	49.255	1:21.372	1:17.272	121.3	10:03.140
4	6:11.973	4:00.820	1:23.619	47.534	67.8	16:15.112
5	<b>2:48.061</b>	<b>48.480</b>	1:15.942	<b>43.639</b>	150.0	19:03.173
6	2:48.239	48.967	<b>1:15.602</b>	43.670	149.9	21:51.412
7	3:23.604B	56.424	1:27.199	59.981	123.8	25:15.016

**99 Jean-Laurent NAVARRO** FRA  
MOTORSPORT DEVELOPEMENT

1	3:59.524	1:20.432	1:38.443	1:00.649	105.3	3:59.524
---	----------	----------	----------	----------	-------	----------




**CLIO CUP FRANCE**  
**SPA EURO RACE 2014**  
**QUALIFYING 2**

Analysis

■ Personal Best   
 ■ Session Best   
 **B** Crossing the finish line in pit lane

Lap	Time	Sector 1	Sector 2	Sector 3	Kph	Elapsed	Lap	Time	Sector 1	Sector 2	Sector 3	Kph	Elapsed
2	2:56.305	50.296	1:19.997	46.012	143.0	6:55.829							
3	3:28.360 <b>B</b>	50.141	1:21.652	1:16.567	121.0	10:24.189							
4	5:54.816	3:44.623	1:22.599	47.594	71.1	16:19.004							
5	2:49.204	49.485	<span style="color: green;">1:15.884</span>	43.835	149.0	19:08.208							
6	2:48.968	<span style="color: green;">48.672</span>	1:16.056	44.240	149.2	21:57.176							
7	2:49.200	49.153	1:16.143	43.904	149.0	24:46.376							
8	<span style="color: green;">2:48.670</span>	48.958	1:16.267	<span style="color: green;">43.445</span>	149.5	27:35.046							



**CLIO CUP FRANCE**  
**SPA EURO RACE 2014**  
**RACE 2 (25' + 1 lap)**


Starting Grid

2:52.076	<b>Veenesh SHUNKER</b>	CVS AUTO BY T2CM	44	- 11 -	65	CARMINE	2:53.548	Patrick PERRIN
2:51.084	<b>Emmanuel RAFFIN</b>	AUTOSPORT GP	12	- 10 -	6	MILAN COMPÉTITION	2:51.727	Jacques FABREGAT
2:50.345	<b>Peter SCHARMACH</b>	TEAM SESTERHEIM	41	- 9 -	21	AUTOSPORT GP	2:50.999	Franck TRAYNARD
2:49.558	<b>Antoine BOULAY</b>	AUTOSPORT GP	9	- 8 -	1	T2CM	2:49.708	Pascal ARELLANO
2:48.900	<b>Clement MATEU</b>	MOTORSPORT DÉVELOPPEMENT	34	- 7 -	69	CARMINE	2:49.458	Jérémy CURTY
2:48.670	<b>Jean-Laurent NAVARRO</b>	MOTORSPORT DÉVELOPPEMENT	99	- 6 -	5	VICTEAM	2:48.760	Jean-Philippe LAMIC
2:48.445	<b>Denis GIBAUD</b>	MILAN COMPÉTITION	23	- 5 -	8	MILAN COMPÉTITION	2:48.660	Sami LUKA
2:48.092	<b>Julien NEVEU</b>	AUTOSPORT GP	14	- 4 -	33	SPORTECH RACING	2:48.160	Denis BERNARDI
2:47.706	<b>Eric TREMOULET</b>	VICTEAM	64	- 3 -	95	VICTEAM	2:48.061	Olivier JOUFFRET
2:47.590	<b>Benoit CASTAGNE</b>	RAIWOIT MONDOLO RACING	3	- 2 -	25	VICTEAM	2:47.684	Jean-Philippe LIGIER
2:47.069	<b>Nicolas MILAN</b>	MILAN COMPÉTITION	7	- 1 -	4	MILAN COMPÉTITION	2:47.094	Xavier FOUINEAU

Pole

Stewards:

Timekeeper:



**SPA EURO RACE 2014**  
**CLIO CUP FRANCE**  
**RACE 2 (25' + 1 lap)**

**Final Classification**

Drivers	Nat	Team	Vehicle	Class	Laps	Total Time	Gap	Avg		Best Lap		Avg Kph
								Kph	Lap	Time	Kph	
1	7	Nicolas MILAN	FRA	MILAN COMPÉTITION	GL	10	<b>28:21.228</b>	-	148.2	6	<b>2:49.555</b>	148.7
2	64	Eric TREMOULET	FRA	VICTEAM	GL	10	<b>28:22.635</b>	+1.407	148.1	2	<b>2:48.825</b>	149.4
3	3	Benoît CASTAGNE	FRA	RAIWOIT MONDOLO RACING	GL	10	<b>28:23.382</b>	+2.154	148.0	7	<b>2:49.398</b>	148.8
4	4	Xavier FOUINEAU	FRA	MILAN COMPÉTITION	GL	10	<b>28:23.953</b>	+2.725	148.0	2	<b>2:49.116</b>	149.1
5	25	Jean-Philippe LIGIER	FRA	VICTEAM	R	10	<b>28:36.601</b>	+15.373	146.9	3	<b>2:49.709</b>	148.6
6	8	Sami LUKA	BEL	MILAN COMPÉTITION	GL	10	<b>28:42.850</b>	+21.622	146.4	4	<b>2:50.153</b>	148.2
7	1	Pascal ARELLANO	FRA	T2CM	R	10	<b>28:44.549</b>	+23.321	146.2	3	<b>2:50.748</b>	147.7
8	9	Antoine BOULAY	FRA	AUTOSPORT GP	GTL	10	<b>28:45.162</b>	+23.934	146.2	3	<b>2:50.447</b>	147.9
9	14	Julien NEVEU	FRA	AUTOSPORT GP	GL	10	<b>28:50.933</b>	+29.705	145.7	6	<b>2:50.696</b>	147.7
10	12	Emmanuel RAFFIN	FRA	AUTOSPORT GP	GTL	10	<b>28:54.654</b>	+33.426	145.4	3	<b>2:51.093</b>	147.4
11	6	Jacques FABREGAT	FRA	MILAN COMPÉTITION	GTL	10	<b>28:55.035</b>	+33.807	145.3	3	<b>2:51.673</b>	146.9
12	99	Jean-Laurent NAVARRO	FRA	MOTORSPORT DÉVELOPPEMENT	R	10	<b>28:58.425</b>	+37.197	145.0	2	<b>2:50.797</b>	147.6
13	21	Franck TRAYNARD	FRA	AUTOSPORT GP	GTL	10	<b>29:00.905</b>	+39.677	144.8	9	<b>2:51.992</b>	146.6
14	5	Jean-Philippe LAMIC	FRA	VICTEAM	GL	10	<b>29:09.051</b>	+47.823	144.2	3	<b>2:50.466</b>	147.9
15	33	Denis BERNARDI	FRA	SPORTECH RACING	R	10	<b>29:10.300</b>	+49.072	144.1	3	<b>2:49.188</b>	149.0
16	23	Denis GIBAUD	FRA	MILAN COMPÉTITION	GTL	10	<b>29:14.037</b>	+52.809	143.7	2	<b>2:51.049</b>	147.4
17	41	Peter SCHARMACH	NZL	TEAM SESTERHEIM	GL	10	<b>29:29.675</b>	+1:08.447	142.5	7	<b>2:51.571</b>	147.0
<b>Not classified:</b>												
95	Olivier JOUFFRET	FRA	VICTEAM	R	10	<b>29:18.582</b>				2	<b>2:49.211</b>	149.0
44	Veenesh SHUNKER	FRA	CVS AUTO BY T2CM	R	7	<b>20:19.031</b>				5	<b>2:51.919</b>	146.7
34	Clement MATEU	FRA	MOTORSPORT DÉVELOPPEMENT	R	6	<b>17:34.138</b>				5	<b>2:50.762</b>	147.7
69	Jérémy CURTY	FRA	CARMINE	R	6	<b>30:31.671</b>				2	<b>2:52.891</b>	145.8
65	Patrick PERRIN	FRA	CARMINE	GTL	5	<b>15:01.488</b>				3	<b>2:51.757</b>	146.8

<b>Pole Position</b>		N. MILAN	<b>2:47.069</b>	150.9 Kph
<b>Fastest Lap</b>	Lap 2	Eric TREMOULET	<b>2:48.825</b>	149.4 Kph


30 SECONDS PENALTY FOR CARS N° 41 AND 95 DUE TO TRACK LIMITS.  
 30 SECONDS PENALTY FOR CARS N° 33 AND 23 DUE TO STEWARDS DECISION N° 24 AND 25.

Published at: .....

Track Status: **DRY**

<b>Stewards:</b>	<b>Timekeeper:</b>
------------------	--------------------





**CLIO CUP FRANCE**  
SPA EURO RACE 2014  
RACE 2

Final Classification by Class

Nr.	Driver	Nat	Team	Car	Laps	Total Time	Gap	Kph	Best Lap			
									Lap	Time	Kph	
<b>CL</b>												
1	7 Nicolas MILAN	FRA	MILAN COMPÉTITION		10	<b>28:21.228</b>		148.2	6	<b>2:49.555</b>	148.7	
2	64 Eric TREMOULET	FRA	VICTEAM		10	<b>28:22.635</b>	+1.407	148.1	2	<b>2:48.825</b>	149.4	
3	3 Benoît CASTAGNE	FRA	RAIWOIT MONDOLO RACING		10	<b>28:23.382</b>	+2.154	148.0	7	<b>2:49.398</b>	148.8	
4	4 Xavier FOUINEAU	FRA	MILAN COMPÉTITION		10	<b>28:23.953</b>	+2.725	148.0	2	<b>2:49.116</b>	149.1	
5	8 Sami LUKA	BEL	MILAN COMPÉTITION		10	<b>28:42.850</b>	+21.622	146.4	4	<b>2:50.153</b>	148.2	
6	14 Julien NEVEU	FRA	AUTOSPORT GP		10	<b>28:50.933</b>	+29.705	145.7	6	<b>2:50.696</b>	147.7	
7	5 Jean-Philippe LAMIC	FRA	VICTEAM		10	<b>29:09.051</b>	+47.823	144.2	3	<b>2:50.466</b>	147.9	
8	41 Peter SCHARMACH	NZL	TEAM SESTERHEIM		10	<b>29:29.675</b>	+1'08.447	142.5	7	<b>2:51.571</b>	147.0	
<b>CTL</b>												
1	9 Antoine BOULAY	FRA	AUTOSPORT GP		10	<b>28:45.162</b>		146.2	3	<b>2:50.447</b>	147.9	
2	12 Emmanuel RAFFIN	FRA	AUTOSPORT GP		10	<b>28:54.654</b>	+9.492	145.4	3	<b>2:51.093</b>	147.4	
3	6 Jacques FABREGAT	FRA	MILAN COMPÉTITION		10	<b>28:55.035</b>	+9.873	145.3	3	<b>2:51.673</b>	146.9	
4	21 Franck TRAYNARD	FRA	AUTOSPORT GP		10	<b>29:00.905</b>	+15.743	144.8	9	<b>2:51.992</b>	146.6	
5	23 Denis GIBAUD	FRA	MILAN COMPÉTITION		10	<b>29:14.037</b>	+28.875	143.7	2	<b>2:51.049</b>	147.4	
<b>Not classified:</b>												
65	Patrick PERRIN	FRA	CARMINE		5	<b>15:01.488</b>	5 Laps	139.8	3	<b>2:51.757</b>	146.8	
<b>R</b>												
1	25 Jean-Philippe LIGIER	FRA	VICTEAM		10	<b>28:36.601</b>		146.9	3	<b>2:49.709</b>	148.6	
2	1 Pascal ARELLANO	FRA	T2CM		10	<b>28:44.549</b>	+7.948	146.2	3	<b>2:50.748</b>	147.7	
3	99 Jean-Laurent NAVARRO	FRA	MOTORSPORT DÉVELOPPEMENT		10	<b>28:58.425</b>	+21.824	145.0	2	<b>2:50.797</b>	147.6	
4	33 Denis BERNARDI	FRA	SPORTECH RACING		10	<b>29:10.300</b>	+33.699	144.1	3	<b>2:49.188</b>	149.0	
<b>Not classified:</b>												
95	Olivier JOUFFRET	FRA	VICTEAM		10	<b>29:18.582</b>		143.4	2	<b>2:49.211</b>	149.0	
44	Veenesh SHUNKER	FRA	CVS AUTO BY T2CM		7	<b>20:19.031</b>	3 Laps	144.8	5	<b>2:51.919</b>	146.7	
34	Clement MATEU	FRA	MOTORSPORT DÉVELOPPEMENT		6	<b>17:34.138</b>		143.5	5	<b>2:50.762</b>	147.7	
69	Jérémy CURTY	FRA	CARMINE		6	<b>30:31.671</b>	4 Laps	82.6	2	<b>2:52.891</b>	145.8	

30 SECONDS PENALTY FOR CARS N° 41 AND 95 DUE TO TRACK LIMITS.  
30 SECONDS PENALTY FOR CARS N° 33 AND 23 DUE TO STEWARDS DECISION N° 24 AND 25.


Published at: .....

Track Status:

**DRY**

Stewards:


Timekeeper:



**CLIO CUP FRANCE**  
**SPA EURO RACE 2014**  
**RACE 2**

Lap Chart


		LAP										
Nr	Pos	Pos	1	2	3	4	5	6	7	8	9	10
7	<b>1</b>	7	7	7	7	7	7	7	7	7	7	7
4	<b>2</b>	4	3	64	64	64	64	64	64	64	64	64
3	<b>3</b>	3	64	3	3	3	3	3	3	3	3	3
25	<b>4</b>	25	4	4	4	4	4	4	4	4	4	4
64	<b>5</b>	64	95	95	95	33	95	33	33	25	25	25
95	<b>6</b>	95	25	33	33	95	33	25	25	33	8	33
14	<b>7</b>	14	33	25	25	25	25	95	95	95	14	8
33	<b>8</b>	33	14	14	14	14	14	14	8	8	95	23
23	<b>9</b>	23	34	8	8	8	8	8	14	14	33	1
8	<b>10</b>	8	8	34	34	34	34	23	23	23	23	9
99	<b>11</b>	99	99	99	99	23	23	1	1	1	1	95
5	<b>12</b>	5	23	23	23	99	99	5	9	9	9	14
34	<b>13</b>	34	5	5	5	5	5	9	12	12	99	12
69	<b>14</b>	69	9	9	9	9	1	99	99	99	12	6
9	<b>15</b>	9	1	1	1	1	9	12	6	6	6	99
1	<b>16</b>	1	6	6	6	6	12	6	44	41	41	41
41	<b>17</b>	41	69	69	65	12	6	44	5	21	21	21
21	<b>18</b>	21	44	65	12	65	44	21	21	5	5	5
12	<b>19</b>	12	12	44	69	44	21	41	41			
6	<b>20</b>	6	65	12	44	21	41	34				
44	<b>21</b>	44	21	21	21	41	65	69				
65	<b>22</b>	65	41	41	41	69	69					



**CLIO CUP FRANCE**  
SPA EURO RACE 2014  
RACE 2

Best Sector Times


SECTOR 1			SECTOR 2			SECTOR 3			Pos	Driver	Ideal Lap	Best Lap
Pos	Driver	Time	Driver	Time	Driver	Time						
1	64 E.TREMOULET	48.283	7 N.MILAN	1:16.018	33 D.BERNARDI	43.605	1	64 E.TREMOULET	2'48.584	2:48.825	(1)	
2	33 D.BERNARDI	48.500	4 X.FOUINEAU	1:16.227	95 O.JOUFFRET	43.768	2	33 D.BERNARDI	2'48.715	2:49.188	(3)	
3	3 B.CASTAGNE	48.531	95 O.JOUFFRET	1:16.369	4 X.FOUINEAU	43.845	3	4 X.FOUINEAU	2'48.784	2:49.116	(2)	
4	25 J.LIGIER	48.628	64 E.TREMOULET	1:16.399	7 N.MILAN	43.866	4	7 N.MILAN	2'48.799	2:49.555	(6)	
5	8 S.LUKA	48.646	3 B.CASTAGNE	1:16.459	25 J.LIGIER	43.894	5	3 B.CASTAGNE	2'49.037	2:49.398	(5)	
6	4 X.FOUINEAU	48.712	33 D.BERNARDI	1:16.610	64 E.TREMOULET	43.902	6	95 O.JOUFFRET	2'49.040	2:49.211	(4)	
7	14 J.NEVEU	48.812	99 J.NAVARRO	1:16.859	99 J.NAVARRO	44.029	7	8 S.LUKA	2'49.612	2:50.153	(8)	
8	1 P.ARELLANO	48.840	8 S.LUKA	1:16.930	8 S.LUKA	44.036	8	25 J.LIGIER	2'49.643	2:49.709	(7)	
9	99 J.NAVARRO	48.896	14 J.NEVEU	1:16.975	3 B.CASTAGNE	44.047	9	99 J.NAVARRO	2'49.784	2:50.797	(14)	
10	95 O.JOUFFRET	48.903	23 D.GIBAUD	1:17.012	5 J.LAMIC	44.101	10	14 J.NEVEU	2'50.061	2:50.696	(11)	
11	7 N.MILAN	48.915	5 J.LAMIC	1:17.099	9 A.BOULAY	44.101	11	5 J.LAMIC	2'50.290	2:50.466	(10)	
12	9 A.BOULAY	49.050	25 J.LIGIER	1:17.121	23 D.GIBAUD	44.120	12	23 D.GIBAUD	2'50.328	2:51.049	(15)	
13	41 P.SCHARMACH	49.088	12 E.RAFFIN	1:17.167	1 P.ARELLANO	44.257	13	9 A.BOULAY	2'50.447	2:50.447	(9)	
14	5 J.LAMIC	49.090	34 C.MATEU	1:17.198	14 J.NEVEU	44.274	14	1 P.ARELLANO	2'50.512	2:50.748	(12)	
15	23 D.GIBAUD	49.196	9 A.BOULAY	1:17.296	12 E.RAFFIN	44.287	15	34 C.MATEU	2'50.716	2:50.762	(13)	
16	34 C.MATEU	49.213	44 V.SHUNKER	1:17.344	34 C.MATEU	44.305	16	12 E.RAFFIN	2'50.751	2:51.093	(16)	
17	21 F.TRAYNARD	49.286	65 P.PERRIN	1:17.367	41 P.SCHARMACH	44.318	17	41 P.SCHARMACH	2'50.917	2:51.571	(17)	
18	65 P.PERRIN	49.293	6 J.FABREGAT	1:17.409	44 V.SHUNKER	44.368	18	65 P.PERRIN	2'51.306	2:51.757	(19)	
19	12 E.RAFFIN	49.297	1 P.ARELLANO	1:17.415	6 J.FABREGAT	44.399	19	21 F.TRAYNARD	2'51.394	2:51.992	(21)	
20	6 J.FABREGAT	49.684	41 P.SCHARMACH	1:17.511	21 F.TRAYNARD	44.467	20	6 J.FABREGAT	2'51.492	2:51.673	(18)	
21	44 V.SHUNKER	49.834	21 F.TRAYNARD	1:17.641	69 J.CURTY	44.473	21	44 V.SHUNKER	2'51.546	2:51.919	(20)	
22	69 J.CURTY	50.099	69 J.CURTY	1:18.163	65 P.PERRIN	44.646	22	69 J.CURTY	2'52.735	2:52.891	(22)	



**CLIO CUP FRANCE**  
 SPA EURO RACE 2014  
 RACE 2

Fastest Lap Sequence

Practice Time	Driver	Team	Car	Class	Time	Kph	Lap
5:42.573	7 Nicolas MILAN	MILAN COMPÉTITION		GL	<b>2:49.791</b>	148.5	2
5:42.958	64 Eric TREMOULET	VICTEAM		GL	<b>2:48.825</b>	149.4	2




**CLIO CUP FRANCE**  
**SPA EURO RACE 2014**  
**RACE 2**

Analysis by lap

Lapped

Nr	Lap Time	Gap	Nr	Lap Time	Gap	Nr	Lap Time	Gap	Nr	Lap Time	Gap	Nr	Lap Time	Gap										
<b>Lap 1</b>																								
7	2:52.782		25	2:49.709	3.789	9	2:51.582	14.987	25	2:51.529	10.566													
3	2:53.681	0.899	14	2:50.709	7.355	12	2:52.050	19.050	33	2:52.372	10.771													
64	2:54.133	1.351	8	2:51.115	9.524	6	2:53.337	19.688	95	2:51.479	10.928													
4	2:54.720	1.938	34	2:51.404	9.816	44	2:51.919	21.107	8	2:50.725	12.785													
95	2:55.445	2.663	99	2:51.333	10.139	21	2:54.017	25.055	14	2:50.696	13.209													
25	2:56.182	3.400	23	2:51.336	10.570	41	2:52.126	27.993	23	2:51.784	18.734													
33	2:56.635	3.853	5	2:50.466	10.834	65	3:22.165	49.519	1	2:51.740	19.315													
14	2:58.155	5.373	9	2:50.447	11.222	<b>Lap 6</b>							9	2:51.751	20.417									
34	2:58.686	5.904	1	2:50.748	12.152	7	2:49.555		12	2:53.647	26.496													
8	2:59.195	6.413	6	2:51.673	13.675	64	2:49.469	0.290	99	2:52.088	26.559													
99	3:00.221	7.439	65	2:51.757	14.940	3	2:49.643	0.794	6	2:52.398	28.349													
23	3:00.397	7.615	12	2:51.093	15.551	4	2:49.955	1.549	41	2:52.371	34.423													
5	3:00.913	8.131	69	2:53.677	16.091	33	2:51.590	7.080	21	2:54.714	35.099													
9	3:00.995	8.213	44	2:52.625	16.521	25	2:51.581	7.599	5	3:04.196	42.668													
1	3:01.199	8.417	21	2:52.098	17.440	95	2:52.611	8.041	<b>Lap 9</b>															
6	3:01.429	8.647	41	2:51.956	22.828	14	2:50.696	10.418	7	2:49.857														
69	3:01.735	8.953	<b>Lap 4</b>				8	2:50.255	11.125	64	2:50.298	0.672												
44	3:02.302	9.520	7	2:49.581		23	2:51.935	15.500	3	2:50.153	0.940													
12	3:02.679	9.897	64	2:49.505	0.249	1	2:51.351	16.390	4	2:49.882	1.370													
65	3:03.234	10.452	3	2:49.400	0.558	5	2:52.180	16.764	25	2:51.996	12.705													
21	3:03.614	10.832	4	2:49.709	1.187	9	2:51.765	17.197	8	2:51.806	14.734													
41	3:11.005	18.223	33	2:50.745	4.000	99	2:55.587	19.563	14	2:51.745	15.097													
<b>Lap 2</b>														95	2:51.563	4.200	12	2:51.887	21.382	23	2:51.134	15.205		
7	2:49.791		25	2:50.585	4.793	6	2:53.251	23.384	33	2:54.500	15.414													
64	2:48.825	0.385	14	2:50.972	8.746	44	2:52.930	24.482	23	2:51.661	20.538													
3	2:49.764	0.872	8	2:50.153	10.096	21	2:52.746	28.246	1	2:52.022	21.480													
4	2:49.116	1.263	34	2:51.118	11.353	41	2:52.130	30.568	9	2:51.594	22.154													
95	2:49.211	2.083	23	2:51.258	12.247	34	3:10.230	32.614	99	2:52.303	29.005													
33	2:49.225	3.287	99	2:51.720	12.278	<b>Lap 7</b>							12	2:53.208	29.847									
25	2:50.110	3.719	5	2:51.579	12.832	7	2:49.695		6	2:52.687	31.179													
14	2:50.703	6.285	9	2:51.940	13.581	64	2:49.684	0.279	41	2:51.800	36.366													
8	2:51.426	8.048	1	2:51.276	13.847	3	2:49.398	0.497	21	2:51.992	37.234													
34	2:51.938	8.051	6	2:52.433	16.527	4	2:49.852	1.706	5	2:52.482	45.293													
99	2:50.797	8.445	12	2:51.206	17.176	33	2:51.406	8.791	<span style="background-color: #000080; color: white;">69</span>	15:12.247	4 Laps													
23	2:51.049	8.873	65	2:52.171	17.530	4	2:49.852	1.706	<b>Lap 10</b>															
5	2:51.667	10.007	44	2:52.424	19.364	25	2:51.525	9.429	7	2:49.760														
9	2:51.992	10.414	21	2:53.355	21.214	95	2:51.495	9.841	64	2:50.495	1.407													
1	2:52.417	11.043	41	2:52.796	26.043	8	2:51.022	12.452	3	2:50.974	2.154													
6	2:52.785	11.641	69	3:26.903	53.413	14	2:52.182	12.905	4	2:51.115	2.725													
69	2:52.891	12.053	<b>Lap 5</b>				23	2:51.537	17.342	25	2:52.428	15.373												
65	2:52.161	12.822	7	2:50.176		1	2:51.272	17.967	33	2:53.418	19.072													
44	2:53.806	13.535	64	2:50.303	0.376	9	2:51.556	19.058	8	2:56.648	21.622													
12	2:53.991	14.097	3	2:50.324	0.706	12	2:51.554	23.241	23	2:52.031	22.809													
21	2:53.940	14.981	4	2:50.138	1.149	99	2:54.995	24.863	1	2:51.601	23.321													
41	2:52.079	20.511	95	2:50.961	4.985	6	2:52.654	26.343	9	2:51.540	23.934													
<b>Lap 3</b>														5	3:01.795	28.864	95	3:01.909	27.354					
7	2:49.639		25	2:50.956	5.573	21	2:52.226	30.777	14	3:04.368	29.705													
64	2:49.579	0.325	14	2:50.707	9.277	41	2:51.571	32.444	12	2:53.339	33.426													
3	2:49.506	0.739	8	2:50.505	10.425	<b>Lap 8</b>							6	2:52.388	33.807									
4	2:49.435	1.059	34	2:50.762	11.939	7	2:50.392		99	2:57.952	37.197													
95	2:49.774	2.218	23	2:51.049	13.120	64	2:50.344	0.231	41	2:51.841	38.447													
33	2:49.188	2.836	99	2:51.429	13.531	3	2:50.539	0.644	21	2:52.203	39.677													
<b>Lap 4</b>														5	2:52.290	47.823								
7	2:49.639		5	2:51.483	14.139	4	2:50.031	1.345	<span style="background-color: #000080; color: white;">69</span>	3:04.218	4 Laps													
64	2:49.579	0.325	1	2:50.923	14.594																			



# CLIO CUP FRANCE


## SPA EURO RACE 2014

### RACE 2

### Analysis

  Personal Best   
   Session Best   
 B Crossing the finish line in pit lane

Lap	Time	Sector 1	Sector 2	Sector 3	Kph	Elapsed	Lap	Time	Sector 1	Sector 2	Sector 3	Kph	Elapsed
<b>1</b> Pascal ARELLANO							FRA						
T2CM													
1	3:01.199	57.426	1:18.711	45.062	139.2	3:01.199	2	2:52.785	50.091	1:18.264	44.430	145.9	5:54.214
2	2:52.417	49.729	1:18.167	44.521	146.2	5:53.616	3	2:51.673	49.865	1:17.409	44.399	146.9	8:45.887
3	2:50.748	48.840	1:17.415	44.493	147.7	8:44.364	4	2:52.433	49.684	1:18.042	44.707	146.2	11:38.320
4	2:51.276	49.312	1:17.537	44.427	147.2	11:35.640	5	2:53.337	49.908	1:18.800	44.629	145.5	14:31.657
5	2:50.923	48.909	1:17.689	44.325	147.5	14:26.563	6	2:53.251	49.837	1:18.290	45.124	145.5	17:24.908
6	2:51.351	48.858	1:17.877	44.616	147.1	17:17.914	7	2:52.654	49.731	1:18.281	44.642	146.0	20:17.562
7	2:51.272	49.023	1:17.834	44.415	147.2	20:09.186	8	2:52.398	49.721	1:18.226	44.451	146.3	23:09.960
8	2:51.740	49.640	1:17.737	44.363	146.8	23:00.926	9	2:52.687	49.973	1:18.241	44.473	146.0	26:02.647
9	2:52.022	49.288	1:18.248	44.486	146.6	25:52.948	10	2:52.388	49.874	1:18.084	44.430	146.3	28:55.035
10	2:51.601	49.142	1:18.202	44.257	146.9	28:44.549							
<b>3</b> Benoit CASTAGNE							FRA						
RAIWOIT MONDOLO RACING													
1	2:53.681	53.016	1:16.459	44.206	145.2	2:53.681							
2	2:49.764	48.646	1:16.915	44.203	148.5	5:43.445							
3	2:49.506	48.574	1:16.678	44.254	148.8	8:32.951							
4	2:49.400	48.561	1:16.639	44.200	148.8	11:22.351							
5	2:50.324	48.625	1:17.372	44.327	148.0	14:12.675							
6	2:49.643	48.737	1:16.814	44.092	148.6	17:02.318							
7	2:49.398	48.752	1:16.599	44.047	148.8	19:51.716							
8	2:50.539	48.696	1:17.163	44.680	147.8	22:42.255							
9	2:50.153	48.531	1:17.145	44.477	148.2	25:32.408							
10	2:50.974	48.769	1:17.916	44.289	147.5	28:23.382							
<b>4</b> Xavier FOUINEAU							FRA						
MILAN COMPÉTITION													
1	2:54.720	53.312	1:17.563	43.845	144.3	2:54.720							
2	2:49.116	49.027	1:16.227	43.862	149.1	5:43.836							
3	2:49.435	48.712	1:16.590	44.133	148.8	8:33.271							
4	2:49.709	48.992	1:16.592	44.125	148.6	11:22.980							
5	2:50.138	48.966	1:16.867	44.305	148.2	14:13.118							
6	2:49.955	49.050	1:16.603	44.302	148.4	17:03.073							
7	2:49.852	49.016	1:16.761	44.075	148.4	19:52.925							
8	2:50.031	49.046	1:16.729	44.256	148.3	22:42.956							
9	2:49.882	48.950	1:16.702	44.230	148.4	25:32.838							
10	2:51.115	49.124	1:17.441	44.550	147.4	28:23.953							
<b>5</b> Jean-Philippe LAMIC							FRA						
VICTEAM													
1	3:00.913	56.837	1:18.577	45.499	139.4	3:00.913							
2	2:51.667	49.415	1:17.858	44.394	146.9	5:52.580							
3	2:50.466	49.090	1:17.099	44.277	147.9	8:43.046							
4	2:51.579	49.290	1:17.683	44.606	147.0	11:34.625							
5	2:51.483	49.168	1:18.214	44.101	147.0	14:26.108							
6	2:52.180	49.387	1:18.093	44.700	146.4	17:18.288							
7	3:01.795B	49.526	1:17.490	54.779	138.7	20:20.083							
8	3:04.196	1:02.150	1:17.266	44.780	136.9	23:24.279							
9	2:52.482	49.667	1:17.825	44.990	146.2	26:16.761							
10	2:52.290	49.889	1:17.577	44.824	146.3	29:09.051							
<b>6</b> Jacques FABREGAT							FRA						
MILAN COMPÉTITION													
1	3:01.429	57.803	1:18.763	44.863	139.0	3:01.429							
<b>7</b> Nicolas MILAN							FRA						
MILAN COMPÉTITION													
1	2:52.782	52.078	1:16.159	44.545	145.9	2:52.782							
2	2:49.791	49.132	1:16.133	44.526	148.5	5:42.573							
3	2:49.639	49.092	1:16.681	43.866	148.6	8:32.212							
4	2:49.581	49.028	1:16.018	44.535	148.7	11:21.793							
5	2:50.176	48.960	1:17.330	43.886	148.2	14:11.969							
6	2:49.555	48.962	1:16.236	44.357	148.7	17:01.524							
7	2:49.695	48.915	1:16.516	44.264	148.6	19:51.219							
8	2:50.392	48.964	1:17.062	44.366	148.0	22:41.611							
9	2:49.857	48.926	1:16.544	44.387	148.4	25:31.468							
10	2:49.760	49.084	1:16.313	44.363	148.5	28:21.228							
<b>8</b> Sami LUKA							BEL						
MILAN COMPÉTITION													
1	2:59.195	54.208	1:20.353	44.634	140.7	2:59.195							
2	2:51.426	49.414	1:17.350	44.662	147.1	5:50.621							
3	2:51.115	49.315	1:17.373	44.427	147.4	8:41.736							
4	2:50.153	49.021	1:16.930	44.202	148.2	11:31.889							
5	2:50.505	49.128	1:17.164	44.213	147.9	14:22.394							
6	2:50.255	48.646	1:17.573	44.036	148.1	17:12.649							
7	2:51.022	48.674	1:17.938	44.410	147.4	20:03.671							
8	2:50.725	48.938	1:17.515	44.272	147.7	22:54.396							
9	2:51.806	48.830	1:18.353	44.623	146.8	25:46.202							
10	2:56.648	52.100	1:19.067	45.481	142.7	28:42.850							
<b>9</b> Antoine BOULAY							FRA						
AUTOSPORT GP													
1	3:00.995	57.307	1:18.517	45.171	139.3	3:00.995							
2	2:51.992	49.143	1:18.582	44.267	146.6	5:52.987							
3	2:50.447	49.050	1:17.296	44.101	147.9	8:43.434							
4	2:51.940	49.140	1:17.829	44.971	146.6	11:35.374							
5	2:51.582	49.313	1:17.865	44.404	147.0	14:26.956							
6	2:51.765	49.227	1:17.722	44.816	146.8	17:18.721							
7	2:51.556	49.404	1:17.585	44.567	147.0	20:10.277							
8	2:51.751	49.582	1:17.605	44.564	146.8	23:02.028							
9	2:51.594	49.425	1:17.840	44.329	146.9	25:53.622							
10	2:51.540	49.247	1:17.699	44.594	147.0	28:45.162							
<b>12</b> Emmanuel RAFFIN							FRA						
AUTOSPORT GP													
1	3:02.679	59.050	1:19.018	44.611	138.0	3:02.679							
2	2:53.991	50.493	1:18.633	44.865	144.9	5:56.670							
3	2:51.093	49.639	1:17.167	44.287	147.4	8:47.763							
4	2:51.206	49.393	1:17.505	44.308	147.3	11:38.969							
5	2:52.050	49.406	1:18.126	44.518	146.6	14:31.019							




**CLIO CUP FRANCE**  
SPA EURO RACE 2014  
RACE 2

Analysis

■ Personal Best    ■ Session Best    ■ Crossing the finish line in pit lane

Lap	Time	Sector 1	Sector 2	Sector 3	Kph	Elapsed	Lap	Time	Sector 1	Sector 2	Sector 3	Kph	Elapsed
6	2:51.887	49.440	1:17.644	44.803	146.7	17:22.906	10	2:52.428	49.652	1:17.705	45.071	146.2	28:36.601
7	2:51.554	<b>49.297</b>	1:17.577	44.680	147.0	20:14.460	<b>33</b> Denis BERNARDI <span style="float: right;">FRA</span>						
8	2:53.647	50.705	1:17.753	45.189	145.2	23:08.107	SPORTECH RACING						
9	2:53.208	50.294	1:18.006	44.908	145.6	26:01.315	1	2:56.635	53.786	1:19.210	43.639	142.7	2:56.635
10	2:53.339	50.093	1:17.995	45.251	145.5	28:54.654	2	2:49.225	<b>48.500</b>	1:17.120	<b>43.605</b>	149.0	5:45.860
<b>14</b> Julien NEVEU <span style="float: right;">FRA</span>							3	<b>2:49.188</b>	48.877	<b>1:16.610</b>	43.701	149.0	8:35.048
AUTOSPORT GP							4	2:50.745	48.533	1:17.863	44.349	147.7	11:25.793
1	2:58.155	53.624	1:20.257	<b>44.274</b>	141.5	2:58.155	5	2:51.221	49.150	1:17.410	44.661	147.3	14:17.014
2	2:50.703	48.951	1:17.287	44.465	147.7	5:48.858	6	2:51.590	49.185	1:18.108	44.297	146.9	17:08.604
3	2:50.709	49.166	1:17.199	44.344	147.7	8:39.567	7	2:51.406	49.169	1:17.960	44.277	147.1	20:00.010
4	2:50.972	49.416	<b>1:16.975</b>	44.581	147.5	11:30.539	8	2:52.372	49.282	1:18.642	44.448	146.3	22:52.382
5	2:50.707	49.231	1:17.051	44.425	147.7	14:21.246	9	2:54.500	49.336	1:20.666	44.498	144.5	25:46.882
6	<b>2:50.696</b>	48.997	1:17.168	44.531	147.7	17:11.942	10	2:53.418	50.485	1:18.331	44.602	145.4	28:40.300
7	2:52.182	49.099	1:18.561	44.522	146.4	20:04.124	<b>34</b> Clement MATEU <span style="float: right;">FRA</span>						
8	2:50.696	<b>48.812</b>	1:17.583	44.301	147.7	22:54.820	MOTORSPORT DEVELOPPEMENT						
9	2:51.745	48.905	1:18.308	44.532	146.8	25:46.565	1	2:58.686	55.013	1:19.240	44.433	141.1	2:58.686
10	3:04.368	52.047	1:22.552	49.769	136.8	28:50.933	2	2:51.938	49.654	1:17.374	44.910	146.6	5:50.624
<b>21</b> Franck TRAYNARD <span style="float: right;">FRA</span>							3	2:51.404	49.478	1:17.621	<b>44.305</b>	147.1	8:42.028
AUTOSPORT GP							4	2:51.118	<b>49.213</b>	1:17.406	44.499	147.3	11:33.146
1	3:03.614	58.813	1:19.884	44.917	137.3	3:03.614	5	<b>2:50.762</b>	49.250	<b>1:17.198</b>	44.314	147.7	14:23.908
2	2:53.940	50.565	1:18.644	44.731	145.0	5:57.554	6	3:10.230 <b>B</b>	49.546	1:18.038	1:02.646	132.5	17:34.138
3	2:52.098	49.876	<b>1:17.641</b>	44.581	146.5	8:49.652	<b>41</b> Peter SCHARMACH <span style="float: right;">NZL</span>						
4	2:53.355	50.542	1:18.203	44.610	145.4	11:43.007	TEAM SESTERHEIM						
5	2:54.017	49.897	1:18.596	45.524	144.9	14:37.024	1	3:11.005	1:07.981	1:18.167	44.857	132.0	3:11.005
6	2:52.746	49.480	1:18.386	44.880	146.0	17:29.770	2	2:52.079	49.927	<b>1:17.511</b>	44.641	146.5	6:03.084
7	2:52.226	49.609	1:17.885	44.732	146.4	20:21.996	3	2:51.956	49.347	1:17.733	44.876	146.6	8:55.040
8	2:54.714	49.391	1:20.337	44.986	144.3	23:16.710	4	2:52.796	50.512	1:17.718	44.566	145.9	11:47.836
9	<b>2:51.992</b>	<b>49.286</b>	1:18.239	<b>44.467</b>	146.6	26:08.702	5	2:52.126	49.446	1:18.086	44.594	146.5	14:39.962
10	2:52.203	49.619	1:17.870	44.714	146.4	29:00.905	6	2:52.130	49.448	1:17.800	44.882	146.5	17:32.092
<b>23</b> Denis GIBAUD <span style="float: right;">FRA</span>							7	<b>2:51.571</b>	49.278	1:17.750	44.543	147.0	20:23.663
MILAN COMPETITION							8	2:52.371	<b>49.088</b>	1:18.136	45.147	146.3	23:16.034
1	3:00.397	56.331	1:18.947	45.119	139.8	3:00.397	9	2:51.800	49.550	1:17.932	<b>44.318</b>	146.8	26:07.834
2	<b>2:51.049</b>	49.645	<b>1:17.012</b>	44.392	147.4	5:51.446	10	2:51.841	49.383	1:18.085	44.373	146.7	28:59.675
3	2:51.336	49.388	1:17.596	44.352	147.2	8:42.782	<b>44</b> Veesh SHUNKER <span style="float: right;">FRA</span>						
4	2:51.258	49.423	1:17.381	44.454	147.2	11:34.040	CVS AUTO BY T2CM						
5	2:51.049	49.594	1:17.335	<b>44.120</b>	147.4	14:25.089	1	3:02.302	58.565	1:18.601	45.136	138.3	3:02.302
6	2:51.935	<b>49.196</b>	1:17.379	45.360	146.6	17:17.024	2	2:53.806	50.659	1:18.428	44.719	145.1	5:56.108
7	2:51.537	49.650	1:17.612	44.275	147.0	20:08.561	3	2:52.625	50.342	<b>1:17.344</b>	44.939	146.1	8:48.733
8	2:51.784	49.823	1:17.305	44.656	146.8	23:00.345	4	2:52.424	50.513	1:17.504	44.407	146.2	11:41.157
9	2:51.661	49.703	1:17.322	44.636	146.9	25:52.006	5	<b>2:51.919</b>	50.045	1:17.506	<b>44.368</b>	146.7	14:33.076
10	2:52.031	49.795	1:17.863	44.373	146.6	28:44.037	6	2:52.930	50.210	1:17.907	44.813	145.8	17:26.006
<b>25</b> Jean-Philippe LIGIER <span style="float: right;">FRA</span>							7	2:53.025	50.000	1:18.418	44.607	145.7	20:19.031
VICTEAM							<b>64</b> Eric TREMOULET <span style="float: right;">FRA</span>						
1	2:56.182	53.419	1:18.816	43.947	143.1	2:56.182	VICTEAM						
2	2:50.110	<b>48.628</b>	1:17.244	44.238	148.2	5:46.292	1	2:54.133	53.304	1:16.927	<b>43.902</b>	144.8	2:54.133
3	<b>2:49.709</b>	48.694	<b>1:17.121</b>	<b>43.894</b>	148.6	8:36.001	2	<b>2:48.825</b>	<b>48.283</b>	1:16.509	44.033	149.4	5:42.958
4	2:50.585	48.859	1:17.529	44.197	147.8	11:26.586	3	2:49.579	48.724	<b>1:16.399</b>	44.456	148.7	8:32.537
5	2:50.956	49.179	1:17.686	44.091	147.5	14:17.542	4	2:49.505	48.817	1:16.504	44.184	148.8	11:22.042
6	2:51.581	49.243	1:18.073	44.265	147.0	17:09.123	5	2:50.303	48.808	1:16.886	44.609	148.1	14:12.345
7	2:51.525	48.791	1:18.611	44.123	147.0	20:00.648	6	2:49.469	48.687	1:16.737	44.045	148.8	17:01.814
8	2:51.529	48.871	1:18.054	44.604	147.0	22:52.177							
9	2:51.996	49.591	1:17.939	44.466	146.6	25:44.173							



## CLIO CUP FRANCE SPA EURO RACE 2014 RACE 2

### Analysis

■ Personal Best   
 ■ Session Best   
 B Crossing the finish line in pit lane

Lap	Time	Sector 1	Sector 2	Sector 3	Kph	Elapsed	Lap	Time	Sector 1	Sector 2	Sector 3	Kph	Elapsed
7	2:49.684	48.723	1:16.737	44.224	148.6	19:51.498							
8	2:50.344	48.656	1:17.218	44.470	148.0	22:41.842							
9	2:50.298	48.833	1:16.860	44.605	148.1	25:32.140							
10	2:50.495	48.939	1:17.282	44.274	147.9	28:22.635							

65 Patrick PERRIN		FRA					
CARMINE							
1	3:03.234	58.710	1:18.908	45.616	137.6	3:03.234	
2	2:52.161	49.691	1:17.824	<b>44.646</b>	146.5	5:55.395	
3	<b>2:51.757</b>	<b>49.293</b>	1:17.757	44.707	146.8	8:47.152	
4	2:52.171	49.610	<b>1:17.367</b>	45.194	146.4	11:39.323	
5	3:22.165 <b>B</b>	49.466	1:22.567	1:10.132	124.7	15:01.488	

69 Jérémy CURTY		FRA					
CARMINE							
1	3:01.735	57.876	1:18.992	44.867	138.7	3:01.735	
2	<b>2:52.891</b>	50.255	<b>1:18.163</b>	<b>44.473</b>	145.8	5:54.626	
3	2:53.677	<b>50.099</b>	1:18.196	45.382	145.2	8:48.303	
4	3:26.903 <b>B</b>	1:01.635	1:25.058	1:00.210	121.9	12:15.206	
5	15:12.247	...	1:24.055	48.535	27.6	27:27.453	
6	3:04.218	54.732	1:21.292	48.194	136.9	30:31.671	

95 Olivier JOUFFRET		FRA					
VICTEAM							
1	2:55.445	53.494	1:18.123	43.828	143.7	2:55.445	
2	<b>2:49.211</b>	49.074	<b>1:16.369</b>	<b>43.768</b>	149.0	5:44.656	
3	2:49.774	49.231	1:16.552	43.991	148.5	8:34.430	
4	2:51.563	49.258	1:18.211	44.094	147.0	11:25.993	
5	2:50.961	49.263	1:17.375	44.323	147.5	14:16.954	
6	2:52.611	49.328	1:18.929	44.354	146.1	17:09.565	
7	2:51.495	<b>48.903</b>	1:18.378	44.214	147.0	20:01.060	
8	2:51.479	49.309	1:17.895	44.275	147.0	22:52.539	
9	2:54.134	49.461	1:18.904	45.769	144.8	25:46.673	
10	3:01.909 <b>B</b>	50.570	1:18.110	53.229	138.6	28:48.582	

99 Jean-Laurent NAVARRO		FRA					
MOTORSPORT DÉVELOPPEMENT							
1	3:00.221	56.215	1:18.675	45.331	139.9	3:00.221	
2	<b>2:50.797</b>	49.394	<b>1:16.859</b>	44.544	147.6	5:51.018	
3	2:51.333	49.093	1:17.968	44.272	147.2	8:42.351	
4	2:51.720	49.024	1:17.673	45.023	146.8	11:34.071	
5	2:51.429	49.636	1:17.764	<b>44.029</b>	147.1	14:25.500	
6	2:55.587	<b>48.896</b>	1:17.632	49.059	143.6	17:21.087	
7	2:54.995	51.138	1:18.809	45.048	144.1	20:16.082	
8	2:52.088	49.867	1:17.660	44.561	146.5	23:08.170	
9	2:52.303	50.173	1:17.499	44.631	146.3	26:00.473	
10	2:57.952	49.535	1:18.501	49.916	141.7	28:58.425	