





SPA EURO RACE 2014

BRITCAR
Results Booklet





BRITCAR
SPA EURO RACE 2014
QUALIFYING

Final Classification

Nr.	Drivers	Team	Car	Cl	Time	Lap	Total	Gap	Avg.Kph
1	2 J. MORCILLO / M. CINTRANO	Neil Garner Motorsport	Mosler MT900 GT3	1	2:24.556	6	11	-	174.4
2	8 M. MILLARD		Rapier SR2 LMPX	1	2:27.987	6	12	+3.431	170.4
3	21 P. COOK / F. PELLE	Simpson Motorsport	Audi R8	2	2:29.315	4	11	+4.759	168.9
4	228 V. ALEXANDRE / B. PIERRE-ETIENNE	Delahaye Racing Team	Porsche 997 GT3	1	2:29.453	11	11	+4.897	168.7
5	26 D. MASON / C. LOCKIE	FF Corse	Ferrari 458 Challenge	2	2:30.367	4	10	+5.811	167.7
6	9 C. BEIGHTON / J. FINNEMORE		Marcos GTC	1	2:30.676	7	8	+6.120	167.3
7	393 J. CAMILLERI	Racer Industries	MARC Focus V8	2	2:33.409	10	11	+8.853	164.4
8	31 D. NELSON / N. GREENSALL	BAMD	Ferrari 458 Challenge	2	2:34.120	3	11	+9.564	163.6
9	49 M. PARSONS / C. PALMER	Track Torque Racing	Chevron GR8	3	2:38.388	2	8	+13.832	159.2
10	391 P. LEEHUIS / K. KASSULKE	Racer Industries	MARC Focus V8	2	2:39.383	3	9	+14.827	158.2
11	53 M. CUNNINGHAM / P. CUNNINGHAM		Seat T	4	2:39.479	4	9	+14.923	158.1
12	450 C. EUSER / O. YUSUF	Cor Euser Racing	Lotus Evora	3	2:41.498	7	8	+16.942	156.1
13	24 G. GRUCHET	Driver	Porsche 997 Cup	2	2:41.874	8	9	+17.318	155.8
14	43 I. DONALDSON / A. WALEWSKA	Intersport	BMW V8 GT4	3	2:43.606	10	10	+19.050	154.1
15	41 A. DONALDSON / J. STACK	Intersport	Ginetta G50 GT4	3	2:44.032	7	8	+19.476	153.7
16	46 I. MITCHELL	Ian Mitchell	BMW V8	3	2:44.277	7	10	+19.721	153.5
17	33 J. LUNN / A. LINDSAY	Jensen Lunn	Chevron GT 3	2	2:46.274	6	7	+21.718	151.6
18	57 M. MOSS / T. HOWARD		BMW M3 GT4	4	2:47.133	4	6	+22.577	150.9
19	37 H. VAN BEEK / J. VAN BEEK	Name Stitching Class Racing	BMW	3	2:48.215	6	6	+23.659	149.9
20	42 A. HAYES / M. RADCLIFFE	Intersport	BMW M3 GT4	3	2:48.913	8	8	+24.357	149.3
21	79 C. HAYES / A. THOMPSON	Westlake Motorsport	Seat 2000	4	2:49.369	10	10	+24.813	148.9
22	68 R. TAYLOR / G. COX	Zest Racecar Engineering	Seat T	4	2:49.735	9	9	+25.179	148.6
23	54 J. CULLUM / R. CULLUM		Seat Supercopa	4	2:51.208	9	9	+26.652	147.3
24	77 D. WEBB / A. GIBBS	Track Torque	Seat T	4	2:52.617	10	10	+28.061	146.1
25	66 E. SADIG / W. ARIF		BMW Z3	4	2:56.139	4	9	+31.583	143.1

Fastest Lap	Lap 6	Javier MORCILLO	2:24.556	174.4 Kph
--------------------	-------	-----------------	-----------------	-----------

BEST LAP TIMES DELETED FOR CAR N° 66, 391 DUE TO TRACK LIMITS.


Published at:

Track Status:

DRY

Stewards:

Timekeeper:



BRITCAR
SPA EURO RACE 2014
QUALIFYING

Final Classification by Class

Nr. Drivers	Team	Car	Time	Lap	Total	Gap	Kph
1							
1 2 J. MORCILLO / M. CINTRANO	Neil Garner Motorsport	Mosler MT900 GT3	2:24.556	6	11		174.4
2 8 M. MILLARD		Rapier SR2 LMPX	2:27.987	6	12	+3.431	170.4
3 228 V. ALEXANDRE / B. PIERRE-ETIENNE	Delahaye Racing Team	Porsche 997 GT3	2:29.453	11	11	+4.897	168.7
4 9 C. BEIGHTON / J. FINNEMORE		Marcos GTC	2:30.676	7	8	+6.120	167.3
2							
1 21 P. COOK / F. PELLE	Simpson Motorsport	Audi R8	2:29.315	4	11		168.9
2 26 D. MASON / C. LOCKIE	FF Corse	Ferrari 458 Challenge	2:30.367	4	10	+1.052	167.7
3 393 J. CAMILLERI	Racer Industries	MARC Focus V8	2:33.409	10	11	+4.094	164.4
4 31 D. NELSON / N. GREENSALL	BAMD	Ferrari 458 Challenge	2:34.120	3	11	+4.805	163.6
5 391 P. LEEHUIS / K. KASSULKE	Racer Industries	MARC Focus V8	2:39.383	3	9	+10.068	158.2
6 24 G. GRUCHET	Driver	Porsche 997 Cup	2:41.874	8	9	+12.559	155.8
7 33 J. LUNN / A. LINDSAY	Jensen Lunn	Chevron GT 3	2:46.274	6	7	+16.959	151.6
3							
1 49 M. PARSONS / C. PALMER	Track Torque Racing	Chevron GR8	2:38.388	2	8		159.2
2 450 C. EUSER / O. YUSUF	Cor Euser Racing	Lotus Evora	2:41.498	7	8	+3.110	156.1
3 43 I. DONALDSON / A. WALEWSKA	Intersport	BMW V8 GT4	2:43.606	10	10	+5.218	154.1
4 41 A. DONALDSON / J. STACK	Intersport	Ginetta G50 GT4	2:44.032	7	8	+5.644	153.7
5 46 I. MITCHELL	Ian Mitchell	BMW V8	2:44.277	7	10	+5.889	153.5
6 37 H. VAN BEEK / J. VAN BEEK	Name Stitching Ciass Racing	BMW	2:48.215	6	6	+9.827	149.9
7 42 A. HAYES / M. RADCLIFFE	Intersport	BMW M3 GT4	2:48.913	8	8	+10.525	149.3
4							
1 53 M. CUNNINGHAM / P. CUNNINGHAM		Seat T	2:39.479	4	9		158.1
2 57 M. MOSS / T. HOWARD		BMW M3 GT4	2:47.133	4	6	+7.654	150.9
3 79 C. HAYES / A. THOMPSON	Westlake Motorsport	Seat 2000	2:49.369	10	10	+9.890	148.9
4 68 R. TAYLOR / G. COX	Zesti Racecar Engineering	Seat T	2:49.735	9	9	+10.256	148.6
5 54 J. CULLUM / R. CULLUM		Seat Supercopa	2:51.208	9	9	+11.729	147.3
6 77 D. WEBB / A. GIBBS	Track Torque	Seat T	2:52.617	10	10	+13.138	146.1
7 66 E. SADIG / W. ARIF		BMW Z3	2:56.139	4	9	+16.660	143.1

BEST LAP TIMES DELETED FOR CAR N° 66, 391 DUE TO TRACK LIMITS.


Published at:

Track Status:

DRY

Stewards:


Timekeeper:



BRITCAR
SPA EURO RACE 2014
QUALIFYING

Best Sector Times


SECTOR 1			SECTOR 2			SECTOR 3			Pos	Team	Cl	Ideal Lap	Best Lap
Pos	Driver	Time	Driver	Time	Driver	Time	Pos	Team					
1	9 C.BEIGHTON	41.523	2 J.MORCILLO	1:05.760	2 J.MORCILLO	37.272	1	2 Neil Garner Motorsport	1	2'24.556	2:24.556	(1)	
2	2 J.MORCILLO	41.524	21 P.COOK	1:07.664	8 M.MILLARD	37.402	2	8	1	2'27.559	2:27.987	(2)	
3	228 V.ALEXANDRE	42.030	8 M.MILLARD	1:07.890	228 V.ALEXANDRE	37.847	3	21 Simpson Motorsport	2	2'28.056	2:29.315	(3)	
4	21 P.COOK	42.258	26 D.MASON	1:09.194	21 P.COOK	38.134	4	228 Delahaye Racing Team	1	2'29.453	2:29.453	(4)	
5	8 M.MILLARD	42.267	228 V.ALEXANDRE	1:09.576	26 D.MASON	38.264	5	26 FF Corse	2	2'30.367	2:30.367	(5)	
6	26 D.MASON	42.909	393 J.CAMILLERI	1:09.750	9 C.BEIGHTON	38.822	6	9	1	2'30.506	2:30.676	(6)	
7	393 J.CAMILLERI	43.504	31 D.NELSON	1:09.877	393 J.CAMILLERI	39.018	7	393 Racer Industries	2	2'32.272	2:33.409	(7)	
8	391 P.LEEMHUIS	44.564	9 C.BEIGHTON	1:10.161	31 D.NELSON	39.360	8	31 BAMD	2	2'33.895	2:34.120	(8)	
9	31 D.NELSON	44.658	53 M.CUNNINGHAM	1:12.029	391 P.LEEMHUIS	40.359	9	49 Track Torque Racing	3	2'38.053	2:38.388	(9)	
10	49 M.PARSONS	44.823	49 M.PARSONS	1:12.765	49 M.PARSONS	40.465	10	391 Racer Industries	2	2'38.648	2:39.383	(10)	
11	24 G.GRUCHET	45.711	41 A.DONALDSON	1:13.625	53 M.CUNNINGHAM	40.874	11	53	4	2'39.479	2:39.479	(11)	
12	450 C.EUSER	45.911	391 P.LEEMHUIS	1:13.725	450 C.EUSER	41.206	12	450 Cor Euser Racing	3	2'40.894	2:41.498	(12)	
13	33 J.LUNN	46.371	450 C.EUSER	1:13.777	24 G.GRUCHET	41.363	13	24 Driver	2	2'41.655	2:41.874	(13)	
14	57 M.MOSS	46.563	43 I.DONALDSON	1:14.458	46 I.MITCHELL	41.393	14	43 Intersport	3	2'43.307	2:43.606	(14)	
15	53 M.CUNNINGHAM	46.576	24 G.GRUCHET	1:14.581	43 I.DONALDSON	41.948	15	46 Ian Mitchell	3	2'43.358	2:44.277	(16)	
16	46 I.MITCHELL	46.786	46 I.MITCHELL	1:15.179	41 A.DONALDSON	42.125	16	41 Intersport	3	2'44.032	2:44.032	(15)	
17	43 I.DONALDSON	46.901	37 H.VAN BEEK	1:15.988	33 J.LUNN	42.671	17	33 Jensen Lunn	2	2'45.975	2:46.274	(17)	
18	79 C.HAYES	47.838	68 R.TAYLOR	1:16.542	37 H.VAN BEEK	42.916	18	57	4	2'46.914	2:47.133	(18)	
19	42 A.HAYES	48.172	79 C.HAYES	1:16.889	57 M.MOSS	43.081	19	37 Name Stitching Ciass Racing	3	2'48.215	2:48.215	(19)	
20	41 A.DONALDSON	48.282	42 A.HAYES	1:16.903	54 J.CULLUM	43.531	20	79 Westlake Motorsport	4	2'48.593	2:49.369	(21)	
21	37 H.VAN BEEK	49.311	33 J.LUNN	1:16.933	68 R.TAYLOR	43.641	21	42 Intersport	3	2'48.913	2:48.913	(20)	
22	68 R.TAYLOR	49.338	57 M.MOSS	1:17.270	42 A.HAYES	43.838	22	68 Zest Racecar Engineering	4	2'49.521	2:49.735	(22)	
23	77 D.WEBB	49.481	54 J.CULLUM	1:17.743	79 C.HAYES	43.866	23	54	4	2'50.909	2:51.208	(23)	
24	54 J.CULLUM	49.635	77 D.WEBB	1:18.443	77 D.WEBB	44.693	24	77 Track Torque	4	2'52.617	2:52.617	(24)	
25	66 E.SADIG	50.092	66 E.SADIG	1:18.739	66 E.SADIG	45.738	25	66	4	2'54.569	2:56.139	(25)	



BRITCAR
SPA EURO RACE 2014
QUALIFYING

Fastest Lap Sequence


Practice Time	Team	Car	Class	Driver	Time	Kph	Lap
5:29.751	31 BAMD	Ferrari 458 Challenge	2	Darren NELSON	2:36.105	161.5	2
5:31.132	228 Delahaye Racing Team	Porsche 997 GT3	1	Viron ALEXANDRE	2:33.014	164.8	2
6:12.240	21 Simpson Motorsport	Audi R8	2	Peter COOK	2:32.327	165.5	2
8:25.966	8	Rapier SR2 LMPX	1	Mike MILLARD	2:31.060	166.9	3
10:05.822	26 FF Corse	Ferrari 458 Challenge	2	David MASON	2:30.951	167.0	3
10:56.526	8	Rapier SR2 LMPX	1	Mike MILLARD	2:30.560	167.5	4
11:08.872	2 Neil Garner Motorsport	Mosler MT900 GT3	1	Javier MORCILLO	2:28.692	169.6	4
13:35.247	2 Neil Garner Motorsport	Mosler MT900 GT3	1	Javier MORCILLO	2:26.375	172.3	5
15:59.803	2 Neil Garner Motorsport	Mosler MT900 GT3	1	Javier MORCILLO	2:24.556	174.4	6



BRITCAR SPA EURO RACE 2014 QUALIFYING

Analysis

Lap	D	Time	Sector 1	Sector 2	Sector 3	Kph	Elapsed	Lap	D	Time	Sector 1	Sector 2	Sector 3	Kph	Elapsed	
2		Neil Garner Motorsport					Mosler MT900 GT3					1				
		1.Javier MORCILLO														
		2.Manuel CINTRANO														
1	1	3:17.216	1:07.554	1:24.516	45.146	127.9	3:17.216	1	1	3:56.483	1:31.332	1:35.260	49.891	106.6	3:56.483	
2	1	2:44.567	46.073	1:16.869	41.625	153.2	6:01.783	2	1	3:05.721	54.140	1:25.709	45.872	135.8	7:02.204	
3	1	2:38.397	44.600	1:13.952	39.845	159.2	8:40.180	3	1	2:52.133	49.340	1:19.187	43.606	146.5	9:54.337	
4	1	2:28.692	42.436	1:07.263	38.993	169.6	11:08.872	4	1	5:52.435	3:44.503	1:23.581	44.351	71.5	15:46.772	
5	1	2:26.375	42.086	1:06.761	37.528	172.3	13:35.247	5	1	2:46.255	48.576	1:16.068	41.611	151.7	18:33.027	
6	1	2:24.556	41.524	1:05.760	37.272	174.4	15:59.803	6	1	2:48.184	46.437	1:19.665	42.082	149.9	21:21.211	
7	1	4:55.510	2:44.884	1:24.962	45.664	85.3	20:55.313	7	1	4:12.213	2:09.465	1:20.468	42.280	100.0	25:33.424	
8	1	2:40.909	44.993	1:14.744	41.172	156.7	23:36.222	8	1	2:41.874	45.930	1:14.581	41.363	155.8	28:15.298	
9	1	2:42.886	48.104	1:14.324	40.458	154.8	26:19.108	9	1	2:42.349	45.711	1:14.662	41.976	155.3	30:57.647	
10	1	2:35.401	43.678	1:12.035	39.688	162.3	28:54.509									
11	1	2:34.815	43.041	1:12.628	39.146	162.9	31:29.324									
8		1.Mike MILLARD					Rapier SR2 LMPX					1				
1	1	3:20.833	1:08.974	1:27.799	44.060	125.5	3:20.833									
2	1	2:34.073	43.142	1:10.141	40.790	163.7	5:54.906									
3	1	2:31.060	42.680	1:08.969	39.411	166.9	8:25.966									
4	1	2:30.560	42.631	1:09.524	38.405	167.5	10:56.526									
5	1	2:28.861	42.923	1:08.402	37.536	169.4	13:25.387									
6	1	2:27.987	42.561	1:07.890	37.536	170.4	15:53.374									
7	1	2:38.624	43.574	1:13.793	41.257	159.0	18:31.998									
8	1	2:37.727	43.542	1:13.007	41.178	159.9	21:09.725									
9	1	2:34.043	43.613	1:11.578	38.852	163.7	23:43.768									
10	1	2:32.729	42.525	1:11.134	39.070	165.1	26:16.497									
11	1	2:28.128	42.267	1:08.459	37.402	170.2	28:44.625									
12	1	2:38.731	43.957	1:11.779	42.995	158.8	31:23.356									
9		1.Chris BEIGHTON					Marcos GTC					1				
		2.Jon FINNEMORE														
1	1	3:08.169	1:03.318	1:22.045	42.806	134.0	3:08.169									
2	1	2:38.311	43.542	1:14.608	40.161	159.3	5:46.480									
3	1	2:35.559	42.807	1:12.570	40.182	162.1	8:22.039									
4	1	2:37.411	42.963	1:13.633	40.815	160.2	10:59.450									
5	1	5:41.182	3:41.447	1:19.062	40.673	73.9	16:40.632									
6	1	2:31.958	42.297	1:10.839	38.822	165.9	19:12.590									
7	1	2:30.676	41.523	1:10.161	38.992	167.3	21:43.266									
8	1	2:46.955	41.656	1:11.965	53.334	151.0	24:30.221									
21		Simpson Motorsport					Audi R8					2				
		1.Peter COOK														
		2.Franck PELLE														
1	1	3:39.913	1:26.757	1:25.963	47.193	114.7	3:39.913									
2	1	2:32.327	43.741	1:10.217	38.369	165.5	6:12.240									
3	1	3:18.887	42.258	1:57.291	39.338	126.8	9:31.127									
4	1	2:29.315	43.517	1:07.664	38.134	168.9	12:00.442									
5	1	2:31.653	43.155	1:09.266	39.232	166.3	14:32.095									
6	1	5:05.601	3:08.049	1:16.239	41.313	82.5	19:37.696									
7	1	2:35.228	43.984	1:11.922	39.322	162.4	22:12.924									
8	1	2:32.294	43.231	1:09.961	39.102	165.6	24:45.218									
9	1	2:33.806	43.281	1:10.259	40.266	163.9	27:19.024									
10	1	2:31.674	43.231	1:09.368	39.075	166.2	29:50.698									
11	1	2:32.395	43.288	1:09.671	39.436	165.5	32:23.093									
24		Driver					Porsche 997 Cup					2				
		1.Guillaume GRUCHET														
1	1	3:56.483	1:31.332	1:35.260	49.891	106.6	3:56.483									
2	1	3:05.721	54.140	1:25.709	45.872	135.8	7:02.204									
3	1	2:52.133	49.340	1:19.187	43.606	146.5	9:54.337									
4	1	5:52.435	3:44.503	1:23.581	44.351	71.5	15:46.772									
5	1	2:46.255	48.576	1:16.068	41.611	151.7	18:33.027									
6	1	2:48.184	46.437	1:19.665	42.082	149.9	21:21.211									
7	1	4:12.213	2:09.465	1:20.468	42.280	100.0	25:33.424									
8	1	2:41.874	45.930	1:14.581	41.363	155.8	28:15.298									
9	1	2:42.349	45.711	1:14.662	41.976	155.3	30:57.647									
26		FF Corse					Ferrari 458 Challenge					2				
		1.David MASON														
		2.Calum LOCKIE														
1	1	4:59.582	3:00.440	1:18.977	40.165	84.2	4:59.582									
2	1	2:35.289	44.249	1:11.853	39.187	162.4	7:34.871									
3	1	2:30.951	43.045	1:09.626	38.280	167.0	10:05.822									
4	1	2:30.367	42.909	1:09.194	38.264	167.7	12:36.189									
5	1	5:39.254	3:32.734	1:22.341	44.179	74.3	18:15.443									
6	1	2:50.165	47.546	1:18.903	43.716	148.2	21:05.608									
7	1	2:51.172	46.620	1:21.470	43.082	147.3	23:56.780									
8	1	2:49.607	46.527	1:18.594	44.486	148.7	26:46.387									
9	1	2:49.246	46.170	1:18.950	44.126	149.0	29:35.633									
10	1	2:46.269	46.422	1:17.207	42.640	151.6	32:21.902									
31		BAMD					Ferrari 458 Challenge					2				
		1.Darren NELSON														
		2.Nigel GREENSALL														
1	1	2:53.646	52.104	1:20.314	41.228	145.2	2:53.646									
2	1	2:36.105	44.658	1:11.841	39.606	161.5	5:29.751									
3	1	2:34.120	44.883	1:09.877	39.360	163.6	8:03.871									
4	1	5:01.679	3:04.228	1:14.991	42.460	83.6	13:05.550									
5	1	2:41.702	45.934	1:14.600	41.168	155.9	15:47.252									
6	1	2:40.848	45.270	1:13.720	41.858	156.8	18:28.100									
7	1	2:41.190	44.997	1:15.027	41.166	156.4	21:09.290									
8	1	2:44.433	45.224	1:18.123	41.086	153.3	23:53.723									
9	1	2:40.056	44.859	1:14.580	40.617	157.5	26:33.779									
10	1	2:39.057	44.796	1:13.469	40.792	158.5	29:12.836									
11	1	2:39.705	45.238	1:14.042	40.425	157.9	31:52.541									
33		Jensen Lunn					Chevron GT 3					2				
		1.Jensen LUNN														
		2.Alistair LINDSAY														
1	1	3:52.292	1:20.253	1:39.175	52.864	108.5	3:52.292									
2	1	3:19.486	52.179	1:34.338	52.969	126.4	7:11.778									
3	1	6:41.311	4:28.695	1:25.422	47.194	62.8	13:53.089									
4	1	5:03.395	2:59.603	1:20.423	43.369	83.1	18:56.484									
5	1	2:47.074	47.470	1:16.933	42.671	150.9	21:43.558									
6	1	2:46.274	46.371	1:17.178	42.725	151.6	24:29.832									
7	1	3:13.764	52.674	1:23.037	58.053	130.1	27:43.596									
37		Name Stitching Class Racing					BMW					3				
		1.Hans VAN BEEK														
		2.Joey VAN BEEK														
1	1	3:55.099	1:29.210	1:34.765	51.124	107.2	3:55.099									
2	1	3:06.369	54.732	1:25.926	45.711	135.3	7:01.468									
3	1	2:57.535	52.218	1:20.619	44.698	142.0	9:59.003									
4	1	2:54.584	50.244	1:19.805	44.535	144.4	12:53.587									




BRITCAR SPA EURO RACE 2014 QUALIFYING

Analysis

■ Personal Best
 ■ Session Best
 ■ Crossing the finish line in pit lane

Lap	D	Time	Sector 1	Sector 2	Sector 3	Kph	Elapsed	Lap	D	Time	Sector 1	Sector 2	Sector 3	Kph	Elapsed
2	1	3:01.192	51.611	1:24.097	45.484	139.2	6:28.599	6	1	2:41.965	45.904	1:14.485	41.576	155.7	19:39.589
3	1	3:01.035	52.629	1:23.303	45.103	139.3	9:29.634	7	1	2:40.971	45.121	1:14.411	41.439	156.6	22:20.560
4	1	2:54.625	51.047	1:19.035	44.543	144.4	12:24.259	8	1	2:42.723	45.510	1:15.311	41.902	155.0	25:03.283
5	1	2:54.298	50.776	1:19.328	44.194	144.7	15:18.557	9	1	3:07.417 B	47.927	1:17.597	1:01.893	134.5	28:10.700
6	1	6:17.612	4:00.173	1:27.498	49.941	66.8	21:36.169								
7	1	2:51.868	49.457	1:17.424	44.987	146.7	24:28.037								
8	1	2:53.985	52.864	1:17.480	43.641	144.9	27:22.022								
9	1	2:49.735	49.338	1:16.542	43.855	148.6	30:11.757								
77	Track Torque							Seat T							
	1. David WEBB							4							
	2. Andrew GIBBS														
1	1	3:04.754	47.512	1:27.831	49.411	136.5	3:04.754	1	1	3:26.256	1:15.968	1:23.072	47.216	122.2	3:26.256
2	1	2:59.438	51.505	1:20.510	47.423	140.5	6:04.192	2	1	2:37.038	45.321	1:11.983	39.734	160.6	6:03.294
3	1	2:54.821	50.175	1:19.474	45.172	144.2	8:59.013	3	1	2:38.824	43.914	1:13.390	41.520	158.8	8:42.118
4	1	2:56.212	50.827	1:19.860	45.525	143.1	11:55.225	4	1	2:34.382	43.864	1:11.500	39.018	163.3	11:16.500
5	1	5:25.522	3:15.619	1:23.769	46.134	77.5	17:20.747	5	1	2:35.226	43.887	1:10.025	41.314	162.4	13:51.726
6	1	3:00.654	52.012	1:21.757	46.885	139.6	20:21.401	6	1	2:34.693	43.944	1:10.830	39.919	163.0	16:26.419
7	1	2:59.776	51.376	1:22.609	45.791	140.3	23:21.177	7	1	4:52.223	2:50.434	1:20.279	41.510	86.3	21:18.642
8	1	2:56.935	50.087	1:21.238	45.610	142.5	26:18.112	8	1	2:50.036	44.144	1:15.421	50.471	148.3	24:08.678
9	1	2:56.472	50.327	1:19.714	46.431	142.9	29:14.584	9	1	2:50.951	46.379	1:15.863	48.709	147.5	26:59.629
10	1	2:52.617	49.481	1:18.443	44.693	146.1	32:07.201	10	1	2:33.409	43.504	1:09.750	40.155	164.4	29:33.038
								11	1	3:09.162 B	50.443	1:20.989	57.730	133.3	32:42.200
79	Westlake Motorsport							Seat 2000							
	1. Cris HAYES							4							
	2. Andy THOMPSON														
1	1	2:59.478	44.560	1:26.531	48.387	140.5	2:59.478	1	1	2:48.943	40.703	1:21.629	46.611	149.2	2:48.943
2	1	2:57.305	49.287	1:21.277	46.741	142.2	5:56.783	2	1	2:49.275	51.033	1:16.335	41.907	149.0	5:38.218
3	1	2:52.453	48.130	1:19.360	44.963	146.2	8:49.236	3	1	12:46.258	...	1:18.328	42.253	32.9	18:24.476
4	1	2:50.943	47.838	1:18.342	44.763	147.5	11:40.179	4	1	2:43.872	47.443	1:14.943	41.486	153.9	21:08.348
5	1	2:52.156	48.722	1:18.080	45.354	146.5	14:32.335	5	1	2:45.024	45.911	1:17.038	42.075	152.8	23:53.372
6	1	4:58.248	2:43.770	1:27.766	46.712	84.5	19:30.583	6	1	2:42.433	46.918	1:14.161	41.354	155.2	26:35.805
7	1	2:57.717	50.184	1:22.263	45.270	141.9	22:28.300	7	1	2:41.498	46.466	1:13.826	41.206	156.1	29:17.303
8	1	2:51.958	49.070	1:18.556	44.332	146.6	25:20.258	8	1	2:41.618	46.296	1:13.777	41.545	156.0	31:58.921
9	1	2:49.626	48.547	1:17.213	43.866	148.6	28:09.884								
10	1	2:49.369	48.544	1:16.889	43.936	148.9	30:59.253								
11	1														
228	Delahaye Racing Team							Porsche 997 GT3							
	1. Viron ALEXANDRE							1							
	2. Bordet PIERRE-ETIENNE														
1	1	2:58.118	58.908	1:17.543	41.667	141.6	2:58.118	1	1	2:58.118	58.908	1:17.543	41.667	141.6	2:58.118
2	1	2:33.014	42.915	1:11.302	38.797	164.8	5:31.132	2	1	2:33.014	42.915	1:11.302	38.797	164.8	5:31.132
3	1	2:34.279	43.836	1:11.342	39.101	163.4	8:05.411	3	1	2:34.279	43.836	1:11.342	39.101	163.4	8:05.411
4	1	2:31.762	42.736	1:10.738	38.288	166.1	10:37.173	4	1	2:31.762	42.736	1:10.738	38.288	166.1	10:37.173
5	1	2:30.786	42.106	1:10.498	38.182	167.2	13:07.959	5	1	2:30.786	42.106	1:10.498	38.182	167.2	13:07.959
6	1	2:40.242	44.845	1:14.370	41.027	157.4	15:48.201	6	1	2:40.242	44.845	1:14.370	41.027	157.4	15:48.201
7	1	4:48.633	2:55.172	1:14.027	39.434	87.4	20:36.834	7	1	4:48.633	2:55.172	1:14.027	39.434	87.4	20:36.834
8	1	2:33.285	43.456	1:11.300	38.529	164.5	23:10.119	8	1	2:33.285	43.456	1:11.300	38.529	164.5	23:10.119
9	1	2:32.922	42.825	1:11.740	38.357	164.9	25:43.041	9	1	2:32.922	42.825	1:11.740	38.357	164.9	25:43.041
10	1	2:31.196	42.367	1:09.742	39.087	166.8	28:14.237	10	1	2:31.196	42.367	1:09.742	39.087	166.8	28:14.237
11	1	2:29.453	42.030	1:09.576	37.847	168.7	30:43.690	11	1	2:29.453	42.030	1:09.576	37.847	168.7	30:43.690
391	Racer Industries							MARC Focus V8							
	1. Peter LEEHUIS							2							
	2. Keith KASSULKE														
1	1	3:47.992	1:26.713	1:33.224	48.055	110.6	3:47.992	1	1	3:47.992	1:26.713	1:33.224	48.055	110.6	3:47.992
2	1	2:43.143	45.906	1:15.144	42.093	154.6	6:31.135	2	1	2:43.143	45.906	1:15.144	42.093	154.6	6:31.135
3	1	2:39.383	45.230	1:13.794	40.359	158.2	9:10.518	3	1	2:39.383	45.230	1:13.794	40.359	158.2	9:10.518
4	1	2:38.715	44.564	1:13.725	40.426	158.9	11:49.233	4	1	2:38.715	44.564	1:13.725	40.426	158.9	11:49.233
5	1	5:08.391	3:10.443	1:16.002	41.946	81.8	16:57.624	5	1	5:08.391	3:10.443	1:16.002	41.946	81.8	16:57.624



BRITCAR
SPA EURO RACE 2014
RACE 1 (120')


Final Starting Grid

2:56.139	Emin SADIG	66	- 13 -			
2:51.208	Jonathan CULLUM	54	- 12 -	77	Track Torque	2:52.617 David WEBB
2:49.369	Cris HAYES	79	- 11 -	68	Zest Racecar Engineering	2:49.735 Robert TAYLOR
2:48.215	Hans VAN BEEK	37	- 10 -	42	Intersport	2:48.913 Adam HAYES
2:46.274	Jensen LUNN	33	- 9 -	57		2:47.133 Mike MOSS
2:44.032	Andrew DONALDSON	41	- 8 -	46	Ian Mitchell	2:44.277 Ian MITCHELL
2:41.874	Guillaume GRUCHET	24	- 7 -	43	Intersport	2:43.606 Ian DONALDSON
2:39.479	Mark CUNNINGHAM	53	- 6 -	450	Cor Euser Racing	2:41.498 Cor EUSER
2:38.388	Martin PARSONS	49	- 5 -	391	Racer Industries	2:39.383 Peter LEEMHUIS
2:33.409	Jake CAMILLERI	393	- 4 -	31	BAMD	2:34.120 Darren NELSON
2:30.367	David MASON	26	- 3 -	9		2:30.676 Chris BEIGHTON
2:29.315	Peter COOK	21	- 2 -	228	Delahaye Racing Team	2:29.453 Viron ALEXANDRE
2:24.556	Javier MORCILLO	2	- 1 -	8		2:27.987 Mike MILLARD

Pole

Stewards:

Timekeeper:



BRITCAR
SPA EURO RACE 2014
RACE 1 (120')

Final Classification

Drivers	Team	Vehicle	Class	Laps	Total Time	Gap	Avg Kph	Best Lap	Avg Kph	
1 2 Javier MORCILLO/Manuel CINTRANO	Neil Garner Motorsport	Masler MT900 GT3	1	45	2:00:08.116	-	157.4	35	2:27.527	170.9
2 393 Jake CAMILLERI	Racer Industries	MARC Focus V8	2	44	2:00:30.588	1 Lap	153.4	9	2:35.158	162.5
3 21 Peter COOK/Franck PELLE	Simpson Motorsport	Audi R8	2	44	2:01:46.872	1 Lap	151.8	8	2:32.089	165.8
4 26 David MASON/Calum LOCKIE	FF Corse	Ferrari 458 Challenge	2	44	2:02:25.280	1 Lap	151.0	9	2:31.000	167.0
5 391 Peter LEEMHUIS/Keith KASSULKE	Racer Industries	MARC Focus V8	2	43	2:00:50.628	2 Laps	149.5	39	2:40.240	157.4
6 24 Guillaume GRUCHET	Driver	Porsche 997 Cup	2	43	2:01:58.392	2 Laps	148.1	23	2:39.634	157.9
7 450 Cor EUSER/Osman YUSUF	Cor Euser Racing	Lotus Evora	3	42	1:59:18.554	3 Laps	147.9	22	2:39.078	158.5
8 41 Andrew DONALDSON/John STACK	Intersport	Ginetta G50 GT4	3	41	2:00:09.002	4 Laps	143.4	21	2:45.017	152.8
9 42 Adam HAYES/Mark RADCLIFFE	Intersport	BMW M3 GT4	3	41	2:00:48.243	4 Laps	142.6	19	2:44.694	153.1
10 53 Mark CUNNINGHAM/Peter CUNNINGHAM		Seat T	4	41	2:00:50.477	4 Laps	142.6	9	2:42.770	154.9
11 43 Ian DONALDSON/Anna WALEWSKA	Intersport	BMW V8 GT4	3	41	2:02:01.042	4 Laps	141.2	16	2:45.671	152.2
12 79 Cris HAYES/Andy THOMPSON	Westlake Motorsport	Seat 2000	4	40	2:00:18.866	5 Laps	139.7	4	2:49.813	148.5
13 31 Darren NELSON/Nigel GREENSALL	BAMD	Ferrari 458 Challenge	2	40	2:00:27.405	5 Laps	139.5	30	2:32.793	165.0
14 54 Jonathan CULLUM/Rob CULLUM		Seat Supercopa	4	40	2:00:29.154	5 Laps	139.5	34	2:51.126	147.3
15 68 Robert TAYLOR/Graham COX	Zest Racecar Engineering	Seat T	4	34	2:02:38.484	11 Laps	116.5	6	2:51.955	146.6
16 46 Ian MITCHELL	Ian Mitchell	BMW V8	3	31	1:57:08.069	14 Laps	111.2	18	2:46.117	151.8
17 77 David WEBB/Andrew GIBBS	Track Torque	Seat T	4	23	2:01:15.457	22 Laps	79.7	8	2:51.637	146.9
18 8 Mike MILLARD		Rapier SR2 LMPX	1	22	58:30.739	23 Laps	158.0	12	2:29.380	168.8
19 66 Emin SADIG/Wil ARIF		BMW Z3	4	20	1:52:20.105	25 Laps	74.8	12	2:55.005	144.1
20 33 Jensen LUNN/Alistair LINDSAY	Jensen Lunn	Chevron GT 3	2	13	52:22.449	32 Laps	104.3	6	2:51.971	146.6
21 9 Chris BEIGHTON/Jon FINNEMORE		Marcos GTC	1	10	28:49.604	35 Laps	145.8	5	2:34.643	163.0
22 49 Martin PARSONS/Chrissy PALMER	Track Torque Racing	Chevron GR8	3	4	13:10.982	41 Laps	127.5	4	2:39.386	158.2
23 228 Viron ALEXANDRE/Bordet PIERRE-ETIENNE	Delahaye Racing Team	Porsche 997 GT3	1							

Not started


37 Hans VAN BEEK/Joey VAN BEEK	Name Stitching Class Racing	BMW	3
57 Mike MOSS/Tom HOWARD		BMW M3 GT4	4

Pole Position	J. MORCILLO	2:24.556	174.4 Kph
Fastest Lap	Lap 35 Manuel CINTRANO	2:27.527	170.9 Kph

Published at:

Track Status: **DRY**

Stewards:	Timekeeper:
------------------	--------------------



BRITCAR
SPA EURO RACE 2014
RACE 1


Final Classification by Class

Nr. Drivers	Team	Car	Laps	Total Time	Gap	Kph	Best Lap		
							Lap	Time	Kph
1									
1 2 J. MORCILLO / M. CINTRANO	Neil Garner Motorsport	Mosler MT900 GT3	45	2:00:08.116		157.4	35	2:27.527	170.9
2 8 M. MILLARD		Rapier SR2 LMPX	22	58:30.739	23 Laps	158.0	12	2:29.380	168.8
3 9 C. BEIGHTON / J. FINNEMORE		Marcos GTC	10	28:49.604	35 Laps	145.8	5	2:34.643	163.0
4 228 V. ALEXANDRE / B. PIERRE-ETIENNE	Delahaye Racing Team	Porsche 997 GT3			35 Laps	0.0			
2									
1 393 J. CAMILLERI	Racer Industries	MARC Focus V8	44	2:00:30.588		153.4	9	2:35.158	162.5
2 21 P. COOK / F. PELLE	Simpson Motorsport	Audi R8	44	2:01:46.872	+1'16.284	151.8	8	2:32.089	165.8
3 26 D. MASON / C. LOCKIE	FF Corse	Ferrari 458 Challenge	44	2:02:25.280	+1'54.692	151.0	9	2:31.000	167.0
4 391 P. LEEHUIJS / K. KASSULKE	Racer Industries	MARC Focus V8	43	2:00:50.628	1 Laps	149.5	39	2:40.240	157.4
5 24 G. GRUCHET	Driver	Porsche 997 Cup	43	2:01:58.392	1 Laps	148.1	23	2:39.634	157.9
6 31 D. NELSON / N. GREENSALL	BAMD	Ferrari 458 Challenge	40	2:00:27.405	4 Laps	139.5	30	2:32.793	165.0
7 33 J. LUNN / A. LINDSAY	Jensen Lunn	Chevron GT 3	13	52:22.449	31 Laps	104.3	6	2:51.971	146.6
3									
1 450 C. EUSER / O. YUSUF	Cor Euser Racing	Lotus Evora	42	1:59:18.554		147.9	22	2:39.078	158.5
2 41 A. DONALDSON / J. STACK	Intersport	Ginetta G50 GT4	41	2:00:09.002	1 Laps	143.4	21	2:45.017	152.8
3 42 A. HAYES / M. RADCLIFFE	Intersport	BMW M3 GT4	41	2:00:48.243	1 Laps	142.6	19	2:44.694	153.1
4 43 I. DONALDSON / A. WALEWSKA	Intersport	BMW V8 GT4	41	2:02:01.042	1 Laps	141.2	16	2:45.671	152.2
5 46 I. MITCHELL	Ian Mitchell	BMW V8	31	1:57:08.069	11 Laps	111.2	18	2:46.117	151.8
6 49 M. PARSONS / C. PALMER	Track Torque Racing	Chevron GR8	4	13:10.982	38 Laps	127.5	4	2:39.386	158.2
<i>Not started</i>									
37 H. VAN BEEK / J. VAN BEEK	Name Stitching Class Racing	BMW			42 Laps	0.0			
4									
1 53 M. CUNNINGHAM / P. CUNNINGHAM		Seat T	41	2:00:50.477		142.6	9	2:42.770	154.9
2 79 C. HAYES / A. THOMPSON	Westlake Motorsport	Seat 2000	40	2:00:18.866	1 Laps	139.7	4	2:49.813	148.5
3 54 J. CULLUM / R. CULLUM		Seat Supercopa	40	2:00:29.154	1 Laps	139.5	34	2:51.126	147.3
4 68 R. TAYLOR / G. COX	Zest Racecar Engineering	Seat T	34	2:02:38.484	7 Laps	116.5	6	2:51.955	146.6
5 77 D. WEBB / A. GIBBS	Track Torque	Seat T	23	2:01:15.457	18 Laps	79.7	8	2:51.637	146.9
6 66 E. SADIG / W. ARIF		BMW Z3	20	1:52:20.105	21 Laps	74.8	12	2:55.005	144.1
<i>Not started</i>									
57 M. MOSS / T. HOWARD		BMW M3 GT4						0.0	

Published at:

Track Status: **DRY**


Stewards:	Timekeeper:
-----------	-------------



BRITCAR
SPA EURO RACE 2014
RACE 1

Lap Chart

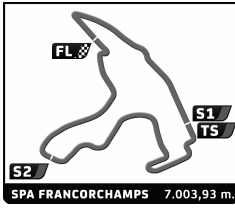
		LAP																																		
Nr	Pos	Grid	1	2	3	4	5	6	7	8	9	10	11	12	13	14	15	16	17	18	19	20	21	22	23	24	25	26	27	28	29	30	31	32		
2	1	2	8	8	8	8	8	8	8	8	8	26	26	26	8	8	26	26	26	26	26	26	26	26	26	26	26	26	26	26	26	26	26	26	26	
8	2	8	26	26	26	26	26	26	26	26	26	8	8	26	26	26	26	26	26	26	26	26	26	26	26	26	26	26	26	26	26	26	26	26		
21	3	21	2	2	2	21	21	21	21	21	21	21	21	21	21	21	21	21	21	21	21	21	21	21	21	26	26	26	21	21	2	24	393	393	393	
228	4	228	21	21	21	2	9	9	9	9	9	2	2	2	2	2	2	2	2	2	2	2	393	393	393	24	2	2	2	2	24	393	21	21	31	
26	5	26	49	49	49	9	2	393	2	2	2	9	393	393	393	393	393	393	393	393	393	393	31	31	24	2	24	24	24	393	21	31	31	21		
9	6	9	31	9	9	49	393	2	393	393	393	393	31	31	31	31	31	31	31	31	31	31	24	24	2	53	41	31	31	31	31	31	391	391	391	
393	7	393	9	393	393	393	31	31	31	31	31	31	24	24	24	24	24	24	24	24	24	24	53	2	53	43	31	41	41	391	391	391	450	450	450	
31	8	31	393	31	31	31	391	391	391	391	24	24	391	391	391	391	53	53	53	53	53	53	2	53	43	41	391	391	391	450	450	450	24	24	24	
49	9	49	391	391	391	391	53	53	24	24	391	391	53	53	53	53	450	450	450	43	43	43	43	41	31	450	450	450	41	41	41	41	41	41	41	
391	10	391	53	53	53	53	24	24	53	53	53	53	450	450	450	450	43	43	43	43	41	41	41	41	31	391	43	43	42	53	53	53	53	53	53	
53	11	53	24	24	24	24	450	450	450	450	450	43	43	43	43	41	41	41	41	42	42	42	42	42	42	450	42	42	43	42	42	42	42	42	42	
450	12	450	450	450	450	450	43	43	43	43	43	43	41	41	41	41	46	46	42	391	391	391	391	391	42	53	53	53	43	43	43	43	43	43	43	
24	13	24	43	43	43	43	41	41	41	41	41	41	46	46	46	42	42	42	391	450	450	450	450	450	54	54	54	79	79	79	79	79	79	79		
43	14	43	46	46	46	41	46	46	46	46	46	46	42	42	42	42	391	391	79	79	54	54	54	54	79	79	79	79	79	54	54	54	54	54	54	
41	15	41	41	41	41	46	79	79	79	42	42	42	77	77	77	77	79	79	54	54	79	79	79	79	68	68	68	68	68	68	68	68	68	68	68	
46	16	46	79	79	79	79	33	33	42	68	68	68	68	79	79	79	54	54	68	68	68	68	68	68	46	46	46	46	46	46	46	46	46	46	46	
33	17	33	33	33	33	33	42	42	68	54	77	77	79	54	54	54	77	68	46	46	46	46	46	46	77	77										
57	18	57	68	68	68	68	68	68	54	77	54	54	54	68	68	68	68	66	66	66	66	66	66	77	77											
37	19	37	42	42	42	42	54	54	77	79	79	79	33	33	33	66	66	77	77	77	77	77	77													
42	20	42	54	54	54	54	77	77	33	33	33	33	66	66	66																					
79	21	79	77	77	77	77	66	66	66	66	66	66																								
68	22	68	66	66	66	66																														
54	23	54																																		
77	24	77																																		
66	25	66																																		



BRITCAR
SPA EURO RACE 2014
RACE 1

Lap Chart


		LAP													
Nr	Pos	33	34	35	36	37	38	39	40	41	42	43	44	45	
2	1	26	26	26	26	26	26	2	2	2	2	2	2	2	
8	2	2	2	2	2	2	2	26	393	393	393	393	393		
21	3	393	393	393	393	393	393	393	26	26	26	21	21		
228	4	31	31	31	21	21	21	21	21	21	21	26	26		
26	5	21	21	21	391	391	391	391	391	391	391	391			
9	6	391	391	391	450	450	450	450	450	450	24	24			
393	7	450	450	450	24	24	24	24	24	24	450				
31	8	24	24	24	41	41	41	41	41	41					
49	9	41	41	41	53	53	53	42	42	42					
391	10	53	53	53	42	42	42	53	53	53					
53	11	42	42	42	31	43	43	43	43	43					
450	12	43	43	43	43	79	79	79	79						
24	13	79	79	79	79	54	54	54	31						
43	14	54	54	54	54	31	31	31	54						
41	15	68	68												
46	16														
33	17														
57	18														
37	19														
42	20														
79	21														
68	22														
54	23														
77	24														
66	25														



BRITCAR
SPA EURO RACE 2014
RACE 1

Best Sector Times


SECTOR 1			SECTOR 2			SECTOR 3			Pos	Team	Cl	Ideal Lap	Best Lap
Pos	Driver	Time	Driver	Time	Driver	Time							
1	2 M.CINTRANO	42.054	2 M.CINTRANO	1:07.239	2 M.CINTRANO	37.666	1	2 Neil Garner Motorsport	1	2'26.959	2:27.527	(1)	
2	8 M.MILLARD	42.095	8 M.MILLARD	1:09.008	8 M.MILLARD	37.776	2	8	1	2'28.879	2:29.380	(2)	
3	9 C.BEIGHTON	42.562	26 D.MASON	1:09.411	26 D.MASON	38.463	3	26 FF Corse	2	2'30.794	2:31.000	(3)	
4	31 N.GREENSALL	42.602	21 P.COOK	1:09.429	21 P.COOK	38.818	4	21 Simpson Motorsport	2	2'31.397	2:32.089	(4)	
5	26 D.MASON	42.920	31 N.GREENSALL	1:10.450	31 N.GREENSALL	38.957	5	31 BAMD	2	2'32.009	2:32.793	(5)	
6	21 P.COOK	43.150	393 J.CAMILLERI	1:11.546	393 J.CAMILLERI	39.477	6	9	1	2'34.509	2:34.643	(6)	
7	393 J.CAMILLERI	43.666	9 C.BEIGHTON	1:12.125	9 C.BEIGHTON	39.822	7	393 Racer Industries	2	2'34.689	2:35.158	(7)	
8	49 M.PARSONS	44.498	450 O.YUSUF	1:12.731	450 O.YUSUF	40.614	8	49 Track Torque Racing	3	2'38.728	2:39.386	(9)	
9	391 K.KASSULKE	44.685	49 M.PARSONS	1:12.751	391 K.KASSULKE	40.848	9	450 Cor Euser Racing	3	2'38.814	2:39.078	(8)	
10	24 G.GRUCHET	44.895	53 M.CUNNINGHAM	1:13.329	24 G.GRUCHET	40.888	10	24 Driver	2	2'39.326	2:39.634	(10)	
11	450 O.YUSUF	45.469	24 G.GRUCHET	1:13.543	49 M.PARSONS	41.479	11	391 Racer Industries	2	2'39.361	2:40.240	(11)	
12	53 M.CUNNINGHAM	46.642	391 K.KASSULKE	1:13.828	53 M.CUNNINGHAM	41.876	12	53	4	2'41.847	2:42.770	(12)	
13	42 A.HAYES	46.875	41 J.STACK	1:14.800	43 I.DONALDSON	42.134	13	41 Intersport	3	2'44.287	2:45.017	(14)	
14	43 I.DONALDSON	47.186	42 A.HAYES	1:15.461	46 I.MITCHELL	42.159	14	42 Intersport	3	2'44.600	2:44.694	(13)	
15	41 A.DONALDSON	47.256	43 I.DONALDSON	1:15.813	41 A.DONALDSON	42.231	15	43 Intersport	3	2'45.133	2:45.671	(15)	
16	46 I.MITCHELL	47.466	46 I.MITCHELL	1:15.969	42 A.HAYES	42.264	16	46 Ian Mitchell	3	2'45.594	2:46.117	(16)	
17	33 J.LUNN	47.919	79 C.HAYES	1:17.315	79 A.THOMPSON	43.705	17	79 Westlake Motorsport	4	2'49.472	2:49.813	(17)	
18	79 C.HAYES	48.452	54 R.CULLUM	1:17.413	54 J.CULLUM	44.022	18	54	4	2'50.569	2:51.126	(18)	
19	54 R.CULLUM	49.134	68 R.TAYLOR	1:17.802	33 J.LUNN	44.121	19	77 Track Torque	4	2'51.454	2:51.637	(19)	
20	77 D.WEBB	49.267	77 D.WEBB	1:17.978	77 D.WEBB	44.209	20	33 Jensen Lunn	2	2'51.591	2:51.971	(21)	
21	68 R.TAYLOR	49.733	66 W.ARIF	1:19.359	66 W.ARIF	44.277	21	68 Zest Racecar Engineering	4	2'51.951	2:51.955	(20)	
22	66 W.ARIF	50.283	33 J.LUNN	1:19.551	68 R.TAYLOR	44.416	22	66	4	2'53.919	2:55.005	(22)	



BRITCAR
SPA EURO RACE 2014
RACE 1

Fastest Lap Sequence

Practice Time	Team	Car	Class	Driver	Time	Kph	Lap
6:41.728	8	Rapier SR2 LMPX	1	Mike MILLARD	4:03.521	103.5	2
6:42.714	26 FF Corse	Ferrari 458 Challenge	2	David MASON	3:57.721	106.1	2
6:43.443	2 Neil Garner Motorsport	Mosler MT900 GT3	1	Javier MORCILLO	3:56.513	106.6	2
6:44.638	21 Simpson Motorsport	Audi R8	2	Peter COOK	3:54.654	107.5	2
6:46.974	9	Marcos GTC	1	Chris BEIGHTON	3:44.561	112.3	2
10:35.986	24 Driver	Porsche 997 Cup	2	Guillaume GRUCHET	3:43.959	112.6	3
10:36.419	450 Cor Euser Racing	Lotus Evora	3	Cor EUSER	3:43.705	112.7	3
10:37.646	43 Intersport	BMW V8 GT4	3	Ian DONALDSON	3:43.071	113.0	3
10:42.430	68 Zest Racecar Engineering	Seat T	4	Robert TAYLOR	3:42.523	113.3	3
10:44.147	42 Intersport	BMW M3 GT4	3	Adam HAYES	3:41.927	113.6	3
13:01.197	8	Rapier SR2 LMPX	1	Mike MILLARD	2:31.312	166.6	4
15:32.180	8	Rapier SR2 LMPX	1	Mike MILLARD	2:30.983	167.0	5
20:35.039	8	Rapier SR2 LMPX	1	Mike MILLARD	2:30.850	167.1	7
25:38.950	8	Rapier SR2 LMPX	1	Mike MILLARD	2:30.456	167.6	9
33:16.441	8	Rapier SR2 LMPX	1	Mike MILLARD	2:29.380	168.8	12
1:04:44.152	2 Neil Garner Motorsport	Mosler MT900 GT3	1	Manuel CINTRANO	2:27.574	170.9	4
1:24:41.814	2 Neil Garner Motorsport	Mosler MT900 GT3	1	Manuel CINTRANO	2:27.570	170.9	12
1:34:38.528	2 Neil Garner Motorsport	Mosler MT900 GT3	1	Manuel CINTRANO	2:27.527	170.9	16




BRITCAR
SPA EURO RACE 2014
RACE 1

Analysis by lap

Lapped

Nr	Lap Time	Gap	Nr	Lap Time	Gap	Nr	Lap Time	Gap	Nr	Lap Time	Gap	Nr	Lap Time	Gap
Lap 1			31	3:45.301	4.410	68	2:53.798	58.055	391	2:42.039	1'00.739	68	2:56.448	1 Lap
8	2:38.207		391	3:44.677	4.821	54	2:53.814	58.980	24	2:41.670	1'01.674	77	2:55.902	1 Lap
26	2:44.993	6.786	53	3:44.652	5.378	77	2:53.780	1'01.624	53	2:43.146	1'05.463	54	2:56.548	1 Lap
2	2:46.930	8.723	24	3:43.959	6.101	Lap 6			450	2:46.484	1'21.521	79	2:51.935	1 Lap
21	2:49.984	11.777	450	3:43.705	6.534	8	2:32.009		43	2:46.436	1'26.063	2	2:34.885	37.432
49	2:50.308	12.101	43	3:43.071	7.761	26	2:31.579	2.892	41	2:47.085	1'34.887	393	2:36.456	40.294
31	2:58.496	20.289	46	3:43.342	8.873	21	2:32.995	9.577	46	2:50.256	1'39.273	31	2:40.239	1'22.160
9	3:02.413	24.206	41	3:43.239	9.291	9	2:36.347	17.388	42	2:48.821	1'53.336	24	2:41.265	1'28.750
393	3:03.024	24.817	79	3:43.420	10.457	393	2:36.739	21.830	68	2:53.149	2'00.227	391	2:42.832	1'32.503
391	3:03.777	25.570	33	3:43.696	12.044	2	2:37.665	22.130	54	2:52.595	2'01.136	53	2:42.849	1'37.535
53	3:04.745	26.538	68	3:42.523	12.545	31	2:45.691	39.810	77	2:51.637	2'02.125	450	2:44.425	1'57.512
24	3:05.892	27.685	42	3:41.927	14.262	391	2:43.404	40.599	43	2:47.164	2'08.565	41	2:46.837	2'17.596
450	3:06.894	28.687	54	3:42.072	15.588	53	2:43.349	41.748	46	2:47.449	2'29.682			
43	3:09.330	31.123	77	3:43.287	17.367	24	2:42.188	42.510	Lap 9					
46	3:10.423	32.216	Lap 4			450	2:46.326	53.288	8	2:30.456		26	2:31.000	2.008
41	3:10.792	32.585	8	2:31.312		43	2:47.889	56.434	21	2:32.536	11.537	9	2:35.871	31.262
79	3:12.072	33.865	26	2:33.608	2.705	41	2:50.745	1'04.745	2	2:34.354	32.533	393	2:35.158	34.566
33	3:12.916	34.709	21	2:37.078	7.169	46	2:49.384	1'05.821	393	2:35.158	34.566	31	2:40.012	1'08.188
68	3:13.915	35.708	2	2:39.386	9.155	79	2:50.155	1'07.079	24	2:43.085	1'14.303	24	2:43.085	1'14.303
42	3:15.274	37.067	9	2:37.490	9.390	33	2:51.971	1'15.942	391	2:44.183	1'14.466	391	2:44.183	1'14.466
54	3:16.072	37.865	49	2:39.386	9.785	42	2:51.216	1'16.459	53	2:42.770	1'17.777	53	2:42.770	1'17.777
77	3:17.009	38.802	393	2:38.230	10.816	68	2:51.955	1'18.001	450	2:44.884	1'35.949	43	2:46.441	1'42.048
66	3:22.991	44.784	31	2:41.682	14.780	54	2:52.137	1'19.108	41	2:46.967	1'51.398	46	2:51.339	2'00.156
Lap 2			391	2:42.865	16.374	77	2:52.713	1'22.328	46	2:47.857	2'10.737	68	2:55.592	2'25.363
8	4:03.521		53	2:43.049	17.115	Lap 7			77	2:55.167	2'26.836			
26	3:57.721	0.986	24	2:44.502	19.291	8	2:30.850		Lap 10					
2	3:56.513	1.715	450	2:47.253	22.475	26	2:31.215	3.257	26	2:33.777		8	2:36.420	0.635
21	3:54.654	2.910	43	2:47.469	23.918	21	2:32.096	10.823	54	3:07.513	1 Lap	54	3:07.513	1 Lap
49	3:55.211	3.791	41	2:49.199	27.179	9	2:36.749	23.287	79	2:55.472	1 Lap	79	2:55.472	1 Lap
9	3:44.561	5.246	46	2:50.066	27.627	2	2:35.344	26.624	21	2:32.929	8.681	21	2:32.929	8.681
393	3:45.373	6.669	79	2:49.813	28.958	393	2:36.886	27.866	2	2:37.475	34.223	2	2:37.475	34.223
31	3:50.498	7.266	33	2:53.560	34.292	31	2:42.005	50.965	9	2:39.392	34.869	9	2:39.392	34.869
391	3:46.252	8.301	68	2:54.007	35.240	391	2:42.406	52.155	393	2:36.733	35.514	393	2:36.733	35.514
53	3:45.866	8.883	42	2:53.058	36.008	24	2:41.799	53.459	31	2:41.194	1'13.597	31	2:41.194	1'13.597
24	3:46.135	10.299	54	2:51.873	36.149	53	2:44.874	55.772	24	2:40.643	1'19.161	24	2:40.643	1'19.161
450	3:45.820	10.986	77	2:52.772	38.827	450	2:46.054	1'08.492	391	2:42.666	1'21.347	391	2:42.666	1'21.347
43	3:45.245	12.847	Lap 5			43	2:47.498	1'13.082	53	2:44.370	1'26.362	53	2:44.370	1'26.362
46	3:44.993	13.688	8	2:30.983		41	2:47.362	1'21.257	450	2:44.599	1'44.763	450	2:44.599	1'44.763
41	3:45.146	14.210	26	2:31.600	3.322	46	2:47.501	1'22.472	43	2:46.814	1'53.077	43	2:46.814	1'53.077
79	3:44.850	15.194	21	2:32.405	8.591	79	2:52.691	1'28.920	41	2:46.822	2'02.435	41	2:46.822	2'02.435
33	3:45.317	16.505	9	2:34.643	13.050	42	2:52.361	1'37.970	46	2:49.538	2'13.909	46	2:49.538	2'13.909
68	3:45.992	18.179	2	2:38.302	16.474	68	2:53.382	1'40.533	42	2:47.783	2'22.735	42	2:47.783	2'22.735
42	3:46.946	20.492	393	2:37.267	17.100	54	2:53.738	1'41.996	Lap 11					
54	3:47.329	21.673	31	2:42.331	26.128	77	2:52.465	1'43.943	26	2:31.676		26	2:31.676	
77	3:46.956	22.237	391	2:43.813	29.204	33	3:05.074	1'50.166	8	2:31.691	0.650	8	2:31.691	0.650
Lap 3			53	2:44.276	30.408	Lap 8			33	8:27.373	3 Laps	33	8:27.373	3 Laps
8	3:48.157		24	2:44.023	32.331	8	2:33.455		21	2:33.059	10.064	21	2:33.059	10.064
26	3:47.580	0.409	450	2:47.479	38.971	26	2:31.662	1.464	Lap 14					
2	3:47.523	1.081	43	2:47.619	40.554	21	2:32.089	9.457	8	2:30.278		8	2:30.278	
21	3:46.650	1.403	41	2:49.813	46.009	9	2:36.015	25.847						
49	3:46.077	1.711	46	2:51.802	48.446	2	2:35.466	28.635						
9	3:46.123	3.212	79	2:50.958	48.933	393	2:35.453	29.864						
393	3:45.386	3.898	33	2:52.671	55.980	31	2:41.122	58.632						
			42	2:52.227	57.252									




BRITCAR
SPA EURO RACE 2014
RACE 1

Analysis by lap

Lapped

Nr	Lap Time	Gap	Nr	Lap Time	Gap	Nr	Lap Time	Gap	Nr	Lap Time	Gap	Nr	Lap Time	Gap																																										
Lap 15																																																								
8	2:31.743		26	2:32.156	8.302	450	2:49.283	1 Lap	21	2:33.522	19.238	43	2:48.499	1 Lap	68	4:04.209	2 Laps	41	2:46.480	1 Lap	46	2:48.397	1 Lap	2	2:34.995	59.177	42	2:47.776	1 Lap	393	2:35.354	103.113	33	2:54.128	3 Laps	77	2:54.436	1 Lap	79	2:49.959	1 Lap	31	2:40.011	154.890	54	2:54.717	1 Lap	24	2:41.829	213.897						
Lap 16																																																								
8	2:30.332		53	2:45.161	1 Lap	26	2:31.788	9.758	21	2:32.568	21.474	450	2:48.116	1 Lap	43	2:46.927	1 Lap	41	2:45.549	1 Lap	2	2:36.030	104.875	46	2:47.880	1 Lap	393	2:35.976	108.757	42	2:47.179	1 Lap	391	4:58.651	1 Lap	31	2:41.094	205.652	79	2:54.376	1 Lap	24	2:42.667	226.232	54	2:54.535	1 Lap									
Lap 17																																																								
8	2:30.548		26	2:32.367	11.577	53	2:43.604	1 Lap	21	2:32.192	23.118	450	2:46.175	1 Lap	43	2:45.671	1 Lap	41	2:45.622	1 Lap	2	2:36.260	110.587	393	2:35.927	114.136	46	2:53.264	1 Lap	42	2:47.507	1 Lap	31	2:40.068	215.172	391	2:42.295	1 Lap	77	5:37.544	2 Laps															
Lap 18																																																								
8	2:32.110		79	2:54.667	2 Laps	24	2:44.074	1 Lap	26	2:32.197	11.664	54	2:57.885	2 Laps	21	2:32.812	23.820	53	2:44.239	1 Lap	68	7:27.132	4 Laps	450	2:48.748	1 Lap	43	2:46.280	1 Lap	2	2:36.667	115.144	393	2:36.852	118.878	41	2:47.752	1 Lap	42	2:47.844	1 Lap	31	2:39.612	222.674	391	2:40.917	1 Lap									
Lap 19																																																								
8	2:30.597		66	47:36.946	17 Laps	26	2:32.583	13.650	24	2:43.325	1 Lap	21	2:33.581	26.804	79	2:53.867	2 Laps	53	2:43.736	1 Lap	54	2:56.718	2 Laps	2	2:40.107	124.654	393	2:37.219	125.500	33	9:43.714	6 Laps	43	2:48.884	1 Lap	41	2:47.309	1 Lap	42	2:46.090	1 Lap	31	2:38.445	230.522												
Lap 20																																																								
8	2:31.920		391	2:41.317	2 Laps	26	2:31.673	13.403	21	2:34.226	29.110	24	2:42.463	1 Lap	450	4:30.777	2 Laps																																							
Lap 21																																																								
8	2:33.005		31	2:38.397	1 Lap	391	2:40.942	2 Laps	26	2:32.443	12.841	21	2:32.813	28.918	24	2:40.567	1 Lap	450	2:42.024	2 Laps	66	2:58.213	17 Laps	53	2:44.607	1 Lap	2	4:58.110	1 Lap	393	2:36.887	133.705	54	2:56.316	2 Laps	43	2:47.037	1 Lap	41	2:46.327	1 Lap															
Lap 22																																																								
8	2:32.614		42	2:48.793	2 Laps	31	2:40.050	1 Lap	26	2:32.077	12.304	391	2:41.344	2 Laps	21	2:32.627	28.931	24	2:41.038	1 Lap	450	2:39.462	2 Laps	79	5:23.359	3 Laps	2	2:30.825	1 Lap	53	2:47.660	1 Lap	66	3:00.395	17 Laps	393	2:37.451	138.542	54	2:58.116	2 Laps	43	2:47.345	1 Lap	41	2:45.017	1 Lap	42	2:48.339	1 Lap	68	12:33.211	7 Laps	391	2:40.400	1 Lap
Lap 23																																																								
21	2:33.616		24	2:39.917	1 Lap	450	2:39.104	2 Laps	2	2:29.789	1 Lap	53	2:45.170	1 Lap	79	2:55.475	3 Laps	393	2:37.221	113.216	66	2:58.088	17 Laps	26	4:41.408	151.165																														
Lap 24																																																								
21	2:32.930		42	2:49.334	2 Laps	391	2:40.370	2 Laps	24	2:39.634	1 Lap	450	2:39.078	2 Laps	2	2:27.574	1 Lap	53	2:45.078	1 Lap	393	2:39.961	120.247	54	4:55.477	3 Laps	79	2:54.149	3 Laps	66	2:56.762	17 Laps	26	2:34.011	152.246	43	2:47.765	1 Lap	41	2:46.355	1 Lap															
Lap 25																																																								
21	2:33.445		31	2:37.145	2 Laps	391	2:40.467	2 Laps	2	2:29.433	1 Lap	450	2:39.905	2 Laps	24	2:41.865	1 Lap	393	2:40.098	126.900	54	2:52.825	3 Laps	79	2:53.780	3 Laps	26	2:33.987	152.788	66	2:55.723	17 Laps	41	2:46.789	1 Lap	68	7:51.420	9 Laps	31	2:34.829	1 Lap	391	2:41.771	1 Lap	42	5:27.823	2 Laps	2	2:31.107	305.031	450	2:39.459	1 Lap	24	2:40.430	319.829
Lap 26																																																								
393	2:37.452		26	2:34.065	22.501	54	2:53.454	3 Laps	21	4:36.875	32.523	79	2:53.484	3 Laps	66	2:56.988	17 Laps	31	2:34.482	1 Lap	41	2:48.183	1 Lap	68	2:57.174	9 Laps	2	2:30.969	131.648	391	2:41.884	1 Lap	43	6:00.908	2 Laps	42	2:52.885	2 Laps	450	2:39.907	1 Lap															
Lap 27																																																								
393	2:37.881		26	2:33.169	17.789	21	2:38.788	33.430	54	2:53.019	3 Laps	79	2:51.610	3 Laps	31	2:33.817	1 Lap	66	2:57.239	17 Laps	2	2:30.099	123.866	41	2:48.765	1 Lap	391	2:40.964	1 Lap	68	2:57.756	9 Laps	450	2:40.255	1 Lap	43	2:57.984	2 Laps	42	2:51.770	2 Laps	24	2:44.158	208.189	53	2:50.762	2 Laps									
Lap 28																																																								
26	2:32.951		21	3:01.271	43.961	31	2:32.912	1 Lap	54	2:53.802	3 Laps	79	2:51.838	3 Laps	2	2:29.053	102.179	46	30:13.451	11 Laps	391	2:41.806	1 Lap	66	2:58.958	17 Laps	450	2:39.888	1 Lap	68	2:57.190	9 Laps	24	2:44.000	201.449	42	2:55.713	2 Laps	43	2:58.367	2 Laps	53	2:50.304	2 Laps	393	5:11.611	220.871									
Lap 29																																																								
26	2:33.302		31	2:34.106	1 Lap	2	2:31.076	59.953	54	2:54.051	3 Laps	79	2:54.164	3 Laps	46	2:46.117	11 Laps	391	2:42.978	1 Lap	66	2:55.005	17 Laps	450	2:41.740	1 Lap	24	2:42.796	210.943	68	2:56.119	9 Laps	41	6:21.812	2 Laps	393	2:39.486	227.055	53	2:50.440	2 Laps	42	2:57.091	2 Laps	43	2:57.668	2 Laps									




BRITCAR
SPA EURO RACE 2014
RACE 1

Analysis by lap

Lapped

Nr	Lap Time	Gap	Nr	Lap Time	Gap	Nr	Lap Time	Gap	Nr	Lap Time	Gap	Nr	Lap Time	Gap			
Lap 30																	
26	2:33.656		31	2:35.574	1 Lap	21	2:39.306	1 Lap	41	2:47.901	3 Laps	54	2:53.102	4 Laps			
21	4:47.771	1 Lap	21	2:44.082	1 Lap	41	2:47.901	3 Laps	77	3:02.568	21 Laps						
31	2:34.319	1 Lap	68	2:56.200	10 Laps	53	2:48.105	3 Laps	53	2:50.076	3 Laps						
2	2:28.355	54.652	42	2:53.052	3 Laps	42	2:49.375	3 Laps	42	2:47.758	3 Laps						
79	2:51.469	3 Laps	43	2:53.367	3 Laps	68	2:56.478	10 Laps									
54	2:53.723	3 Laps	391	2:42.280	1 Lap	43	2:53.812	3 Laps									
391	2:41.178	1 Lap	66	4:44.207	18 Laps	391	2:40.558	1 Lap									
46	2:47.375	11 Laps	79	2:51.206	3 Laps												
450	2:41.679	1 Lap	54	2:51.863	3 Laps												
66	2:59.057	17 Laps	450	2:43.348	1 Lap												
393	2:37.158	230.557	46	2:48.728	11 Laps												
Lap 31																	
26	2:34.957																
41	2:47.124	3 Laps															
68	2:56.751	10 Laps															
53	2:50.253	3 Laps															
42	2:53.432	3 Laps															
43	2:55.723	3 Laps															
21	2:40.054	1 Lap															
31	2:32.793	1 Lap															
2	2:27.570	47.265															
79	2:52.233	3 Laps															
54	2:52.559	3 Laps															
391	2:40.902	1 Lap															
46	2:48.178	11 Laps															
450	2:43.384	1 Lap															
24	5:12.027	1 Lap															
393	2:36.273	231.873															
Lap 32																	
26	2:34.654																
66	2:59.664	18 Laps															
41	2:45.384	3 Laps															
53	2:49.262	3 Laps															
68	2:58.052	10 Laps															
42	2:51.620	3 Laps															
21	2:41.367	1 Lap															
43	2:54.493	3 Laps															
2	2:28.869	41.480															
31	2:32.882	1 Lap															
391	2:41.663	1 Lap															
79	2:53.409	3 Laps															
54	2:52.726	3 Laps															
46	2:48.858	11 Laps															
450	2:42.438	1 Lap															
24	2:44.261	1 Lap															
Lap 33																	
26	2:33.678																
393	2:37.653	1 Lap															
41	2:47.405	3 Laps															
2	2:31.747	39.549															
53	2:49.700	3 Laps															
Lap 34																	
26	2:33.296																
393	2:35.296	1 Lap															
2	2:28.571	34.824															
41	2:45.981	3 Laps															
31	2:34.357	1 Lap															
21	2:40.470	1 Lap															
53	2:49.124	3 Laps															
42	2:50.217	3 Laps															
68	2:56.046	10 Laps															
43	2:54.685	3 Laps															
391	2:41.332	1 Lap															
Lap 35																	
26	2:34.133																
450	2:43.389	2 Laps															
393	2:37.228	1 Lap															
79	2:52.361	4 Laps															
54	2:52.619	4 Laps															
46	2:49.351	12 Laps															
24	2:46.883	2 Laps															
66	3:04.115	19 Laps															
2	2:27.527	28.218															
31	2:34.405	1 Lap															
41	2:47.483	3 Laps															
21	2:39.701	1 Lap															
53	2:49.065	3 Laps															
42	2:50.165	3 Laps															
68	2:56.338	10 Laps															
43	2:53.632	3 Laps															
391	2:42.293	1 Lap															
Lap 36																	
26	2:34.596																
393	2:35.585	1 Lap															
450	2:42.593	2 Laps															
2	2:28.346	21.968															
24	2:44.306	2 Laps															
79	2:52.520	4 Laps															
46	2:48.085	12 Laps															
54	2:52.971	4 Laps															
66	3:00.869	19 Laps															
31	2:34.018	1 Lap															
Lap 37																	
26	2:34.103																
393	2:35.198	1 Lap															
2	2:28.222	16.087															
450	2:42.052	2 Laps															
24	2:44.515	2 Laps															
46	2:48.351	12 Laps															
79	2:51.754	4 Laps															
54	2:51.515	4 Laps															
77	51:58.784	21 Laps															
66	2:59.551	19 Laps															
21	2:39.604	1 Lap															
41	2:46.479	3 Laps															
53	2:51.577	3 Laps															
42	2:48.778	3 Laps															
68	2:56.184	10 Laps															
43	2:55.639	3 Laps															
Lap 38																	
26	2:35.536																
391	2:44.838	2 Laps															
393	2:35.577	1 Lap															
2	2:28.419	8.970															
450	2:43.068	2 Laps															
24	2:44.648	2 Laps															
46	2:47.847	12 Laps															
79	2:51.726	4 Laps															
54	2:51.126	4 Laps															
21	2:41.349	1 Lap															
77	3:02.905	21 Laps															
41	2:48.042	3 Laps															
66	3:01.174	19 Laps															
53	2:50.979	3 Laps															
42	2:49.200	3 Laps															
43	2:52.278	3 Laps															
68	2:56.630	10 Laps															
Lap 39																	
2	2:31.719																
393	2:36.347	1 Lap															
391	2:43.366	2 Laps															
450	2:44.485	2 Laps															
26	3:12.907	32.218															
24	2:45.729	2 Laps															
46	2:47.388	12 Laps															
79	2:52.067	4 Laps															
54	2:56.302	4 Laps															
21	2:40.371	1 Lap															
Lap 40																	
2	2:31.377																
31	9:42.066	4 Laps															
393	2:37.967	1 Lap															
391	2:43.448	2 Laps															
43	2:55.433	4 Laps															
68	2:59.519	11 Laps															
450	2:44.046	2 Laps															
24	2:45.109	2 Laps															
46	2:49.465	12 Laps															
21	2:39.112	1 Lap															
79	2:55.744	4 Laps															
54	2:56.367	4 Laps															
41	2:47.141	3 Laps															
77	3:00.556	21 Laps															
53	2:49.055	3 Laps															
42	2:47.474	3 Laps															
Lap 41																	
2	2:31.207																
393	2:36.623	1 Lap															
391	2:40.240	2 Laps															
43	2:54.122	4 Laps															
26	5:19.420	1 Lap															
68	2:56.960	11 Laps															
450	2:45.092	2 Laps															
24	2:44.745	2 Laps															
21	2:38.201	1 Lap															
46	2:50.758	12 Laps															
79	2:55.215	4 Laps															
54	2:53.747	4 Laps															
41	2:46.037	3 Laps															
Lap 42																	
2	2:32.800																
66	8:53.945	22 Laps															
53	2:48.964	4 Laps															
77	3:00.824	22 Laps															
42	2:46.662	4 Laps															
393	2:35.860	1 Lap															
31	5:24.670	5 Laps															
391	2:40.484	2 Laps															
43	2:53.561	4 Laps															
450	2:44.723	2 Laps															
26	2:58.772	1 Lap															
68	2:58.072	11 Laps															
24	2:43.088	2 Laps															
21	2:37.199	1 Lap															
46	2:54.436	12 Laps															
79	2:52.546	4 Laps															
41	2:46.378	3 Laps															
Lap 43																	
2	2:31.583																
393	2:40.371	1 Lap															
42	2:47.755	4 Laps															
53	2:50.554	4 Laps															
31	2:37.841	5 Laps															
77	2:59.576	22 Laps															
391	2:40.253	2 Laps															
450	2:44.032	2 Laps															
43	2:54.726	4 Laps															
24	2:43.231	2 Laps															
26	2:58.255	1 Lap															
21	2:39.552	1 Lap															
68	3:00.840	11 Laps															
46	2:59.174	12 Laps															
Lap 44																	
2	2:33.673																
41	2:47.320	4 Laps															
79	2:54.868	5 Laps															
54	2:57.387	5 Laps															
393	2:40.396	1 Lap															
31	2:37.033	5 Laps															
42	2:48.251	4 Laps															
53	2:49.682	4 Laps															
391	2:43.056	2 Laps															
77	2:57.776	22 Laps															
43	2:55.821	4 Laps															
21	2:42.354	1 Lap															
24	2:57.565	2 Laps															
450	3:14.990	2 Laps															
26	2:59.898	1 Lap															
68	3:01.916	11 Laps															
Lap 45																	
2	2:52.242																
41	2:49.103	4 Laps															
79	2:55.011	5 Laps															
31	2:35.068	5 Laps															
54	2:57.892	5 Laps															
393	2:40.065	1 Lap															
42	2:49.155	4 Laps															
53	2:48.812	4 Laps															
391	2:42.071	2 Laps															
77	2:55.568	22 Laps															
21	2:39.784	1 Lap															
24	2:42.866	2 Laps															
43	2:55.509	4 Laps															
26	3:01.483	1 Lap															
68	3:06.503	11 Laps															




BRITCAR
SPA EURO RACE 2014
RACE 1
Analysis

								■ Personal Best ■ Session Best ■ Crossing the finish line in pit lane							
Lap	D	Time	Sector 1	Sector 2	Sector 3	Kph	Elapsed	Lap	D	Time	Sector 1	Sector 2	Sector 3	Kph	Elapsed
26	2	4:36.875	2:40.486	1:15.227	41.162	91.1	1:11:16.536	36	1	2:44.648	45.874	1:16.201	42.573	153.1	1:42:36.059
27	2	2:38.788	45.063	1:13.189	40.536	158.8	1:13:55.324	37	1	2:45.729	46.139	1:16.719	42.871	152.1	1:45:21.788
28	2	3:01.271	44.820	1:29.570	46.881	139.1	1:16:56.595	38	1	2:45.109	46.280	1:16.148	42.681	152.7	1:48:06.897
29	2	4:47.771	2:48.914	1:16.460	42.397	87.6	1:21:44.366	39	1	2:44.745	46.089	1:16.659	41.997	153.0	1:50:51.642
30	2	2:40.054	45.742	1:13.316	40.996	157.5	1:24:24.420	40	1	2:43.088	45.527	1:16.144	41.417	154.6	1:53:34.730
31	2	2:41.367	45.033	1:14.495	41.839	156.3	1:27:05.787	41	1	2:43.231	45.694	1:15.728	41.809	154.5	1:56:17.961
32	2	2:44.082	44.798	1:17.145	42.139	153.7	1:29:49.869	42	1	2:57.565	45.547	1:17.710	54.308	142.0	1:59:15.526
33	2	2:40.470	44.785	1:14.503	41.182	157.1	1:32:30.339	43	1	2:42.866	45.361	1:15.320	42.185	154.8	2:01:58.392
34	2	2:39.701	44.624	1:13.494	41.583	157.9	1:35:10.040								
35	2	2:39.306	44.611	1:13.271	41.424	158.3	1:37:49.346								
36	2	2:39.604	44.709	1:13.802	41.093	158.0	1:40:28.950								
37	2	2:41.349	46.328	1:13.984	41.037	156.3	1:43:10.299								
38	2	2:40.371	44.579	1:13.259	42.533	157.2	1:45:50.670								
39	2	2:39.112	44.497	1:13.131	41.484	158.5	1:48:29.782								
40	2	2:38.201	44.430	1:13.108	40.663	159.4	1:51:07.983								
41	2	2:37.199	44.339	1:12.369	40.491	160.4	1:53:45.182								
42	2	2:39.552	43.996	1:13.289	42.267	158.0	1:56:24.734								
43	2	2:42.354	45.271	1:15.350	41.733	155.3	1:59:07.088								
44	2	2:39.784	44.915	1:13.929	40.940	157.8	2:01:46.872								

24		Driver	Porsche 997 Cup				
24		1. Guillaume GRUCHET	2				
1	1	3:05.892	50.571	1:19.803	55.518	135.6	3:05.892
2	1	3:46.135	1:00.532	1:41.167	1:04.436	111.5	6:52.027
3	1	3:43.959	1:09.880	1:39.447	54.632	112.6	10:35.986
4	1	2:44.502	47.442	1:15.343	41.717	153.3	13:20.488
5	1	2:44.023	46.731	1:15.498	41.794	153.7	16:04.511
6	1	2:42.188	45.431	1:15.443	41.314	155.5	18:46.699
7	1	2:41.799	46.231	1:14.556	41.012	155.8	21:28.498
8	1	2:41.670	45.883	1:14.506	41.281	156.0	24:10.168
9	1	2:43.085	46.098	1:14.363	42.624	154.6	26:53.253
10	1	2:40.643	45.246	1:13.543	41.854	157.0	29:33.896
11	1	2:41.265	45.776	1:14.261	41.228	156.4	32:15.161
12	1	2:42.466	45.529	1:14.673	42.264	155.2	34:57.627
13	1	2:41.114	45.486	1:14.740	40.888	156.5	37:38.741
14	1	2:42.940	45.951	1:14.831	42.158	154.7	40:21.681
15	1	2:41.829	45.524	1:14.780	41.525	155.8	43:03.510
16	1	2:42.667	45.723	1:14.967	41.977	155.0	45:46.177
17	1	2:44.074	45.766	1:16.360	41.948	153.7	48:30.251
18	1	2:43.325	45.253	1:15.324	42.748	154.4	51:13.576
19	1	2:42.463	45.798	1:15.388	41.277	155.2	53:56.039
20	1	2:40.567	45.217	1:13.971	41.379	157.0	56:36.606
21	1	2:41.038	45.627	1:14.251	41.160	156.6	59:17.644
22	1	2:39.917	45.291	1:13.689	40.937	157.7	1:01:57.561
23	1	2:39.634	44.900	1:13.753	40.981	157.9	1:04:37.195
24	1	2:41.865	45.508	1:15.126	41.231	155.8	1:07:19.060
25	1	2:40.430	44.895	1:14.522	41.013	157.2	1:09:59.490
26	1	2:46.435	45.744	1:18.764	41.927	151.5	1:12:45.925
27	1	2:44.158	47.365	1:15.341	41.452	153.6	1:15:30.083
28	1	2:44.000	45.050	1:15.642	43.308	153.7	1:18:14.083
29	1	2:42.796	45.324	1:15.810	41.662	154.9	1:20:56.879
30	1	5:12.027	3:13.002	1:16.574	42.451	80.8	1:26:08.906
31	1	2:44.261	45.975	1:16.035	42.251	153.5	1:28:53.167
32	1	2:42.540	45.918	1:15.022	41.600	155.1	1:31:35.707
33	1	2:46.883	48.865	1:15.686	42.332	151.1	1:34:22.590
34	1	2:44.306	46.446	1:16.088	41.772	153.5	1:37:06.896
35	1	2:44.515	45.739	1:16.241	42.535	153.3	1:39:51.411

26		FF Corse	Ferrari 458 Challenge				
26		1. David MASON	2				
26		2. Calum LOCKIE					
1	1	2:44.993	46.685	1:16.776	41.532	152.8	2:44.993
2	1	3:57.721	58.985	1:56.766	1:01.970	106.1	6:42.714
3	1	3:47.580	1:07.885	1:43.903	55.792	110.8	10:30.294
4	1	2:33.608	44.330	1:10.448	38.830	164.1	13:03.902
5	1	2:31.600	43.317	1:09.646	38.637	166.3	15:35.502
6	1	2:31.579	43.380	1:09.411	38.788	166.3	18:07.081
7	1	2:31.215	43.193	1:09.486	38.536	166.7	20:38.296
8	1	2:31.662	43.216	1:09.572	38.874	166.3	23:09.958
9	1	2:31.000	43.014	1:09.523	38.463	167.0	25:40.958
10	1	2:33.777	42.920	1:11.938	38.919	164.0	28:14.735
11	1	2:31.676	43.107	1:09.784	38.785	166.2	30:46.411
12	1	2:32.332	43.061	1:10.642	38.629	165.5	33:18.743
13	1	2:33.539	43.519	1:09.563	40.457	164.2	35:52.282
14	1	2:33.477	43.763	1:10.272	39.442	164.3	38:25.759
15	1	2:32.156	43.117	1:10.212	38.827	165.7	40:57.915
16	1	2:31.788	43.164	1:09.899	38.725	166.1	43:29.703
17	1	2:32.367	43.353	1:10.272	38.742	165.5	46:02.070
18	1	2:32.197	43.238	1:10.129	38.830	165.7	48:34.267
19	1	2:32.583	43.148	1:10.815	38.620	165.2	51:06.850
20	1	2:31.673	42.977	1:09.571	39.125	166.2	53:38.523
21	1	2:32.443	43.263	1:10.016	39.164	165.4	56:10.966
22	1	2:32.077	43.437	1:09.917	38.723	165.8	58:43.043
23	2	4:41.408	2:51.723	1:10.550	39.135	89.6	1:03:24.451
24	2	2:34.011	43.422	1:11.241	39.348	163.7	1:05:58.462
25	2	2:33.987	44.783	1:10.269	38.935	163.7	1:08:32.449
26	2	2:34.065	43.200	1:11.790	39.075	163.7	1:11:06.514
27	2	2:33.169	43.503	1:10.400	39.266	164.6	1:13:39.683
28	2	2:32.951	43.359	1:10.469	39.123	164.9	1:16:12.634
29	2	2:33.302	43.754	1:10.594	38.954	164.5	1:18:45.936
30	2	2:33.656	43.675	1:11.015	38.966	164.1	1:21:19.592
31	2	2:34.957	44.493	1:10.862	39.602	162.7	1:23:54.549
32	2	2:34.654	43.432	1:11.551	39.671	163.0	1:26:29.203
33	2	2:33.678	43.560	1:10.490	39.628	164.1	1:29:02.881
34	2	2:33.296	43.442	1:10.859	38.995	164.5	1:31:36.177
35	2	2:34.133	43.529	1:11.488	39.116	163.6	1:34:10.310
36	2	2:34.596	43.523	1:11.459	39.614	163.1	1:36:44.906
37	2	2:34.103	43.704	1:11.003	39.396	163.6	1:39:19.009
38	2	2:35.536	43.778	1:12.342	39.416	162.1	1:41:54.545
39	2	3:12.907	44.027	1:30.277	58.603	130.7	1:45:07.452
40	2	5:19.420	3:06.835	1:26.250	46.335	78.9	1:50:26.872
41	2	2:58.772	48.408	1:23.807	46.557	141.0	1:53:25.644
42	2	2:58.255	48.757	1:22.938	46.560	141.4	1:56:23.899
43	2	2:59.898	49.515	1:23.248	47.135	140.2	1:59:23.797
44	2	3:01.483	48.926	1:24.554	48.003	138.9	2:02:25.280



BRITCAR SPA EURO RACE 2014 RACE 1 Analysis


■ Personal Best
 ■ Session Best
 ■ Crossing the finish line in pit lane

Lap	D	Time	Sector 1	Sector 2	Sector 3	Kph	Elapsed	Lap	D	Time	Sector 1	Sector 2	Sector 3	Kph	Elapsed
9	1	2:47.857	48.181	1:16.886	42.790	150.2	27:49.687	22	1	2:46.548	47.493	1:16.295	42.760	151.4	1:03:35.549
10	1	2:47.783	47.873	1:16.599	43.311	150.3	30:37.470	23	1	2:47.765	47.604	1:17.243	42.918	150.3	1:06:23.314
11	1	2:48.770	47.923	1:18.102	42.745	149.4	33:26.240	24	2	6:00.908	3:51.774	1:23.204	45.930	69.9	1:12:24.222
12	1	2:47.747	48.133	1:16.128	43.486	150.3	36:13.987	25	2	2:57.984	51.236	1:22.073	44.675	141.7	1:15:22.206
13	1	2:48.524	47.786	1:16.171	44.567	149.6	39:02.511	26	2	2:58.367	50.672	1:21.937	45.758	141.4	1:18:20.573
14	1	2:47.776	47.160	1:16.282	44.334	150.3	41:50.287	27	2	2:57.668	50.713	1:22.100	44.855	141.9	1:21:18.241
15	1	2:47.179	47.183	1:16.511	43.485	150.8	44:37.466	28	2	2:55.723	49.886	1:20.947	44.890	143.5	1:24:13.964
16	1	2:47.507	47.359	1:16.108	44.040	150.5	47:24.973	29	2	2:54.493	49.511	1:20.096	44.886	144.5	1:27:08.457
17	1	2:47.844	48.056	1:16.911	42.877	150.2	50:12.817	30	2	2:53.367	49.322	1:19.781	44.264	145.4	1:30:01.824
18	1	2:46.090	47.119	1:16.097	42.874	151.8	52:58.907	31	2	2:54.685	49.630	1:20.505	44.550	144.3	1:32:56.509
19	1	2:44.694	46.969	1:15.461	42.264	153.1	55:43.601	32	2	2:53.632	49.235	1:19.917	44.480	145.2	1:35:50.141
20	1	2:48.793	46.875	1:17.385	44.533	149.4	58:32.394	33	2	2:53.812	48.706	1:20.386	44.720	145.1	1:38:43.953
21	1	2:48.339	47.146	1:16.776	44.417	149.8	1:01:20.733	34	2	2:55.639	49.394	1:21.721	44.524	143.6	1:41:39.592
22	1	2:49.334	47.603	1:18.043	43.688	148.9	1:04:10.067	35	2	2:52.278	49.049	1:18.996	44.233	146.4	1:44:31.870
23	2	5:27.823	3:22.880	1:19.596	45.347	76.9	1:09:37.890	36	2	2:55.433	49.923	1:20.457	45.053	143.7	1:47:27.303
24	2	2:52.885	49.368	1:18.242	45.275	145.8	1:12:30.775	37	2	2:54.122	48.608	1:21.128	44.386	144.8	1:50:21.425
25	2	2:51.770	49.431	1:17.811	44.528	146.8	1:15:22.545	38	2	2:53.561	48.752	1:20.130	44.679	145.3	1:53:14.986
26	2	2:55.713	48.982	1:18.939	47.792	143.5	1:18:18.258	39	2	2:54.726	49.356	1:20.784	44.586	144.3	1:56:09.712
27	2	2:57.091	50.624	1:20.281	46.186	142.4	1:21:15.349	40	2	2:55.821	48.791	1:21.592	45.438	143.4	1:59:05.533
28	2	2:53.432	50.164	1:18.421	44.847	145.4	1:24:08.781	41	2	2:55.509	49.604	1:20.200	45.705	143.7	2:02:01.042
29	2	2:51.620	48.962	1:18.436	44.222	146.9	1:27:00.401								
30	2	2:53.052	48.539	1:19.993	44.520	145.7	1:29:53.453								
31	2	2:50.217	48.409	1:17.492	44.316	148.1	1:32:43.670								
32	2	2:50.165	49.097	1:17.231	43.837	148.2	1:35:33.835								
33	2	2:49.375	47.988	1:17.214	44.173	148.9	1:38:23.210								
34	2	2:48.778	47.947	1:17.405	43.426	149.4	1:41:11.988								
35	2	2:49.200	48.475	1:16.982	43.743	149.0	1:44:01.188								
36	2	2:47.758	47.836	1:16.691	43.231	150.3	1:46:48.946								
37	2	2:47.474	47.504	1:16.693	43.277	150.6	1:49:36.420								
38	2	2:46.662	47.512	1:16.243	42.907	151.3	1:52:23.082								
39	2	2:47.755	47.485	1:16.819	43.451	150.3	1:55:10.837								
40	2	2:48.251	47.421	1:17.265	43.565	149.9	1:57:59.088								
41	2	2:49.155	47.670	1:17.434	44.051	149.1	2:00:48.243								

43 Intersport		BMW V8 GT4					
1. Ian DONALDSON		3					
2. Anna WALEWSKA							
1	1	3:09.330	52.118	1:20.198	57.014	133.2	3:09.330
2	1	3:45.245	59.247	1:40.681	1:05.317	111.9	6:54.575
3	1	3:43.071	1:09.426	1:39.356	54.289	113.0	10:37.646
4	1	2:47.469	48.151	1:16.484	42.834	150.6	13:25.115
5	1	2:47.619	47.586	1:16.365	43.668	150.4	16:12.734
6	1	2:47.889	48.480	1:16.201	43.208	150.2	19:00.623
7	1	2:47.498	47.711	1:16.649	43.138	150.5	21:48.121
8	1	2:46.436	47.308	1:16.432	42.696	151.5	24:34.557
9	1	2:46.441	47.598	1:16.197	42.646	151.5	27:20.998
10	1	2:46.814	47.466	1:16.489	42.859	151.2	30:07.812
11	1	2:47.164	47.479	1:16.326	43.359	150.8	32:54.976
12	1	2:45.992	47.519	1:15.813	42.660	151.9	35:40.968
13	1	2:49.317	47.290	1:18.223	43.804	148.9	38:30.285
14	1	2:48.499	47.866	1:16.870	43.763	149.6	41:18.784
15	1	2:46.927	47.608	1:16.781	42.538	151.0	44:05.711
16	1	2:45.671	47.538	1:15.999	42.134	152.2	46:51.382
17	1	2:46.280	47.186	1:16.029	43.065	151.6	49:37.662
18	1	2:48.884	47.423	1:18.384	43.077	149.3	52:26.546
19	1	2:48.073	47.838	1:16.833	43.402	150.0	55:14.619
20	1	2:47.037	48.254	1:15.915	42.868	150.9	58:01.656
21	1	2:47.345	47.805	1:16.664	42.876	150.7	1:00:49.001

46 Ian Mitchell		BMW V8					
1. Ian MITCHELL		3					
1	1	3:10.423	53.443	1:19.385	57.595	132.4	3:10.423
2	1	3:44.993	59.799	1:39.666	1:05.528	112.1	6:55.416
3	1	3:43.342	1:09.548	1:39.155	54.639	112.9	10:38.758
4	1	2:50.066	49.746	1:17.039	43.281	148.3	13:28.824
5	1	2:51.802	49.592	1:17.444	44.766	146.8	16:20.626
6	1	2:49.384	48.877	1:16.995	43.512	148.9	19:10.010
7	1	2:47.501	48.348	1:16.361	42.792	150.5	21:57.511
8	1	2:50.256	48.286	1:17.006	44.964	148.1	24:47.767
9	1	2:51.339	49.276	1:18.909	43.154	147.2	27:39.106
10	1	2:49.538	48.733	1:17.708	43.097	148.7	30:28.644
11	1	2:47.449	47.894	1:16.708	42.847	150.6	33:16.093
12	1	2:47.524	47.707	1:16.586	43.231	150.5	36:03.617
13	1	2:47.349	47.587	1:16.905	42.857	150.7	38:50.966
14	1	2:48.397	47.880	1:17.711	42.806	149.7	41:39.363
15	1	2:47.880	47.957	1:16.535	43.388	150.2	44:27.243
16	1	2:53.264	47.930	1:19.112	46.222	145.5	47:20.507
17	1	30:13.451	...	1:19.559	42.858	13.9	1:17:33.958
18	1	2:46.117	47.466	1:16.492	42.159	151.8	1:20:20.075
19	1	2:47.375	47.948	1:15.998	43.429	150.6	1:23:07.450
20	1	2:48.178	49.146	1:15.969	43.063	149.9	1:25:55.628
21	1	2:48.858	48.391	1:16.284	44.183	149.3	1:28:44.486
22	1	2:48.728	48.169	1:17.608	42.951	149.4	1:31:33.214
23	1	2:49.351	48.040	1:17.673	43.638	148.9	1:34:22.565
24	1	2:48.085	48.221	1:16.506	43.358	150.0	1:37:10.650
25	1	2:48.351	48.155	1:16.899	43.297	149.8	1:39:59.001
26	1	2:47.847	48.188	1:16.609	43.050	150.2	1:42:46.848
27	1	2:47.388	48.033	1:16.077	43.278	150.6	1:45:34.236
28	1	2:49.465	47.884	1:17.747	43.834	148.8	1:48:23.701
29	1	2:50.758	48.451	1:18.096	44.211	147.7	1:51:14.459
30	1	2:54.436	48.628	1:19.132	46.676	144.5	1:54:08.895
31	1	2:59.174	50.421	1:21.570	47.183	140.7	1:57:08.069

49 Track Torque Racing		Chevron GR8	
1. Martin PARSONS		3	
2. Chrissy PALMER			




BRITCAR
SPA EURO RACE 2014
RACE 1

Analysis

Personal Best Session Best B Crossing the finish line in pit lane


Lap	D	Time	Sector 1	Sector 2	Sector 3	Kph	Elapsed	Lap	D	Time	Sector 1	Sector 2	Sector 3	Kph	Elapsed
<div style="border: 1px solid black; padding: 2px; display: inline-block;">53</div> 1. Mark CUNNINGHAM 2. Peter CUNNINGHAM Seat T 4															
1	1	2:50.308	47.420	1:17.249	45.639	148.1	2:50.308	7	1	2:53.738	51.262	1:18.010	44.466	145.1	22:17.035
2	1	3:55.211	58.356	1:53.961	1:02.894	107.2	6:45.519	8	1	2:52.595	50.428	1:17.541	44.626	146.1	25:09.630
3	1	3:46.077	1:07.843	1:42.789	55.445	111.5	10:31.596	9	1	3:07.513	49.856	1:30.447	47.210	134.5	28:17.143
4	1	2:39.386	44.756	1:13.151	41.479	158.2	13:10.982	10	1	2:56.548	51.064	1:19.941	45.543	142.8	31:13.691
5	1	2:43.049	47.536	1:13.637	41.876	154.6	13:18.312	11	1	2:55.722	51.251	1:19.762	44.709	143.5	34:09.413
6	1	2:43.349	47.103	1:14.131	42.115	154.4	18:45.937	12	1	2:53.630	50.018	1:18.273	45.339	145.2	37:03.043
7	1	2:44.874	48.225	1:14.412	42.237	152.9	21:30.811	13	1	2:54.582	50.170	1:19.637	44.775	144.4	39:57.625
8	1	2:43.146	47.254	1:13.990	41.902	154.5	24:13.957	14	1	2:54.717	50.447	1:19.400	44.870	144.3	42:52.342
9	1	2:42.770	47.080	1:13.329	42.361	154.9	26:56.727	15	1	2:54.535	50.908	1:18.593	45.034	144.5	45:46.877
10	1	2:44.370	47.220	1:15.210	41.940	153.4	29:41.097	16	1	2:57.885	50.695	1:20.190	47.000	141.7	48:44.762
11	1	2:42.849	46.642	1:14.132	42.075	154.8	32:23.946	17	1	2:56.718	51.381	1:19.638	45.699	142.7	51:41.480
12	1	2:44.227	47.027	1:13.859	43.341	153.5	35:08.173	18	1	2:56.715	51.246	1:19.749	45.720	142.7	54:38.195
13	1	2:43.683	46.791	1:14.614	42.278	154.0	37:51.856	19	1	2:56.316	51.545	1:18.371	46.400	143.0	57:34.511
14	1	2:43.871	47.063	1:14.459	42.349	153.9	40:35.727	20	1	2:58.116	51.581	1:20.357	46.178	141.6	1:00:32.627
15	1	2:45.161	48.321	1:14.116	42.724	152.7	43:20.888	21	2	4:55.477	2:48.644	1:21.032	45.801	85.3	1:05:28.104
16	1	2:43.604	47.430	1:13.958	42.216	154.1	46:04.492	22	2	2:52.825	49.814	1:18.561	44.450	145.9	1:08:20.929
17	1	2:44.239	47.024	1:14.798	42.417	153.5	48:48.731	23	2	2:53.454	50.097	1:18.505	44.852	145.4	1:11:14.383
18	1	2:43.736	46.958	1:14.838	41.940	154.0	51:32.467	24	2	2:53.019	49.886	1:18.295	44.838	145.7	1:14:07.402
19	1	2:43.241	47.203	1:14.069	41.969	154.5	54:15.708	25	2	2:53.802	50.645	1:18.598	44.559	145.1	1:17:01.204
20	1	2:44.607	47.821	1:14.605	42.181	153.2	57:00.315	26	2	2:54.051	50.493	1:18.695	44.863	144.9	1:19:55.255
21	1	2:47.660	49.609	1:15.174	42.877	150.4	59:47.975	27	2	2:53.723	49.384	1:19.831	44.508	145.1	1:22:48.978
22	1	2:45.170	47.631	1:15.083	42.456	152.7	1:02:33.145	28	2	2:52.559	49.134	1:18.537	44.888	146.1	1:25:41.537
23	1	2:45.078	47.091	1:15.029	42.958	152.7	1:05:18.223	29	2	2:52.726	49.835	1:17.998	44.893	146.0	1:28:34.263
24	2	7:25.540	5:21.219	1:19.449	44.872	56.6	1:12:43.763	30	2	2:51.863	49.268	1:18.444	44.151	146.7	1:31:26.126
25	2	2:50.762	49.764	1:16.940	44.058	147.7	1:15:34.525	31	2	2:52.619	50.304	1:18.108	44.207	146.1	1:34:18.745
26	2	2:50.304	49.880	1:17.549	42.875	148.1	1:18:24.829	32	2	2:52.971	49.988	1:17.736	45.247	145.8	1:37:11.716
27	2	2:50.440	49.279	1:16.602	44.559	147.9	1:21:15.269	33	2	2:51.515	50.013	1:17.413	44.089	147.0	1:40:03.231
28	2	2:50.253	49.831	1:17.766	42.656	148.1	1:24:05.522	34	2	2:51.126	49.416	1:17.688	44.022	147.3	1:42:54.357
29	2	2:49.262	48.849	1:16.466	43.947	149.0	1:26:54.784	35	2	2:56.302	50.741	1:20.041	45.520	143.0	1:45:50.659
30	2	2:49.700	49.495	1:16.327	43.878	148.6	1:29:44.484	36	2	2:56.367	50.925	1:20.331	45.111	143.0	1:48:47.026
31	2	2:49.124	49.624	1:16.429	43.071	149.1	1:32:33.608	37	2	2:53.747	50.237	1:18.847	44.663	145.1	1:51:40.773
32	2	2:49.065	49.437	1:16.760	42.868	149.1	1:35:22.673	38	2	2:53.102	50.103	1:17.685	45.314	145.7	1:54:33.875
33	2	2:48.105	49.039	1:15.565	43.501	150.0	1:38:10.778	39	2	2:57.387	50.277	1:20.208	46.902	142.1	1:57:31.262
34	2	2:51.577	49.994	1:18.238	43.345	147.0	1:41:02.355	40	2	2:57.892	51.265	1:20.800	45.827	141.7	2:00:29.154
35	2	2:50.979	50.386	1:17.093	43.500	147.5	1:43:53.334								
36	2	2:50.076	48.745	1:17.447	43.884	148.3	1:46:43.410								
37	2	2:49.055	49.336	1:16.623	43.096	149.1	1:49:32.465								
38	2	2:48.964	49.391	1:16.171	43.402	149.2	1:52:21.429								
39	2	2:50.554	49.252	1:17.434	43.868	147.8	1:55:11.983								
40	2	2:49.682	48.779	1:17.199	43.704	148.6	1:58:01.665								
41	2	2:48.812	49.033	1:16.713	43.066	149.4	2:00:50.477								
<div style="border: 1px solid black; padding: 2px; display: inline-block;">54</div> 1. Jonathan CULLUM 2. Rob CULLUM Seat Supercopa 4															
1	1	3:16.072	57.581	1:20.670	57.821	128.6	3:16.072								
2	1	3:47.329	1:00.940	1:38.575	1:07.814	110.9	7:03.401								
3	1	3:42.072	1:07.999	1:38.314	55.759	113.5	10:45.473								
4	1	2:51.873	49.665	1:17.991	44.217	146.7	13:37.346								
5	1	2:53.814	50.366	1:18.206	45.242	145.1	16:31.160								
6	1	2:52.137	50.023	1:18.092	44.022	146.5	19:23.297								
<div style="border: 1px solid black; padding: 2px; display: inline-block;">66</div> 1. Emin SADIG 2. Wil ARIF BMW Z3 4															
1	1	3:22.991	58.655	1:27.546	56.790	124.2	3:22.991								
2	2	47:36.946	...	1:26.215	47.221	8.8	50:59.937								
3	2	3:00.215	51.982	1:22.251	45.982	139.9	54:00.152								
4	2	2:58.213	52.186	1:21.021	45.006	141.5	56:58.365								
5	2	3:00.395	51.396	1:22.619	46.380	139.8	59:58.760								
6	2	2:58.088	50.938	1:22.873	44.277	141.6	1:02:56.848								
7	2	2:56.762	51.752	1:20.426	44.584	142.6	1:05:53.610								
8	2	2:55.723	51.037	1:19.451	45.235	143.5	1:08:49.333								
9	2	2:56.988	50.976	1:21.173	44.839	142.5	1:11:46.321								
10	2	2:57.239	51.487	1:20.953	44.799	142.3	1:14:43.560								
11	2	2:58.958	50.705	1:20.677	47.576	140.9	1:17:42.518								
12	2	2:55.005	50.720	1:19.359	44.926	144.1	1:20:37.523								
13	2	2:59.057	50.642	1:23.104	45.311	140.8	1:23:36.580								
14	2	2:59.664	51.260	1:22.640	45.764	140.3	1:26:36.244								
15	2	4:44.207	2:35.337	1:22.157	46.713	88.7	1:31:20.451								
16	2	3:04.115	51.322	1:23.518	49.275	136.9	1:34:24.566								
17	2	3:00.869	51.043	1:22.585	47.241	139.4	1:37:25.435								
18	2	2:59.551	50.979	1:21.417	47.155	140.4	1:40:24.986								
19	2	3:01.174	52.637	1:21.601	46.936	139.2	1:43:26.160								
20	2	8:53.945	50.283	2:23.308	5:40.354	47.2	1:52:20.105								



BRITCAR SPA EURO RACE 2014 RACE 1 Analysis

Personal Best Session Best B Crossing the finish line in pit lane

Lap	D	Time	Sector 1	Sector 2	Sector 3	Kph	Elapsed	Lap	D	Time	Sector 1	Sector 2	Sector 3	Kph	Elapsed
68 Zest Racecar Engineering Seat T 1. Robert TAYLOR 4 2. Graham COX								79 Westlake Motorsport Seat 2000 1. Cris HAYES 4 2. Andy THOMPSON							
1	1	3:13.915	56.753	1:20.265	56.897	130.0	3:13.915	1	1	3:12.072	55.267	1:21.119	55.686	131.3	3:12.072
2	1	3:45.992	1:00.189	1:39.807	1:05.996	111.6	6:59.907	2	1	3:44.850	1:00.132	1:39.101	1:05.617	112.1	6:56.922
3	1	3:42.523	1:08.763	1:39.070	54.690	113.3	10:42.430	3	1	3:43.420	1:10.246	1:38.439	54.735	112.9	10:40.342
4	1	2:54.007	50.204	1:18.966	44.837	144.9	13:36.437	4	1	2:49.813	48.578	1:17.330	43.905	148.5	13:30.155
5	1	2:53.798	50.568	1:18.261	44.969	145.1	16:30.235	5	1	2:50.958	48.675	1:17.321	44.962	147.5	16:21.113
6	1	2:51.955	49.950	1:18.411	45.021	145.4	19:22.190	6	1	2:50.155	48.452	1:17.556	44.147	148.2	19:11.268
7	1	2:53.382	49.950	1:18.411	45.021	145.4	22:15.572	7	1	2:52.691	48.813	1:18.157	45.721	146.0	22:03.959
8	1	2:53.149	50.431	1:17.802	44.916	145.6	25:08.721	8	1	3:23.085	1:20.651	1:18.125	44.309	124.2	25:27.044
9	1	2:55.592	50.235	1:19.916	45.441	143.6	28:04.313	9	1	2:55.472	48.896	1:21.731	44.845	143.7	28:22.516
10	1	2:56.448	50.500	1:19.292	46.656	142.9	31:00.761	10	1	2:51.935	48.868	1:18.352	44.715	146.6	31:14.451
11	1	2:56.219	50.285	1:20.365	45.569	143.1	33:56.980	11	1	2:52.852	49.511	1:17.953	45.388	145.9	34:07.303
12	1	3:20.804	50.733	1:18.759	1:11.312	125.6	37:17.784	12	1	2:51.873	48.900	1:17.551	45.422	146.7	36:59.176
13	1	4:04.209	1:52.587	1:22.941	48.681	103.2	41:21.993	13	1	2:51.766	49.145	1:17.941	44.680	146.8	39:50.942
14	2	7:27.132	5:08.565	1:26.090	52.477	56.4	48:49.125	14	1	2:49.959	48.506	1:17.315	44.138	148.4	42:40.901
15	2	12:33.211	...	1:23.225	47.241	33.5	1:01:22.336	15	1	2:54.376	49.290	1:19.418	45.668	144.6	45:35.277
16	2	7:51.420	5:45.616	1:18.619	47.185	53.5	1:09:13.756	16	1	2:54.667	49.615	1:20.421	44.631	144.4	48:29.944
17	2	2:57.174	51.732	1:19.306	46.136	142.3	1:12:10.930	17	1	2:53.867	48.967	1:19.112	45.788	145.0	51:23.811
18	2	2:57.756	51.163	1:20.224	46.369	141.8	1:15:08.686	18	1	2:55.067	49.453	1:19.812	45.802	144.0	54:18.878
19	2	2:57.190	50.956	1:20.278	45.956	142.3	1:18:05.876	19	2	5:23.359	3:16.430	1:21.469	45.460	78.0	59:42.237
20	2	2:56.119	51.369	1:19.065	45.685	143.2	1:21:01.995	20	2	2:55.475	50.197	1:20.040	45.238	143.7	1:02:37.712
21	2	2:56.751	51.259	1:19.239	46.253	142.7	1:23:58.746	21	2	2:54.149	49.551	1:19.845	44.753	144.8	1:05:31.861
22	2	2:58.052	51.258	1:20.571	46.223	141.6	1:26:56.798	22	2	2:53.780	49.803	1:18.748	45.229	145.1	1:08:25.641
23	2	2:56.200	50.857	1:19.804	45.539	143.1	1:29:52.998	23	2	2:53.484	48.932	1:20.572	43.980	145.3	1:11:19.125
24	2	2:56.046	51.184	1:18.939	45.923	143.2	1:32:49.044	24	2	2:51.610	49.559	1:18.068	43.983	146.9	1:14:10.735
25	2	2:56.338	51.380	1:19.377	45.581	143.0	1:35:45.382	25	2	2:51.838	49.490	1:17.894	44.454	146.7	1:17:02.573
26	2	2:56.478	51.083	1:19.617	45.778	142.9	1:38:41.860	26	2	2:54.164	49.266	1:20.981	43.917	144.8	1:19:56.737
27	2	2:56.184	50.848	1:20.199	45.137	143.1	1:41:38.044	27	2	2:51.469	49.073	1:17.766	44.630	147.0	1:22:48.206
28	2	2:56.630	51.341	1:19.776	45.513	142.8	1:44:34.674	28	2	2:52.233	49.147	1:18.921	44.165	146.4	1:25:40.439
29	2	2:59.519	51.555	1:20.099	47.865	140.5	1:47:34.193	29	2	2:53.409	49.587	1:18.791	45.031	145.4	1:28:33.848
30	2	2:56.960	51.093	1:19.246	46.621	142.5	1:50:31.153	30	2	2:51.206	49.302	1:18.199	43.705	147.3	1:31:25.054
31	2	2:58.072	51.111	1:20.851	46.110	141.6	1:53:29.225	31	2	2:52.361	48.997	1:19.368	43.996	146.3	1:34:17.415
32	2	3:00.840	51.074	1:22.066	47.700	139.4	1:56:30.065	32	2	2:52.520	49.155	1:18.692	44.673	146.2	1:37:09.935
33	2	3:01.916	51.595	1:22.408	47.913	138.6	1:59:31.981	33	2	2:51.754	49.203	1:18.158	44.393	146.8	1:40:01.689
34	2	3:06.503	52.072	1:22.200	52.231	135.2	2:02:38.484	34	2	2:51.726	49.502	1:17.832	44.392	146.8	1:42:53.415
77 Track Torque Seat T 1. David WEBB 4 2. Andrew GIBBS								391 Racer Industries MARC Focus V8 1. Peter LEEHUIS 2 2. Keith KASSULKE							
1	1	3:17.009	59.412	1:23.548	54.049	128.0	3:17.009	1	1	3:03.777	49.761	1:17.697	56.319	137.2	3:03.777
2	1	3:46.956	1:03.639	1:36.213	1:07.104	111.1	7:03.965	2	1	3:46.252	1:00.654	1:41.624	1:03.974	111.4	6:50.029
3	1	3:43.287	1:08.410	1:38.197	56.680	112.9	10:47.252	3	1	3:44.677	1:09.220	1:40.332	55.125	112.2	10:34.706
4	1	2:52.772	49.829	1:18.118	44.825	145.9	13:40.024	4	1	2:42.865	45.877	1:14.837	42.151	154.8	13:17.571
5	1	2:53.780	50.554	1:18.380	44.846	145.1	16:33.804	5	1	2:43.813	45.813	1:15.225	42.775	153.9	16:01.384
6	1	2:52.713	49.701	1:18.232	44.780	146.0	19:26.517								
7	1	2:52.465	49.727	1:17.978	44.760	146.2	22:18.982								
8	1	2:51.637	49.268	1:18.157	44.212	146.9	25:10.619								
9	1	2:55.167	49.267	1:21.402	44.498	143.9	28:05.786								
10	1	2:55.902	49.720	1:18.970	47.212	143.3	31:01.688								
11	1	2:53.438	49.704	1:19.447	44.287	145.4	33:55.126								
12	1	2:55.652	50.572	1:19.227	45.853	143.5	36:50.778								
13	1	2:54.142	51.408	1:18.282	44.452	144.8	39:44.920								
14	1	2:54.436	50.431	1:19.796	44.209	144.5	42:39.356								
15	2	5:37.544	3:21.782	1:22.412	53.350	74.7	48:16.900								
16	2	51:58.784	...	1:25.413	46.487	8.1	1:40:15.684								
17	2	3:02.905	51.717	1:24.294	46.894	137.9	1:43:18.589								



BRITCAR
SPA EURO RACE 2014
RACE 1
Analysis

Personal Best Session Best B Crossing the finish line in pit lane

Lap	D	Time	Sector 1	Sector 2	Sector 3	Kph	Elapsed	Lap	D	Time	Sector 1	Sector 2	Sector 3	Kph	Elapsed
6	1	2:43.404	45.823	1:15.303	42.278	154.3	18:44.788	17	1	2:35.927	44.150	1:11.763	40.014	161.7	47:04.629
7	1	2:42.406	45.516	1:14.919	41.971	155.3	21:27.194	18	1	2:36.852	44.073	1:12.671	40.108	160.8	49:41.481
8	1	2:42.039	45.582	1:14.585	41.872	155.6	24:09.233	19	1	2:37.219	44.266	1:12.816	40.137	160.4	52:18.700
9	1	2:44.183	46.040	1:15.099	43.044	153.6	26:53.416	20	1	2:36.243	44.485	1:11.980	39.778	161.4	54:54.943
10	1	2:42.666	46.034	1:14.982	41.650	155.0	29:36.082	21	1	2:36.887	44.058	1:12.007	40.822	160.7	57:31.830
11	1	2:42.832	45.789	1:14.780	42.263	154.8	32:18.914	22	1	2:37.451	44.381	1:12.450	40.620	160.1	1:00:09.281
12	1	2:41.657	45.721	1:14.067	41.869	156.0	35:00.571	23	1	2:37.221	43.982	1:12.318	40.921	160.4	1:02:46.502
13	1	2:43.217	45.900	1:15.034	42.283	154.5	37:43.788	24	1	2:39.961	44.657	1:13.702	41.602	157.6	1:05:26.463
14	1	2:42.772	45.955	1:14.909	41.908	154.9	40:26.560	25	1	2:40.098	44.538	1:14.672	40.888	157.5	1:08:06.561
15	2	4:58.651	3:00.487	1:16.753	41.411	84.4	45:25.211	26	1	2:37.452	44.327	1:12.870	40.255	160.1	1:10:44.013
16	2	2:42.295	45.591	1:14.976	41.728	155.4	48:07.506	27	1	2:37.881	44.516	1:13.034	40.331	159.7	1:13:21.894
17	2	2:40.917	45.058	1:14.748	41.111	156.7	50:48.423	28	1	5:11.611	3:13.771	1:17.254	40.586	80.9	1:18:33.505
18	2	2:41.317	45.270	1:14.926	41.121	156.3	53:29.740	29	1	2:39.486	44.258	1:13.276	41.952	158.1	1:21:12.991
19	2	2:40.942	45.194	1:14.650	41.098	156.7	56:10.682	30	1	2:37.158	43.729	1:13.040	40.389	160.4	1:23:50.149
20	2	2:41.344	45.042	1:14.998	41.304	156.3	58:52.026	31	1	2:36.273	43.797	1:12.558	39.918	161.3	1:26:26.422
21	2	2:40.400	44.989	1:14.468	40.943	157.2	1:01:32.426	32	1	2:37.653	44.177	1:12.226	41.250	159.9	1:29:04.075
22	2	2:40.370	45.132	1:14.390	40.848	157.2	1:04:12.796	33	1	2:35.296	44.108	1:11.611	39.577	162.4	1:31:39.371
23	2	2:40.467	44.685	1:14.920	40.862	157.1	1:06:53.263	34	1	2:37.228	43.901	1:12.914	40.413	160.4	1:34:16.599
24	2	2:41.771	45.332	1:14.696	41.743	155.9	1:09:35.034	35	1	2:35.585	43.763	1:12.345	39.477	162.1	1:36:52.184
25	2	2:41.884	45.043	1:13.828	43.013	155.8	1:12:16.918	36	1	2:35.198	43.672	1:11.722	39.804	162.5	1:39:27.382
26	2	2:40.964	44.822	1:14.797	41.345	156.6	1:14:57.882	37	1	2:35.577	44.103	1:11.797	39.677	162.1	1:42:02.959
27	2	2:41.806	45.162	1:15.141	41.503	155.8	1:17:39.688	38	1	2:36.347	44.597	1:11.665	40.085	161.3	1:44:39.306
28	2	2:42.978	46.109	1:15.394	41.475	154.7	1:20:22.666	39	1	2:37.967	45.132	1:12.615	40.220	159.6	1:47:17.273
29	2	2:41.178	45.061	1:14.815	41.302	156.4	1:23:03.844	40	1	2:36.623	44.170	1:12.337	40.116	161.0	1:49:53.896
30	2	2:40.902	45.099	1:14.872	40.931	156.7	1:25:44.746	41	1	2:35.860	43.666	1:12.252	39.942	161.8	1:52:29.756
31	2	2:41.663	45.110	1:15.541	41.012	156.0	1:28:26.409	42	1	2:40.371	45.323	1:14.106	40.942	157.2	1:55:10.127
32	2	2:42.280	45.533	1:15.763	40.984	155.4	1:31:08.689	43	1	2:40.396	45.467	1:13.710	41.219	157.2	1:57:50.523
33	2	2:41.332	45.119	1:14.624	41.589	156.3	1:33:50.021	44	1	2:40.065	45.397	1:13.947	40.721	157.5	2:00:30.588
34	2	2:42.293	45.321	1:15.245	41.727	155.4	1:36:32.314								
35	2	2:40.558	45.085	1:14.615	40.858	157.0	1:39:12.872								
36	2	2:44.838	48.101	1:14.881	41.856	153.0	1:41:57.710								
37	2	2:43.366	45.181	1:15.130	43.055	154.3	1:44:41.076								
38	2	2:43.448	45.679	1:15.825	41.944	154.3	1:47:24.524								
39	2	2:40.240	44.889	1:14.332	41.019	157.4	1:50:04.764								
40	2	2:40.484	44.770	1:14.327	41.387	157.1	1:52:45.248								
41	2	2:40.253	44.957	1:14.161	41.135	157.3	1:55:25.501								
42	2	2:43.056	46.060	1:15.191	41.805	154.6	1:58:08.557								
43	2	2:42.071	45.556	1:15.553	40.962	155.6	2:00:50.628								

Lap	D	Time	Sector 1	Sector 2	Sector 3	Kph	Elapsed
1	1	3:03.024	47.782	1:17.979	57.263	137.8	3:03.024
2	1	3:45.373	1:00.253	1:41.426	1:03.694	111.9	6:48.397
3	1	3:45.386	1:09.149	1:40.381	55.856	111.9	10:33.783
4	1	2:38.230	44.644	1:13.356	40.230	159.4	13:12.013
5	1	2:37.267	43.962	1:12.599	40.706	160.3	15:49.280
6	1	2:36.739	44.042	1:11.718	40.979	160.9	18:26.019
7	1	2:36.886	44.819	1:11.828	40.239	160.7	21:02.905
8	1	2:35.453	43.841	1:11.808	39.804	162.2	23:38.358
9	1	2:35.158	43.833	1:11.546	39.779	162.5	26:13.516
10	1	2:36.733	44.259	1:12.272	40.202	160.9	28:50.249
11	1	2:36.456	43.885	1:12.316	40.255	161.2	31:26.705
12	1	2:36.615	43.785	1:12.757	40.073	161.0	34:03.320
13	1	2:38.253	43.875	1:14.250	40.128	159.3	36:41.573
14	1	2:35.799	44.067	1:11.917	39.815	161.8	39:17.372
15	1	2:35.354	43.932	1:11.596	39.826	162.3	41:52.726
16	1	2:35.976	44.217	1:11.701	40.058	161.7	44:28.702


393 Racer Industries
1. Jake CAMILLERI

MARC Focus V8

Lap	D	Time	Sector 1	Sector 2	Sector 3	Kph	Elapsed
1	1	3:06.894	51.376	1:20.180	55.338	134.9	3:06.894
2	1	3:45.820	1:00.301	1:40.906	1:04.613	111.7	6:52.714
3	1	3:43.705	1:10.252	1:39.214	54.239	112.7	10:36.419
4	1	2:47.253	48.449	1:16.065	42.739	150.8	13:23.672
5	1	2:47.479	47.529	1:16.710	43.240	150.6	16:11.151
6	1	2:46.326	47.575	1:16.543	42.208	151.6	18:57.477
7	1	2:46.054	46.837	1:16.671	42.546	151.8	21:43.531
8	1	2:46.484	47.602	1:16.833	42.049	151.5	24:30.015
9	1	2:44.884	47.093	1:15.663	42.128	152.9	27:14.899
10	1	2:44.599	46.846	1:15.577	42.176	153.2	29:59.498
11	1	2:44.425	47.113	1:15.314	41.998	153.3	32:43.923
12	1	2:44.741	46.906	1:15.327	42.508	153.1	35:28.664
13	1	2:46.650	47.167	1:16.288	43.195	151.3	38:15.314
14	1	2:49.283	48.169	1:18.210	42.904	148.9	41:04.597
15	1	2:48.116	47.545	1:17.656	42.915	150.0	43:52.713
16	1	2:46.175	47.046	1:16.727	42.402	151.7	46:38.888
17	1	2:48.748	47.044	1:18.048	43.656	149.4	49:27.636
18	2	4:30.777	2:32.449	1:16.376	41.952	93.1	53:58.413
19	2	2:42.024	46.716	1:13.878	41.430	155.6	56:40.437
20	2	2:39.462	45.894	1:12.830	40.738	158.1	59:19.899
21	2	2:39.104	45.548	1:12.758	40.798	158.5	1:01:59.003
22	2	2:39.078	45.589	1:12.731	40.758	158.5	1:04:38.081
23	2	2:39.905	45.510	1:13.606	40.789	157.7	1:07:17.986
24	2	2:39.459	45.479	1:13.183	40.797	158.1	1:09:57.445
25	2	2:39.907	45.968	1:13.325	40.614	157.7	1:12:37.352
26	2	2:40.255	45.469	1:13.845	40.941	157.3	1:15:17.607

450 Cor Euser Racing
1. Cor EUSER
2. Osman YUSUF

Lotus Evora
3




BRITCAR
SPA EURO RACE 2014
RACE 1

Analysis

■ Personal Best
 ■ Session Best
 ■ B Crossing the finish line in pit lane

Lap	D	Time	Sector 1	Sector 2	Sector 3	Kph	Elapsed	Lap	D	Time	Sector 1	Sector 2	Sector 3	Kph	Elapsed
27	2	2:39.888	45.525	1:13.733	40.630	157.7	1:17:57.495								
28	2	2:41.740	46.550	1:14.094	41.096	155.9	1:20:39.235								
29	2	2:41.679	46.124	1:13.943	41.612	156.0	1:23:20.914								
30	2	2:43.384	46.672	1:14.959	41.753	154.3	1:26:04.298								
31	2	2:42.438	46.515	1:14.263	41.660	155.2	1:28:46.736								
32	2	2:43.348	46.238	1:15.280	41.830	154.4	1:31:30.084								
33	2	2:43.389	46.446	1:15.409	41.534	154.3	1:34:13.473								
34	2	2:42.593	46.611	1:14.418	41.564	155.1	1:36:56.066								
35	2	2:42.052	46.336	1:13.936	41.780	155.6	1:39:38.118								
36	2	2:43.068	46.480	1:14.894	41.694	154.6	1:42:21.186								
37	2	2:44.485	46.761	1:15.384	42.340	153.3	1:45:05.671								
38	2	2:44.046	46.878	1:14.895	42.273	153.7	1:47:49.717								
39	2	2:45.092	47.083	1:15.556	42.453	152.7	1:50:34.809								
40	2	2:44.723	46.658	1:15.771	42.294	153.1	1:53:19.532								
41	2	2:44.032	46.917	1:14.947	42.168	153.7	1:56:03.564								
42	2	3:14.990	47.002	1:35.707	52.281	129.3	1:59:18.554								



BRITCAR
SPA EURO RACE 2014
RACE 2 (120')


Final Starting Grid

Mike MOSS	57	- 13 -		
Viron ALEXANDRE	Delahaye Racing Team 228	- 12 -	37	Name Stitching Ciass Racing Hans VAN BEEK
Chris BEIGHTON	9	- 11 -	49	Track Torque Racing Martin PARSONS
Emin SADIG	66	- 10 -	33	Jensen Lunn Jensen LUNN
David WEBB	Track Torque 77	- 9 -	8	Mike MILLARD
Robert TAYLOR	Zest Racecar Engineering 68	- 8 -	46	Ian Mitchell Ian MITCHELL
Darren NELSON	BAMD 31	- 7 -	54	Jonathan CULLUM
Ian DONALDSON	Intersport 43	- 6 -	79	Westlake Motorsport Cris HAYES
Adam HAYES	Intersport 42	- 5 -	53	Mark CUNNINGHAM
Cor EUSER	Cor Euser Racing 450	- 4 -	41	Intersport Andrew DONALDSON
Peter LEEMHUIS	Racer Industries 391	- 3 -	24	Driver Guillaume GRUCHET
Peter COOK	Simpson Motorsport 21	- 2 -	26	FF Corse David MASON
Javier MORCILLO	Neil Garner Motorsport 2	- 1 -	393	Racer Industries Jake CAMILLERI

Pole

Stewards:

Timekeeper:



BRITCAR
SPA EURO RACE 2014
RACE 2 (120')

Final Classification

Drivers	Team	Vehicle	Class	Laps	Total Time	Gap	Avg Kph	Best Lap	Avg Kph	
1 31 Darren NELSON/Nigel GREENSALL	BAMD	Ferrari 458 Challenge	2	45	2:02:20.103	-	154.6	36	2:30.911	167.1
2 21 Peter COOK/Franck PELLE	Simpson Motorsport	Audi R8	2	45	2:02:37.297	+1:33.869	154.2	6	2:28.497	169.8
3 26 David MASON/Calum LOCKIE	FF Corse	Ferrari 458 Challenge	2	45	2:03:53.972		152.6	6	2:29.218	169.0
4 391 Peter LEEMHUIS/Keith KASSULKE	Racer Industries	MARC Focus V8	2	44	2:02:42.514	1 Lap	150.7	3	2:38.598	159.0
5 24 Guillaume GRUCHET	Driver	Porsche 997 Cup	2	43	2:02:21.939	2 Laps	147.7	7	2:37.375	160.2
6 450 Cor EUSER/Osman YUSUF	Cor Euser Racing	Lotus Evora	3	42	2:02:42.415	3 Laps	143.8	35	2:41.640	156.0
7 43 Ian DONALDSON/Anna WALEWSKA	Intersport	BMW V8 GT4	3	41	2:02:28.790	4 Laps	140.7	10	2:45.260	152.6
8 79 Cris HAYES/Andy THOMPSON	Westlake Motorsport	Seat 2000	4	41	2:03:55.628	4 Laps	139.0	4	2:50.307	148.1
9 77 David WEBB/Andrew GIBBS	Track Torque	Seat T	4	41	2:04:10.850	4 Laps	138.7	9	2:50.022	148.3
10 66 Emin SADIG/Wil ARIF		BMW Z3	4	39	2:02:23.227	6 Laps	133.9	26	2:51.117	147.4
11 2 Javier MORCILLO/Manuel CINTRANO	Neil Garner Motorsport	Mosler MT900 GT3	1	39	2:03:22.722	6 Laps	132.8	22	2:26.147	172.5
12 57 Mike MOSS/Tom HOWARD		BMW M3 GT4	4	37	1:48:45.548	8 Laps	143.0	15	2:41.369	156.3
13 42 Adam HAYES/Mark RADCLIFFE	Intersport	BMW M3 GT4	3	35	2:06:41.896	10 Laps	116.1	30	2:47.470	150.6
14 68 Robert TAYLOR/Graham COX	Zest Racecar Engineering	Seat T	4	33	2:03:33.016	12 Laps	112.2	13	2:50.902	147.5
15 46 Ian MITCHELL	Ian Mitchell	BMW V8	3	30	2:04:03.572	15 Laps	101.6	6	2:46.119	151.8
16 33 Jensen LUNN/Alistair LINDSAY	Jensen Lunn	Chevron GT 3	2	24	1:29:35.324	21 Laps	112.6	8	2:53.637	145.2
17 53 Mark CUNNINGHAM/Peter CUNNINGHAM		Seat T	4	19	52:16.018	26 Laps	152.8	14	2:43.195	154.5
18 41 Andrew DONALDSON/John STACK	Intersport	Ginetta G50 GT4	3	18	56:48.460	27 Laps	133.2	10	2:46.522	151.4
19 37 Hans VAN BEEK/Joey VAN BEEK	Name Stitching Class Racing	BMW	3	16	46:40.616	29 Laps	144.0	6	2:49.364	148.9
20 54 Jonathan CULLUM/Rob CULLUM		Seat Supercopa	4	8	22:45.916	37 Laps	147.7	6	2:47.289	150.7
21 9 Chris BEIGHTON/Jon FINNEMORE		Marcos GTC	1	5	14:09.160	40 Laps	148.5	2	2:32.943	164.9
22 8 Mike MILLARD		Rapier SR2 LMPX	1	5	38:52.729	40 Laps	54.0	4	2:30.107	168.0

Excluded

393 Jake CAMILLERI	Racer Industries	MARC Focus V8	2	45	2:02:00.763			35	2:34.623	163.1
--------------------	------------------	---------------	---	----	--------------------	--	--	----	-----------------	-------

Not started

49 Martin PARSONS/Chrissy PALMER	Track Torque Racing	Chevron GR8	3							
228 Viron ALEXANDRE/Bordet PIERRE-ETIENNE	Delahaye Racing Team	Porsche 997 GT3	1							

Pole Position

J. MORCILLO		
-------------	--	--

Fastest Lap


Lap 22	Manuel CINTRANO	2:26.147	172.5 Kph
--------	-----------------	-----------------	-----------

5 SECONDS PENALTY FOR CARS N° 44, 46, 66, 68 DUE TO TRACK LIMITS.
 CAR N° 393 EXCLUDED DUE TO STEWARDS DECISION N° 23

Published at:

Track Status: **DRY**

Stewards:	Timekeeper:
------------------	--------------------



BRITCAR
SPA EURO RACE 2014
RACE 2

Final Classification by Class

Nr. Drivers	Team	Car	Laps	Total Time	Gap	Kph	Best Lap		
							Lap	Time	Kph
1									
1 2 J. MORCILLO / M. CINTRANO	Neil Garner Motorsport	Mosler MT900 GT3	39	2:03:22.722		132.8	22	2:26.147	172.5
2 9 C. BEIGHTON / J. FINNEMORE		Marcos GTC	5	14:09.160	34 Laps	148.5	2	2:32.943	164.9
3 8 M. MILLARD		Rapier SR2 LMPX	5	38:52.729	34 Laps	54.0	4	2:30.107	168.0
<i>Not started</i>									
228 V. ALEXANDRE / B. PIERRE-ETIENNE	Delahaye Racing Team	Porsche 997 GT3			38 Laps	0.0			
2									
1 31 D. NELSON / N. GREENSALL	BAMD	Ferrari 458 Challenge	45	2:02:20.103		154.6	36	2:30.911	167.1
2 21 P. COOK / F. PELLE	Simpson Motorsport	Audi R8	45	2:02:37.297	+17.194	154.2	6	2:28.497	169.8
3 26 D. MASON / C. LOCKIE	FF Corse	Ferrari 458 Challenge	45	2:03:53.972	+133.869	152.6	6	2:29.218	169.0
4 391 P. LEEHUIS / K. KASSULKE	Racer Industries	MARC Focus V8	44	2:02:42.514	1 Laps	150.7	3	2:38.598	159.0
5 24 G. GRUCHET	Driver	Porsche 997 Cup	43	2:02:21.939	2 Laps	147.7	7	2:37.375	160.2
6 33 J. LUNN / A. LINDSAY	Jensen Lunn	Chevron GT 3	24	1:29:35.324	21 Laps	112.6	8	2:53.637	145.2
<i>Excluded</i>									
393 J. CAMILLERI	Racer Industries	MARC Focus V8	45	2:02:00.763		155.0	35	2:34.623	163.1
3									
1 450 C. EUSER / O. YUSUF	Cor Euser Racing	Lotus Evora	42	2:02:42.415		143.8	35	2:41.640	156.0
2 43 I. DONALDSON / A. WALEWSKA	Intersport	BMW V8 GT4	41	2:02:28.790	1 Laps	140.7	10	2:45.260	152.6
3 42 A. HAYES / M. RADCLIFFE	Intersport	BMW M3 GT4	35	2:06:41.896	7 Laps	116.1	30	2:47.470	150.6
4 46 I. MITCHELL	Ian Mitchell	BMW V8	30	2:04:03.572	12 Laps	101.6	6	2:46.119	151.8
5 41 A. DONALDSON / J. STACK	Intersport	Ginetta G50 GT4	18	56:48.460	24 Laps	133.2	10	2:46.522	151.4
6 37 H. VAN BEEK / J. VAN BEEK	Name Stitching Class Racing	BMW	16	46:40.616	26 Laps	144.0	6	2:49.364	148.9
<i>Not started</i>									
49 M. PARSONS / C. PALMER	Track Torque Racing	Chevron GR8			42 Laps	0.0			
4									
1 79 C. HAYES / A. THOMPSON	Westlake Motorsport	Seat 2000	41	2:03:55.628		139.0	4	2:50.307	148.1
2 77 D. WEBB / A. GIBBS	Track Torque	Seat T	41	2:04:10.850	+15.222	138.7	9	2:50.022	148.3
3 66 E. SADIG / W. ARIF		BMW Z3	39	2:02:23.227	2 Laps	133.9	26	2:51.117	147.4
4 57 M. MOSS / T. HOWARD		BMW M3 GT4	37	1:48:45.548	4 Laps	143.0	15	2:41.369	156.3
5 68 R. TAYLOR / G. COX	Zest Racecar Engineering	Seat T	33	2:03:33.016	8 Laps	112.2	13	2:50.902	147.5
6 53 M. CUNNINGHAM / P. CUNNINGHAM		Seat T	19	52:16.018	22 Laps	152.8	14	2:43.195	154.5
7 54 J. CULLUM / R. CULLUM		Seat Supercopa	8	22:45.916	33 Laps	147.7	6	2:47.289	150.7

5 SECONDS PENALTY FOR CARS N° 44, 46, 66, 68 DUE TO TRACK LIMITS.
CAR N° 393 EXCLUDED DUE TO STEWARDS DECISION N° 23


Published at:

Track Status:

DRY

Stewards:


Timekeeper:



BRITCAR
SPA EURO RACE 2014
RACE 2

Lap Chart


		LAP																																		
Nr	Pos	Grid	1	2	3	4	5	6	7	8	9	10	11	12	13	14	15	16	17	18	19	20	21	22	23	24	25	26	27	28	29	30	31	32		
2	1	2	21	26	26	26	26	26	26	26	26	26	26	26	26	26	26	26	26	26	21	21	21	21	21	21	21	21	21	21	21	21	21	21	21	21
393	2	393	26	21	21	21	21	21	21	21	21	21	21	21	21	21	21	21	21	21	26	26	26	26	26	26	26	26	26	26	26	26	26	26	26	26
21	3	21	391	9	9	9	391	393	393	393	393	393	393	393	393	393	393	393	393	393	393	393	393	393	393	393	31	31	393	393	393	26	21	31	31	31
26	4	26	24	391	391	391	393	391	391	391	2	2	2	2	2	2	2	31	31	31	31	31	31	31	31	393	393	31	31	31	31	31	31	391	391	
391	5	391	393	24	393	393	24	24	24	2	391	391	391	31	31	31	31	391	24	24	24	24	24	24	24	24	24	24	24	24	24	24	24	24	24	24
24	6	24	41	393	24	24	31	2	2	31	31	31	31	391	391	391	391	24	450	57	57	57	391	391	391	391	391	391	391	24	24	24	24	24	24	
450	7	450	9	31	31	31	2	31	31	24	24	24	24	24	24	24	24	2	57	450	450	450	450	450	450	450	450	450	450	450	450	450	450	450	450	
41	8	41	31	41	2	2	450	450	450	450	450	450	450	450	450	450	450	450	53	53	53	391	43	43	43	57	57	57	57	57	57	57	57	57	57	57
42	9	42	450	2	41	450	53	53	53	53	53	53	53	53	53	53	57	57	391	391	391	43	57	57	57	43	43	43	43	43	43	43	43	43	43	43
53	10	53	53	53	450	53	41	41	57	57	57	57	57	57	57	57	57	53	53	43	43	43	42	42	42	42	42	42	42	42	42	42	42	42	42	43
43	11	43	54	450	53	41	9	57	41	41	41	41	41	43	43	43	43	43	42	42	42	77	79	79	79	79	79	79	79	79	79	79	79	79	79	79
79	12	79	68	54	54	43	57	43	43	43	43	43	43	41	42	42	42	42	77	77	77	79	77	77	77	77	77	77	77	77	77	77	77	77	77	77
31	13	31	2	43	43	57	43	54	54	54	79	37	37	37	37	37	37	77	79	79	79	66	66	66	66	66	66	66	66	66	66	66	66	66	66	66
54	14	54	43	68	57	54	54	46	46	79	37	79	42	42	68	68	68	79	66	66	66	2	2	2	2	2	2	2	2	2	2	2	2	2	2	2
68	15	68	79	79	79	79	46	79	79	37	42	42	79	68	79	77	77	37	41	41	33	33	33	33	33	33	33	33	68	68	68	68	68	68	68	68
46	16	46	42	57	46	46	79	68	37	42	68	68	68	79	77	79	79	66	33	33	2	68	68	68	68	68	46	46	46	46	46	46	46	46	46	
77	17	77	46	46	68	68	37	68	68	77	77	77	77	66	66	66	66	41	2	2	68	46	46	46	46	46	46	46	46	46	46	46	46	46	46	46
8	18	8	57	42	42	42	42	42	42	77	33	66	33	66	41	41	41	33	68	68	46	46	46	46	46	46	46	46	46	46	46	46	46	46	46	46
66	19	66	37	37	37	37	37	77	77	46	66	33	66	33	33	33	33	68	46	46	46	46	46	46	46	46	46	46	46	46	46	46	46	46	46	46
33	20	33	33	77	33	77	77	33	33	33	46	46	46	46	46	46	46	46	46	46	46	46	46	46	46	46	46	46	46	46	46	46	46	46	46	46
9	21	9	66	33	77	33	33	66	66	66	66	66	66	66	66	66	66	66	66	66	66	66	66	66	66	66	66	66	66	66	66	66	66	66	66	66
49	22	49	77	66	66	66	66	66	66	66	66	66	66	66	66	66	66	66	66	66	66	66	66	66	66	66	66	66	66	66	66	66	66	66	66	66
228	23	228	8	8	8	8	8	8	8	8	8	8	8	8	8	8	8	8	8	8	8	8	8	8	8	8	8	8	8	8	8	8	8	8	8	
37	24	37	37	37	37	37	37	37	37	37	37	37	37	37	37	37	37	37	37	37	37	37	37	37	37	37	37	37	37	37	37	37	37	37	37	
57	25	57	57	57	57	57	57	57	57	57	57	57	57	57	57	57	57	57	57	57	57	57	57	57	57	57	57	57	57	57	57	57	57	57	57	57



BRITCAR
SPA EURO RACE 2014
RACE 2

Lap Chart


		LAP													
Nr	Pos	33	34	35	36	37	38	39	40	41	42	43	44	45	
2	1	393	393	393	393	393	393	393	393	393	393	393	393	393	
393	2	21	31	31	31	31	31	31	31	31	31	31	31	31	
21	3	31	21	21	21	21	21	21	21	21	21	21	21	21	
26	4	26	26	26	26	26	26	26	26	26	26	26	26	26	
391	5	391	391	391	391	391	391	391	391	391	391	391	391	391	
24	6	24	24	24	24	24	24	24	24	24	24	24	24	24	
450	7	450	450	450	450	450	450	450	450	450	450	450	450	450	
41	8	57	57	57	57	57	43	43	43	43	43	43	43	43	
42	9	42	42	43	43	43	79	79	79	79	79	79	79	79	
53	10	43	43	79	79	79	77	77	77	77	77	77	77	77	
43	11	79	79	77	77	77	66	66	66	66	66	66	66	66	
79	12	77	77	66	66	66	2	2	2	2	2	2	2	2	
31	13	66	66	2	2	2	2	2	2	2	2	2	2	2	
54	14	2	2	2	2	2	2	2	2	2	2	2	2	2	
68	15	68	68	68	68	68	68	68	68	68	68	68	68	68	
46	16														
77	17														
8	18														
66	19														
33	20														
9	21														
49	22														
228	23														
37	24														
57	25														



BRITCAR
SPA EURO RACE 2014
RACE 2

Best Sector Times


SECTOR 1			SECTOR 2			SECTOR 3			Pos	Team	Cl	Ideal Lap	Best Lap
Pos	Driver	Time	Driver	Time	Driver	Time							
1	2 M.CINTRANO	41.724	2 M.CINTRANO	1:06.834	2 M.CINTRANO	37.539	1	2 Neil Garner Motorsport	1	2'26.097	2:26.147	(1)	
2	21 P.COOK	42.408	21 P.COOK	1:07.950	8 M.MILLARD	37.872	2	21 Simpson Motorsport	2	2'28.258	2:28.497	(2)	
3	9 C.BEIGHTON	42.436	26 D.MASON	1:08.465	21 P.COOK	37.900	3	26 FF Corse	2	2'29.218	2:29.218	(3)	
4	26 D.MASON	42.584	8 M.MILLARD	1:08.997	26 D.MASON	38.169	4	8	1	2'29.546	2:30.107	(4)	
5	31 N.GREENSALL	42.632	31 N.GREENSALL	1:09.480	31 N.GREENSALL	38.667	5	31 BAMD	2	2'30.779	2:30.911	(5)	
6	8 M.MILLARD	42.677	9 C.BEIGHTON	1:10.989	9 C.BEIGHTON	39.235	6	9	1	2'32.660	2:32.943	(6)	
7	393 J.CAMILLERI	43.386	393 J.CAMILLERI	1:11.119	393 J.CAMILLERI	39.341	7	393 Racer Industries	2	2'33.846	2:34.623	(7)	
8	391 P.LEEMHUIS	44.206	24 G.GRUCHET	1:12.765	24 G.GRUCHET	40.181	8	24 Driver	2	2'37.375	2:37.375	(8)	
9	24 G.GRUCHET	44.429	391 P.LEEMHUIS	1:12.897	391 P.LEEMHUIS	40.428	9	391 Racer Industries	2	2'37.531	2:38.598	(9)	
10	450 O.YUSUF	45.754	57 M.MOSS	1:13.371	450 C.EUSER	41.127	10	57	4	2'40.442	2:41.369	(10)	
11	57 M.MOSS	45.793	53 M.CUNNINGHAM	1:13.670	57 T.HOWARD	41.278	11	450 Cor Euser Racing	3	2'40.852	2:41.640	(11)	
12	42 M.RADCLIFFE	46.803	450 C.EUSER	1:13.971	53 M.CUNNINGHAM	41.364	12	53	4	2'42.103	2:43.195	(12)	
13	43 I.DONALDSON	46.843	41 A.DONALDSON	1:15.451	43 I.DONALDSON	42.297	13	43 Intersport	3	2'44.983	2:45.260	(13)	
14	53 M.CUNNINGHAM	47.069	46 I.MITCHELL	1:15.495	46 I.MITCHELL	42.360	14	46 Ian Mitchell	3	2'45.534	2:46.119	(14)	
15	41 A.DONALDSON	47.666	43 I.DONALDSON	1:15.843	42 M.RADCLIFFE	42.566	15	41 Intersport	3	2'45.715	2:46.522	(15)	
16	46 I.MITCHELL	47.679	54 J.CULLUM	1:16.154	41 A.DONALDSON	42.598	16	42 Intersport	3	2'46.304	2:47.470	(17)	
17	54 J.CULLUM	47.809	68 R.TAYLOR	1:16.531	54 J.CULLUM	43.131	17	54	4	2'47.094	2:47.289	(16)	
18	37 H.VAN BEEK	47.917	77 D.WEBB	1:16.775	37 H.VAN BEEK	43.580	18	37 Name Stitching Class Racing	3	2'48.428	2:49.364	(18)	
19	66 E.SADIG	47.925	37 H.VAN BEEK	1:16.931	77 D.WEBB	43.860	19	77 Track Torque	4	2'49.030	2:50.022	(19)	
20	79 C.HAYES	48.193	42 M.RADCLIFFE	1:16.935	79 C.HAYES	43.997	20	79 Westlake Motorsport	4	2'50.017	2:50.307	(20)	
21	33 A.LINDSAY	48.263	79 C.HAYES	1:17.827	66 E.SADIG	44.244	21	68 Zest Racecar Engineering	4	2'50.081	2:50.902	(21)	
22	77 D.WEBB	48.395	66 E.SADIG	1:18.548	68 R.TAYLOR	44.466	22	66	4	2'50.717	2:51.117	(22)	
23	68 G.COX	49.084	33 J.LUNN	1:21.140	33 A.LINDSAY	44.620	23	33 Jensen Lunn	2	2'54.023	2:53.637	(23)	



BRITCAR
SPA EURO RACE 2014
RACE 2

Fastest Lap Sequence

Practice Time	Team	Car	Class	Driver	Time	Kph	Lap
5:09.354	26 FF Corse	Ferrari 458 Challenge	2	David MASON	2:32.907	164.9	2
7:40.381	26 FF Corse	Ferrari 458 Challenge	2	David MASON	2:31.027	167.0	3
10:11.111	26 FF Corse	Ferrari 458 Challenge	2	David MASON	2:30.730	167.3	4
12:41.024	26 FF Corse	Ferrari 458 Challenge	2	David MASON	2:29.913	168.2	5
12:42.050	21 Simpson Motorsport	Audi R8	2	Peter COOK	2:29.648	168.5	5
15:10.242	26 FF Corse	Ferrari 458 Challenge	2	David MASON	2:29.218	169.0	6
15:10.547	21 Simpson Motorsport	Audi R8	2	Peter COOK	2:28.497	169.8	6
1:13:46.317	2 Neil Garner Motorsport	Mosler MT900 GT3	1	Manuel CINTRANO	2:28.061	170.3	3
1:16:13.806	2 Neil Garner Motorsport	Mosler MT900 GT3	1	Manuel CINTRANO	2:27.489	171.0	4
1:18:41.280	2 Neil Garner Motorsport	Mosler MT900 GT3	1	Manuel CINTRANO	2:27.474	171.0	5
1:21:07.427	2 Neil Garner Motorsport	Mosler MT900 GT3	1	Manuel CINTRANO	2:26.147	172.5	6




BRITCAR
SPA EURO RACE 2014
RACE 2

Analysis by lap

Lapped

Nr	Lap Time	Gap	Nr	Lap Time	Gap	Nr	Lap Time	Gap	Nr	Lap Time	Gap	Nr	Lap Time	Gap
Lap 1			24	2:40.307	26.116	43	2:48.058	1'32.486	42	2:51.638	1 Lap	Lap 11		
21	2:36.210		31	2:38.550	31.150	54	2:49.941	1'37.248	77	2:50.092	1 Lap	26	2:31.447	
26	2:36.447	0.237	2	2:37.018	36.766	46	2:46.910	1'41.738	33	2:54.199	1 Lap	21	2:31.543	0.316
391	2:43.484	7.274	41	2:49.154	46.008	79	2:51.283	1'45.207	66	2:52.454	1 Lap	41	2:46.522	1 Lap
24	2:45.026	8.816	450	2:45.409	46.482	68	2:53.383	1'53.058	393	2:37.189	55.301	43	2:45.260	1 Lap
393	2:46.323	10.113	53	2:45.904	46.962	42	2:52.369	1'56.608	391	2:39.806	1'03.499	37	2:52.739	1 Lap
41	2:47.335	11.125	8	5:09.686	1 Lap	37	2:52.229	1'56.632	2	2:36.108	1'03.763	79	2:55.954	1 Lap
9	2:48.031	11.821	54	2:49.262	57.433	77	2:51.120	2'11.597	31	2:37.001	1'08.941	42	2:51.203	1 Lap
31	2:52.624	16.414	43	2:49.019	58.048	33	2:53.901	2'15.624	24	2:50.882	1'17.322	68	2:54.114	1 Lap
450	2:53.349	17.139	57	2:45.913	1'01.128	66	2:53.581	2'16.646	450	2:42.670	1'49.786	393	2:36.779	1'14.023
53	2:53.959	17.749	79	2:50.760	1'04.260	Lap 6			53	2:45.371	1'54.561			
54	2:59.095	22.885	46	2:49.241	1'06.370	26	2:29.218		57	2:42.121	2'04.403			
68	2:59.676	23.466	68	2:54.479	1'06.728	21	2:28.497	0.305	41	2:48.450	2'14.621			
2	3:01.786	25.576	42	2:53.755	1'11.772	393	2:37.439	45.366	43	2:46.057	2'17.855			
43	3:02.032	25.822	37	2:52.983	1'12.068	24	2:37.439	45.366	Lap 9					
79	3:03.252	27.042	33	2:56.144	1'27.338	391	2:40.498	48.322	26	2:30.429				
42	3:03.259	27.049	77	3:02.146	1'29.304	24	2:38.634	53.419	21	2:30.482	0.596			
46	3:03.797	27.587	66	2:57.303	1'29.419	2	2:35.440	56.727	54	2:52.356	1 Lap			
57	3:05.093	28.883	Lap 4			31	2:39.074	59.200	79	2:54.266	1 Lap			
37	3:08.985	32.775	26	2:30.730		450	2:42.926	1'28.438	37	2:53.634	1 Lap			
33	3:10.511	34.301	21	2:30.759	1.291	53	2:43.197	1'30.033	42	2:51.715	1 Lap			
66	3:12.082	35.872	9	2:34.389	19.212	41	2:48.204	1'42.417	68	2:53.470	1 Lap			
77	3:12.344	36.134	391	2:38.606	28.257	57	2:43.048	1'44.275	77	2:52.288	1 Lap			
8	3:18.066	41.856	393	2:35.959	30.034	43	2:46.153	1'49.421	46	3:39.331	1 Lap			
Lap 2			24	2:39.412	34.798	54	2:47.289	1'55.319	33	2:53.637	1 Lap			
26	2:32.907		31	2:40.601	41.021	46	2:46.119	1'58.639	66	2:57.184	1 Lap			
21	2:33.975	0.831	2	2:37.601	43.637	79	2:51.593	2'07.582	393	2:37.529	1'02.401			
9	2:32.943	11.620	450	2:44.458	1'00.210	68	2:52.289	2'16.129	2	2:35.698	1'09.032			
391	2:38.680	12.810	53	2:44.895	1'01.127	37	2:49.364	2'16.778	391	2:39.055	1'12.125			
24	2:41.164	16.836	41	2:47.976	1'03.254	42	2:52.658	2'20.048	31	2:37.716	1'16.228			
393	2:40.050	17.019	43	2:47.023	1'14.341	Lap 7			24	2:42.534	1'29.427			
31	2:40.357	23.627	57	2:45.912	1'16.310	26	2:32.356		450	2:41.780	2'01.137			
41	2:49.900	27.881	54	2:50.517	1'17.220	21	2:32.370	0.319	53	2:44.396	2'08.528			
2	2:38.343	30.775	79	2:50.307	1'23.837	77	2:52.670	1 Lap	57	2:41.928	2'15.902			
53	2:47.480	32.085	46	2:49.101	1'24.741	33	2:55.982	1 Lap	Lap 10					
450	2:48.105	32.100	68	2:53.590	1'29.588	66	2:59.647	1 Lap	26	2:31.463				
54	2:49.457	39.198	42	2:53.110	1'34.152	393	2:37.100	50.110	21	2:31.087	0.220			
43	2:47.378	40.056	37	2:52.978	1'34.316	391	2:39.725	55.691	41	2:47.556	1 Lap			
68	2:52.954	43.276	77	2:51.816	1'50.390	24	2:37.375	58.438	43	2:46.421	1 Lap			
79	2:50.629	44.527	33	2:55.028	1'51.636	2	2:35.282	59.653	79	2:55.851	1 Lap			
57	2:50.503	46.242	66	2:54.289	1'52.978	31	2:37.094	1'03.938	37	2:50.871	1 Lap			
46	2:53.713	48.156	Lap 5			450	2:43.032	1'39.114	42	2:51.427	1 Lap			
42	2:55.139	49.044	26	2:29.913		53	2:43.511	1'41.188	68	2:52.710	1 Lap			
37	2:50.481	50.112	21	2:29.648	1.026	57	2:42.361	1'54.280	77	2:50.022	1 Lap			
77	2:55.195	58.185	391	2:38.698	37.042	41	2:48.108	1'58.169	393	2:37.753	1'08.691			
33	3:01.064	1'02.221	393	2:37.024	37.145	43	2:46.731	2'03.796	2	2:38.997	1'16.566			
66	3:00.415	1'03.143	24	2:39.118	44.003	54	2:47.999	2'10.962	391	2:39.397	1'20.059			
Lap 3			31	2:38.236	49.344	46	2:47.025	2'13.308	31	2:37.095	1'21.860			
26	2:31.027		2	2:36.781	50.505	79	2:52.004	2'27.230	33	2:58.138	1 Lap			
21	2:31.458	1.262	450	2:44.433	1'14.730	Lap 8			66	2:57.991	1 Lap			
9	2:34.960	15.553	53	2:44.840	1'16.054	26	2:31.998		24	2:40.461	1'38.425			
391	2:38.598	20.381	41	2:50.090	1'23.431	21	2:32.222	0.543	450	2:41.736	2'11.410			
393	2:38.813	24.805	9	3:38.837	1'28.136	37	2:50.610	1 Lap	53	2:44.289	2'21.354			
			57	2:44.048	1'30.445	68	2:54.463	1 Lap	57	2:42.191	2'26.630			
									37	2:53.376	1 Lap			
									42	2:51.167	1 Lap			
									68	2:53.516	1 Lap			




BRITCAR
SPA EURO RACE 2014
RACE 2

Analysis by lap

Lapped

Nr	Lap Time	Gap	Nr	Lap Time	Gap	Nr	Lap Time	Gap	Nr	Lap Time	Gap	Nr	Lap Time	Gap
79	2:56.269	1 Lap	391	2:40.151	2'06.015	Lap 20		46	5:32.437	12 Laps	66	3:04.225	3 Laps	
77	2:52.198	1 Lap				21	2:30.778	57	6:22.821	2 Laps	393	2:35.486	1'23.020	
24	2:40.658	2'04.106	Lap 17		26	2:31.961	26	5:11.176	2'01.926	68	29:46.702	10 Laps		
Lap 14			26	2:34.144	41	2:48.759	4 Laps	79	3:06.275	3 Laps	Lap 27			
26	2:31.696	21	2:34.270	0.582	26	2:31.961	3.301	393	3:06.094	2'06.017	21	2:30.839		
21	2:31.714	0.347	24	2:44.612	1 Lap	66	2:59.227	3 Laps	391	3:00.569	1 Lap	2	2:28.061	8 Laps
450	2:46.521	1 Lap	2	3:21.886	1 Lap	24	2:40.588	1 Lap	66	3:10.655	3 Laps	43	5:00.956	1 Lap
53	2:43.493	1 Lap	42	2:51.016	2 Laps	33	2:59.727	5 Laps	31	3:11.644	3'10.495	31	5:25.303	3 Laps
57	2:41.643	1 Lap	37	2:52.467	2 Laps	42	2:49.314	2 Laps	Lap 24					
66	2:55.008	2 Laps	68	2:55.476	2 Laps	57	2:42.906	1 Lap	21	4:53.822				
8	2:30.107	10 Laps	77	2:51.128	2 Laps	450	2:44.762	1 Lap	450	4:42.338	2 Laps			
33	3:37.552	2 Laps	79	2:55.883	2 Laps	77	2:55.099	2 Laps	43	4:42.388	2 Laps			
43	2:52.505	1 Lap	450	2:44.722	1 Lap	53	2:45.248	1 Lap	42	4:40.626	3 Laps			
393	2:36.206	1'29.725	57	2:41.463	1 Lap	79	2:56.010	2 Laps	24	4:10.105	1 Lap			
2	2:39.581	1'44.131	53	2:44.544	1 Lap	393	2:35.489	1'53.223	46	3:39.384	12 Laps			
31	2:37.979	1'46.393	393	2:35.850	1'38.647	46	28:54.586	11 Laps	57	3:36.213	2 Laps			
391	2:39.005	1'52.810	43	2:47.690	1 Lap	391	2:41.700	1 Lap	33	6:40.075	6 Laps			
42	2:50.467	1 Lap	41	2:48.788	3 Laps	31	2:38.982	2'24.264	26	3:29.461	37.565			
37	2:52.200	1 Lap	66	2:57.556	2 Laps	Lap 21			79	3:26.944	3 Laps			
24	2:42.798	2'15.208	31	2:37.547	2'00.327	21	2:31.038	21	3:25.450	1 Lap				
68	2:50.902	1 Lap	33	8:57.270	4 Laps	26	2:31.727	3.990	77	5:00.610	3 Laps			
79	2:56.739	1 Lap	Lap 18			43	2:47.845	2 Laps	66	3:01.761	3 Laps			
77	2:52.640	1 Lap	21	2:29.485	41	2:47.927	4 Laps	31	3:00.862	1'17.535				
Lap 15			26	2:31.847	1.780	24	2:43.442	1 Lap	393	4:21.396	1'33.591			
26	2:32.043	24	2:39.164	1 Lap	33	3:09.723	5 Laps	Lap 25						
21	2:31.985	0.289	42	2:49.941	2 Laps	42	2:52.255	2 Laps	21	4:16.616				
450	2:43.591	1 Lap	77	2:54.661	2 Laps	57	2:45.424	1 Lap	450	4:15.090	2 Laps			
53	2:43.195	1 Lap	79	2:55.003	2 Laps	450	2:48.327	1 Lap	43	4:15.255	2 Laps			
57	2:42.281	1 Lap	450	2:44.056	1 Lap	77	3:04.282	2 Laps	42	4:14.322	3 Laps			
8	2:32.965	10 Laps	57	2:43.487	1 Lap	393	2:50.179	2'12.364	24	4:13.977	1 Lap			
66	2:52.858	2 Laps	37	3:27.509	2 Laps	46	3:09.009	11 Laps	46	3:49.039	12 Laps			
43	2:47.120	1 Lap	53	2:43.548	1 Lap	391	2:57.927	1 Lap	57	3:49.712	2 Laps			
393	2:36.628	1'34.310	391	4:41.502	1 Lap	66	5:11.267	3 Laps	33	3:50.512	6 Laps			
2	2:38.863	1'50.951	393	2:35.819	1'44.399	31	3:08.529	3'01.755	26	3:50.060	11.009			
31	2:37.957	1'52.307	31	2:38.492	2'08.752	Lap 22			79	3:49.494	3 Laps			
391	2:39.208	1'59.975	43	2:47.503	1 Lap	21	3:02.921	21	3:49.326	1 Lap				
42	2:50.287	1 Lap	41	2:48.836	3 Laps	26	3:04.359	5.428	77	3:46.632	3 Laps			
24	2:41.678	2'24.843	66	2:54.859	2 Laps	43	3:23.172	2 Laps	2	25:39.882	8 Laps			
37	2:50.528	1 Lap	Lap 19			41	3:18.961	4 Laps	66	3:14.550	3 Laps			
Lap 16			21	2:31.357	24	3:18.907	1 Lap	31	3:14.618	15.537				
26	2:34.111	26	2:31.695	2.118	33	3:49.601	5 Laps	393	4:02.935	1'19.910				
21	2:34.278	0.456	33	2:55.130	5 Laps	79	5:58.499	3 Laps	Lap 26					
68	2:51.840	2 Laps	24	2:41.443	1 Lap	393	3:05.158	2'14.601	21	2:32.376				
77	2:54.156	2 Laps	42	2:50.459	2 Laps	391	2:51.991	1 Lap	2	2:30.375	8 Laps			
79	2:56.569	2 Laps	77	2:51.752	2 Laps	66	3:15.350	3 Laps	450	2:43.711	2 Laps			
450	2:43.768	1 Lap	57	2:44.218	1 Lap	31	3:14.695	3'13.529	24	2:42.492	1 Lap			
57	2:41.369	1 Lap	450	2:46.588	1 Lap	Lap 23			57	2:47.405	2 Laps			
53	2:44.916	1 Lap	79	2:55.873	2 Laps	21	3:14.678	42	2:52.846	3 Laps				
66	2:55.389	2 Laps	53	2:44.724	1 Lap	450	4:39.243	2 Laps	391	2:46.425	1 Lap			
393	2:36.742	1'36.941	393	2:35.470	1'48.512	43	2:56.553	2 Laps	46	2:58.678	12 Laps			
43	2:48.210	1 Lap	391	2:42.605	1 Lap	42	5:09.850	3 Laps	26	2:58.322	36.955			
41	8:03.820	3 Laps	31	2:38.665	2'16.060	77	4:42.052	3 Laps	79	2:58.589	3 Laps			
31	2:38.728	1'56.924	43	2:47.282	1 Lap	24	3:05.914	1 Lap	77	2:58.483	3 Laps			




BRITCAR
SPA EURO RACE 2014
RACE 2

Analysis by lap

Lapped


Nr	Lap Time	Gap	Nr	Lap Time	Gap	Nr	Lap Time	Gap	Nr	Lap Time	Gap	Nr	Lap Time	Gap	
31	2:31.481	245.105	66	3:34.561	4 Laps	450	2:44.587	1 Lap	391	2:42.819	1 Lap	Lap 43			
450	2:42.434	1 Lap	450	2:42.307	1 Lap	Lap 36			450	2:45.788	2 Laps	393	2:36.780		
68	3:00.553	10 Laps	391	2:40.571	2'22.395	393	2:35.624		31	2:31.697	34.328	43	2:51.036	4 Laps	
391	2:41.531	3'41.611	26	2:33.237	2'29.804	391	2:40.530	1 Lap	21	2:35.396	50.683	24	2:42.663	2 Laps	
57	2:47.572	1 Lap	Lap 33			66	2:55.993	5 Laps	66	2:53.478	5 Laps	31	2:35.091	23.430	
43	2:52.072	2 Laps	393	2:35.267		57	2:43.280	2 Laps	43	2:50.626	3 Laps	2	2:29.172	6 Laps	
46	7:53.016	13 Laps	57	2:42.703	2 Laps	31	2:30.911	45.749	2	2:29.172	6 Laps	391	2:40.069	1 Lap	
33	2:55.123	7 Laps	2	2:28.506	7 Laps	21	2:32.987	52.775	26	2:34.333	2'14.291	21	2:34.294	42.104	
42	2:48.927	2 Laps	43	2:50.942	3 Laps	42	2:48.845	3 Laps	57	4:19.863	2 Laps	68	2:52.607	12 Laps	
Lap 30			42	2:47.470	3 Laps	43	2:50.193	3 Laps	24	2:47.215	1 Lap	79	2:55.276	4 Laps	
393	2:35.271		68	2:56.811	11 Laps	68	2:55.831	11 Laps	46	2:55.899	14 Laps	46	2:54.010	15 Laps	
26	2:53.421	22.750	46	2:54.448	14 Laps	46	2:53.892	14 Laps	Lap 40						
79	2:53.466	3 Laps	21	2:34.694	55.166	79	2:52.600	3 Laps	393	2:38.608		2	2:31.245	6 Laps	
66	2:51.117	4 Laps	31	2:32.854	55.258	24	2:43.371	1 Lap	68	2:55.909	12 Laps	26	2:34.175	2'01.017	
77	2:50.957	3 Laps	79	2:52.164	3 Laps	26	2:33.045	2'18.847	79	2:51.934	4 Laps	66	2:56.780	5 Laps	
2	2:26.626	7 Laps	77	2:53.181	3 Laps	77	2:53.133	3 Laps	391	2:41.757	1 Lap	Lap 44			
21	5:07.388	58.749	24	2:44.130	1 Lap	2	2:27.563	6 Laps	31	2:32.713	28.433	393	2:37.652		
31	2:31.867	1'08.333	66	2:57.825	4 Laps	Lap 37			77	2:53.026	4 Laps	43	2:50.489	4 Laps	
24	2:43.750	1 Lap	450	2:41.823	1 Lap	393	2:35.878		450	2:50.544	2 Laps	24	2:42.788	2 Laps	
450	2:42.475	1 Lap	26	2:32.125	2'26.662	450	2:41.640	2 Laps	21	2:36.869	48.944	31	2:34.752	20.530	
391	2:40.671	2'13.643	391	2:40.725	2'27.853	391	2:43.128	1 Lap	66	2:57.648	5 Laps	450	4:51.165	3 Laps	
57	2:45.046	1 Lap	Lap 34			57	2:42.340	2 Laps	2	2:28.681	6 Laps	21	2:34.693	39.145	
68	3:00.334	10 Laps	393	2:35.482		31	2:32.474	42.345	26	2:33.648	2'09.331	391	2:40.817	1 Lap	
43	2:49.438	2 Laps	2	2:27.741	7 Laps	66	2:55.647	5 Laps	43	2:50.468	3 Laps	68	2:55.081	12 Laps	
Lap 31			57	2:44.099	2 Laps	21	2:34.832	51.729	Lap 41			2	2:30.516	6 Laps	
393	2:37.435		42	2:48.964	3 Laps	42	2:48.760	3 Laps	393	2:39.054		79	2:57.245	4 Laps	
46	2:54.240	14 Laps	43	2:52.081	3 Laps	43	2:48.668	3 Laps	24	2:44.359	2 Laps	46	2:54.790	15 Laps	
42	2:48.699	3 Laps	31	2:33.623	53.399	46	2:52.467	14 Laps	68	2:54.432	12 Laps	77	3:01.153	4 Laps	
33	3:01.914	8 Laps	21	2:36.405	56.089	68	2:53.907	11 Laps	31	2:35.944	25.323	26	2:34.216	1'57.581	
2	2:27.656	7 Laps	68	2:55.461	11 Laps	24	2:43.987	1 Lap	391	2:41.517	1 Lap	Lap 45			
79	2:53.023	3 Laps	46	2:54.329	14 Laps	26	2:32.900	2'15.869	79	2:54.045	4 Laps	393	2:39.031		
77	2:52.484	3 Laps	79	2:51.163	3 Laps	2	2:28.611	6 Laps	450	2:48.688	2 Laps	66	2:57.402	6 Laps	
66	2:55.927	4 Laps	77	2:53.904	3 Laps	79	2:53.077	3 Laps	21	2:35.997	45.887	31	2:37.841	19.340	
21	2:35.072	56.386	24	2:44.131	1 Lap	Lap 38			77	2:54.496	4 Laps	24	2:41.661	2 Laps	
31	2:31.153	1'02.051	26	2:32.471	2'23.651	393	2:35.241		46	3:28.146	15 Laps	43	2:52.250	4 Laps	
24	2:43.125	1 Lap	450	2:41.806	1 Lap	77	2:51.859	4 Laps	2	2:29.321	6 Laps	21	2:36.420	36.534	
450	2:42.407	1 Lap	391	2:41.058	2'33.429	450	2:43.852	2 Laps	66	2:55.246	5 Laps	450	2:45.795	3 Laps	
391	2:41.039	2'17.247	Lap 35			391	2:40.446	1 Lap	26	2:34.581	2'04.858	391	2:39.592	1 Lap	
26	4:46.675	2'31.990	393	2:34.623		31	2:31.905	39.009	43	2:49.536	3 Laps	2	2:30.540	6 Laps	
Lap 32			2	2:27.218	7 Laps	57	2:43.589	2 Laps	Lap 42			68	2:55.939	12 Laps	
393	2:35.423		66	3:00.940	5 Laps	21	2:35.177	51.665	393	2:35.711		26	2:34.659	1'53.209	
57	2:45.138	2 Laps	57	2:44.210	2 Laps	66	2:54.153	5 Laps	24	2:42.531	2 Laps	79	3:00.968	4 Laps	
43	2:53.241	3 Laps	31	2:31.686	50.462	43	2:50.676	3 Laps	31	2:35.507	25.119	46	2:54.262	15 Laps	
68	2:59.771	11 Laps	21	2:33.946	55.412	26	2:35.708	2'16.336	391	2:42.227	1 Lap	77	2:56.920	4 Laps	
42	2:48.156	3 Laps	42	2:51.547	3 Laps	2	2:33.844	6 Laps	68	2:55.791	12 Laps	Lap 41			
2	2:28.787	7 Laps	43	2:50.047	3 Laps	46	2:55.904	14 Laps	21	2:34.414	44.590	79	2:57.353	4 Laps	
46	2:54.354	14 Laps	68	2:55.210	11 Laps	68	2:56.478	11 Laps	79	2:57.353	4 Laps	450	2:48.755	2 Laps	
21	2:34.776	55.739	46	2:54.164	14 Laps	24	2:43.214	1 Lap	46	2:55.175	15 Laps	2	2:57.576	4 Laps	
31	2:31.043	57.671	79	2:51.258	3 Laps	Lap 39			77	2:57.576	4 Laps	79	2:29.055	6 Laps	
79	2:54.025	3 Laps	24	2:43.108	1 Lap	393	2:36.378		2	2:29.055	6 Laps	26	2:34.475	2'03.622	
77	2:53.429	3 Laps	77	2:53.391	3 Laps	79	2:53.129	4 Laps	26	2:34.475	2'03.622	66	2:55.369	5 Laps	
33	3:47.397	8 Laps	26	2:32.398	2'21.426	77	2:52.577	4 Laps							
24	2:43.500	1 Lap	2	2:30.213	6 Laps										



BRITCAR
SPA EURO RACE 2014
RACE 2

Analysis

							Personal Best		Session Best		B Crossing the finish line in pit lane				
Lap	D	Time	Sector 1	Sector 2	Sector 3	Kph	Elapsed	Lap	D	Time	Sector 1	Sector 2	Sector 3	Kph	Elapsed
2 Neil Garner Motorsport							Mosler MT900 GT3								
1. Javier MORCILLO							1								
2. Manuel CINTRANO															
1	1	3:01.786	44.630	1:32.801	44.355	138.7	3:01.786	5	1	3:38.837	42.436	1:58.160	58.241	115.2	14:09.160
2	1	2:38.343	45.052	1:12.760	40.531	159.2	5:40.129	2	1	2:33.975	43.342	1:11.517	39.116	163.8	5:10.185
3	1	2:37.018	44.096	1:12.048	40.874	160.6	8:17.147	3	1	2:31.458	43.069	1:09.301	39.088	166.5	7:41.643
4	1	2:37.601	43.788	1:13.069	40.744	160.0	10:54.748	4	1	2:30.759	43.260	1:08.907	38.592	167.2	10:12.402
5	1	2:36.781	43.577	1:12.534	40.670	160.8	13:31.529	5	1	2:29.648	42.807	1:08.545	38.296	168.5	12:42.050
6	1	2:35.440	42.836	1:12.120	40.484	162.2	16:06.969	6	1	2:28.497	42.647	1:07.950	37.900	169.8	15:10.547
7	1	2:35.282	43.204	1:11.989	40.089	162.4	18:42.251	7	1	2:32.370	42.993	1:09.907	39.470	165.5	17:42.917
8	1	2:36.108	43.660	1:11.847	40.601	161.5	21:18.359	8	1	2:32.222	42.580	1:09.962	39.680	165.6	20:15.139
9	1	2:35.698	43.397	1:12.120	40.181	161.9	23:54.057	9	1	2:30.482	42.430	1:09.381	38.671	167.6	22:45.621
10	1	2:38.997	44.583	1:13.439	40.975	158.6	26:33.054	10	1	2:31.087	42.408	1:09.177	39.502	166.9	25:16.708
11	1	2:36.456	42.953	1:13.218	40.285	161.2	29:09.510	11	1	2:31.543	43.136	1:09.671	38.736	166.4	27:48.251
12	1	2:38.431	43.590	1:13.817	41.024	159.1	31:47.941	12	1	2:32.097	43.036	1:09.914	39.147	165.8	30:20.348
13	1	2:39.728	43.543	1:14.576	41.609	157.9	34:27.669	13	1	2:31.404	43.245	1:09.197	38.962	166.5	32:51.752
14	1	2:39.581	43.671	1:13.998	41.912	158.0	37:07.250	14	1	2:31.714	43.022	1:09.741	38.951	166.2	35:23.466
15	1	2:38.863	43.838	1:14.033	40.992	158.7	39:46.113	15	1	2:31.985	42.888	1:10.299	38.798	165.9	37:55.451
16	1	3:21.886	43.269	1:20.554	1:18.063	124.9	43:07.999	16	1	2:34.278	42.645	1:11.574	40.059	163.4	40:29.729
17	2	25:39.882	...	1:38.205	52.352	16.4	1:08:47.881	17	1	2:34.270	42.745	1:11.194	40.331	163.4	43:03.999
18	2	2:30.375	44.230	1:07.892	38.253	167.7	1:11:18.256	18	1	2:29.485	42.439	1:08.717	38.329	168.7	45:33.484
19	2	2:28.061	42.195	1:08.128	37.738	170.3	1:13:46.317	19	1	2:31.357	42.730	1:10.002	38.625	166.6	48:04.841
20	2	2:27.489	41.956	1:07.214	38.319	171.0	1:16:13.806	20	1	2:30.778	42.667	1:09.353	38.758	167.2	50:35.619
21	2	2:27.474	41.765	1:07.786	37.923	171.0	1:18:41.280	21	1	2:31.038	42.846	1:09.612	38.580	166.9	53:06.657
22	2	2:26.147	41.724	1:06.834	37.589	172.5	1:21:07.427	22	1	3:02.921	44.898	1:25.282	52.741	137.8	56:09.578
23	2	2:26.626	41.880	1:06.980	37.766	172.0	1:23:34.053	23	1	3:14.678	1:01.115	1:25.471	48.092	129.5	59:24.256
24	2	2:27.656	42.071	1:07.451	38.134	170.8	1:26:01.709	24	1	4:53.822	1:04.150	2:17.035	1:32.637	85.8	1:04:18.078
25	2	2:28.787	42.619	1:07.662	38.506	169.5	1:28:30.496	25	1	4:16.616	1:42.747	1:40.063	53.806	98.3	1:08:34.694
26	2	2:28.506	42.479	1:08.488	37.539	169.8	1:30:59.002	26	1	2:32.376	43.487	1:09.981	38.908	165.5	1:11:07.070
27	2	2:27.741	41.988	1:08.003	37.750	170.7	1:33:26.743	27	1	2:30.839	42.966	1:09.460	38.413	167.2	1:13:37.909
28	2	2:27.218	41.885	1:07.557	37.776	171.3	1:35:53.961	28	1	2:32.066	43.187	1:09.655	39.224	165.8	1:16:09.975
29	2	2:30.213	42.044	1:09.943	38.226	167.9	1:38:24.174	29	1	2:33.962	43.303	1:10.593	40.066	163.8	1:18:43.937
30	2	2:27.563	41.763	1:08.100	37.700	170.9	1:40:51.737	30	2	5:07.388	3:12.034	1:14.740	40.614	82.0	1:23:51.325
31	2	2:28.611	42.285	1:08.507	37.819	169.7	1:43:20.348	31	2	2:35.072	44.258	1:10.796	40.018	162.6	1:26:26.397
32	2	2:33.844	42.131	1:10.599	41.114	163.9	1:45:54.192	32	2	2:34.776	43.502	1:10.847	40.427	162.9	1:29:01.173
33	2	2:29.172	42.165	1:08.607	38.400	169.0	1:48:23.364	33	2	2:34.694	43.539	1:10.828	40.327	163.0	1:31:35.867
34	2	2:28.681	42.016	1:08.817	37.848	169.6	1:50:52.045	34	2	2:36.405	44.809	1:11.921	39.675	161.2	1:34:12.272
35	2	2:29.321	41.876	1:08.812	38.633	168.9	1:53:21.366	35	2	2:33.946	42.961	1:11.394	39.591	163.8	1:36:46.218
36	2	2:29.055	41.928	1:08.902	38.225	169.2	1:55:50.421	36	2	2:32.987	43.289	1:10.039	39.659	164.8	1:39:19.205
37	2	2:31.245	42.050	1:10.168	39.027	166.7	1:58:21.666	37	2	2:34.832	43.236	1:11.518	40.078	162.8	1:41:54.037
38	2	2:30.516	42.184	1:09.677	38.655	167.5	2:00:52.182	38	2	2:35.177	43.063	1:12.057	40.057	162.5	1:44:29.214
39	2	2:30.540	42.474	1:08.995	39.071	167.5	2:03:22.722	39	2	2:35.396	43.017	1:11.978	40.401	162.3	1:47:04.610
8 1. Mike MILLARD							Rapier SR2 LMPX								
1							1								
1	1	3:18.066	1:13.266	1:19.329	45.471	127.3	3:18.066	40	2	2:36.869	43.495	1:12.969	40.405	160.7	1:49:41.479
2	1	5:09.686	50.803	1:16.011	3:02.872	81.4	8:27.752	41	2	2:35.997	43.930	1:11.798	40.269	161.6	1:52:17.476
3	1	25:21.905	...	1:13.371	39.689	16.6	33:49.657	42	2	2:34.414	43.714	1:10.802	39.898	163.3	1:54:51.890
4	1	2:30.107	42.677	1:09.558	37.872	168.0	36:19.764	43	2	2:34.294	43.398	1:11.604	39.292	163.4	1:57:26.184
5	1	2:32.965	43.627	1:08.997	40.341	164.8	38:52.729	44	2	2:34.693	43.241	1:11.725	39.727	163.0	2:00:00.877
								45	2	2:36.420	43.336	1:12.725	40.359	161.2	2:02:37.297
9 1. Chris BEIGHTON							Marcos GTC								
2. Jon FINNEMORE							1								
1	1	2:48.031	52.718	1:16.078	39.235	150.1	2:48.031								
2	1	2:32.943	42.573	1:10.989	39.381	164.9	5:20.974								
3	1	2:34.960	42.569	1:11.893	40.498	162.7	7:55.934								
4	1	2:34.389	42.927	1:11.893	39.569	163.3	10:30.323								
21 Simpson Motorsport							Audi R8								
1. Peter COOK							2								
2. Franck PELLE															
1	1	2:36.210	45.782	1:10.978	39.450	161.4	2:36.210								
2	1	2:33.975	43.342	1:11.517	39.116	163.8	5:10.185								
3	1	2:31.458	43.069	1:09.301	39.088	166.5	7:41.643								
4	1	2:30.759	43.260	1:08.907	38.592	167.2	10:12.402								
5	1	2:29.648	42.807	1:08.545	38.296	168.5	12:42.050								
6	1	2:28.497	42.647	1:07.950	37.900	169.8	15:10.547								
7	1	2:32.370	42.993	1:09.907	39.470	165.5	17:42.917								
8	1	2:32.222	42.580	1:09.962	39.680	165.6	20:15.139								
9	1	2:30.482	42.430	1:09.381	38.671	167.6	22:45.621								
10	1	2:31.087	42.408	1:09.177	39.502	166.9	25:16.708								
11	1	2:31.543	43.136	1:09.671	38.736	166.4	27:48.251								
12	1	2:32.097	43.036	1:09.914	39.147	165.8	30:20.348								
13	1	2:31.404	43.245	1:09.197	38.962	166.5	32:51.752								
14	1	2:31.714	43.022	1:09.741	38.951	166.2	35:23.466								
15	1	2:31.985	42.888	1:10.299	38.798	165.9	37:55.451								
16	1	2:34.278	42.645	1:11.574	40.059	163.4	40:29.729								
17	1	2:34.270	42.745	1:11.194	40.331	163.4	43:03.999								
18	1	2:29.485	42.439	1:08.717	38.329	168.7	45:33.484								
19	1	2:31.357	42.730	1:10.002	38.625	166.6	48:04.841								
20	1	2:30.778	42.667	1:09.353	38.758	167.2	50:35.619								
21	1	2:31.038	42.846	1:09.612	38.580	166.9	53:06.657								
22	1	3:02.921	44.898	1:25.282	52.741	137.8	56:09.578								
23	1	3:14.678	1:01.115	1:25.471	48.092	129.5	59:24.256								
24	1	4:53.822	1:04.150	2:17.035	1:32.637	85.8	1:04:18.078								
25	1	4:16.616	1:42.747	1:40.063	53.806	98.3	1:08:34.694								
26	1	2:32.376	43.487	1:09.981	38.908	165.5	1:11:07.070								
27	1	2:30.839	42.966	1:09.460	38.413	167.2	1:13:37.909								
28	1	2:32.066	43.187	1:09.655	39.224	165.8	1:16:09.975								
29	1	2:33.962	43.303	1:10.593	40.066	163.8	1:18:43.937								
30	2	5:07.388	3:12.034	1:14.7											



BRITCAR
SPA EURO RACE 2014
RACE 2

Analysis

■ Personal Best ■ Session Best B Crossing the finish line in pit lane


Lap	D	Time	Sector 1	Sector 2	Sector 3	Kph	Elapsed	Lap	D	Time	Sector 1	Sector 2	Sector 3	Kph	Elapsed
6	1	2:38.634	45.106	1:12.901	40.627	158.9	16:03.661	17	1	2:34.144	42.933	1:11.206	40.005	163.6	43:03.417
7	1	2:37.375	44.429	1:12.765	40.181	160.2	18:41.036	18	1	2:31.847	42.902	1:10.267	38.678	166.0	45:35.264
8	1	2:50.882	46.131	1:23.576	41.175	147.6	21:31.918	19	1	2:31.695	42.859	1:10.141	38.695	166.2	48:06.959
9	1	2:42.534	45.393	1:15.612	41.529	155.1	24:14.452	20	1	2:31.961	42.862	1:10.474	38.625	165.9	50:38.920
10	1	2:40.461	45.261	1:14.182	41.018	157.1	26:54.913	21	1	2:31.727	42.674	1:10.300	38.753	166.2	53:10.647
11	1	2:40.434	44.794	1:14.470	41.170	157.2	29:35.347	22	1	3:04.359 B	44.223	1:22.591	57.545	136.8	56:15.006
12	1	2:39.524	44.669	1:14.054	40.801	158.1	32:14.871	23	2	5:11.176	3:03.541	1:22.163	45.472	81.0	1:01:26.182
13	1	2:40.658	44.828	1:14.467	41.363	156.9	34:55.529	24	2	3:29.461	55.149	1:36.224	58.088	120.4	1:04:55.643
14	1	2:42.798	45.294	1:15.574	41.930	154.9	37:38.327	25	2	3:50.060	1:16.779	1:36.810	56.471	109.6	1:08:45.703
15	1	2:41.678	44.942	1:13.830	42.906	156.0	40:20.005	26	2	2:58.322	50.742	1:22.166	45.414	141.4	1:11:44.025
16	1	2:44.612	45.113	1:14.671	44.828	153.2	43:04.617	27	2	2:52.143	46.914	1:20.663	44.566	146.5	1:14:36.168
17	1	2:39.164	44.887	1:13.648	40.629	158.4	45:43.781	28	2	2:51.809	47.334	1:19.688	44.787	146.8	1:17:27.977
18	1	2:41.443	45.777	1:14.160	41.506	156.2	48:25.224	29	2	2:53.928	48.473	1:19.584	45.871	145.0	1:20:21.905
19	1	2:40.588	44.979	1:14.691	40.918	157.0	51:05.812	30	2	2:53.421	47.683	1:20.717	45.021	145.4	1:23:15.326
20	1	2:43.442	45.765	1:14.413	43.264	154.3	53:49.254	31	1	4:46.675	2:53.119	1:13.648	39.908	88.0	1:28:02.001
21	1	3:18.907	52.280	1:38.608	48.019	126.8	57:08.161	32	1	2:33.237	43.888	1:10.332	39.017	164.5	1:30:35.238
22	1	3:05.914	54.323	1:23.964	47.627	135.6	1:00:14.075	33	1	2:32.125	43.367	1:09.926	38.832	165.7	1:33:07.363
23	1	4:10.105	56.760	1:39.085	1:34.260	100.8	1:04:24.180	34	1	2:32.471	43.051	1:10.100	39.320	165.4	1:35:39.834
24	1	4:13.977	1:44.374	1:35.831	53.772	99.3	1:08:38.157	35	1	2:32.398	43.129	1:10.062	39.207	165.4	1:38:12.232
25	1	2:42.492	45.390	1:15.232	41.870	155.2	1:11:20.649	36	1	2:33.045	43.384	1:10.391	39.270	164.7	1:40:45.277
26	1	2:41.658	45.073	1:14.680	41.905	156.0	1:14:02.307	37	1	2:32.900	43.166	1:10.754	38.980	164.9	1:43:18.177
27	1	4:42.180	2:42.474	1:16.638	43.068	89.4	1:18:44.487	38	1	2:35.708	43.409	1:11.290	41.009	161.9	1:45:53.885
28	1	2:43.919	45.570	1:15.977	42.372	153.8	1:21:28.406	39	1	2:34.333	43.683	1:10.675	39.975	163.4	1:48:28.218
29	1	2:43.750	45.179	1:16.532	42.039	154.0	1:24:12.156	40	1	2:33.648	43.319	1:10.939	39.390	164.1	1:51:01.866
30	1	2:43.125	45.087	1:16.116	41.922	154.6	1:26:55.281	41	1	2:34.581	43.447	1:11.311	39.823	163.1	1:53:36.447
31	1	2:43.500	45.666	1:15.884	41.950	154.2	1:29:38.781	42	1	2:34.475	43.265	1:11.634	39.576	163.2	1:56:10.922
32	1	2:44.130	45.883	1:16.349	41.898	153.6	1:32:22.911	43	1	2:34.175	42.951	1:11.553	39.671	163.5	1:58:45.097
33	1	2:44.131	45.116	1:17.183	41.832	153.6	1:35:07.042	44	1	2:34.216	43.318	1:11.296	39.602	163.5	2:01:19.313
34	1	2:43.108	45.177	1:16.035	41.896	154.6	1:37:50.150	45	1	2:34.659	43.419	1:11.487	39.753	163.0	2:03:53.972
35	1	2:43.371	44.856	1:16.936	41.579	154.3	1:40:33.521								
36	1	2:43.987	45.402	1:16.475	42.110	153.8	1:43:17.508								
37	1	2:43.214	45.393	1:15.815	42.006	154.5	1:46:00.722								
38	1	2:47.215	46.011	1:18.674	42.530	150.8	1:48:47.937								
39	1	2:44.359	45.303	1:16.960	42.096	153.4	1:51:32.296								
40	1	2:42.531	45.148	1:15.720	41.663	155.1	1:54:14.827								
41	1	2:42.663	45.000	1:16.147	41.516	155.0	1:56:57.490								
42	1	2:42.788	45.277	1:15.509	42.002	154.9	1:59:40.278								
43	1	2:41.661	44.944	1:16.006	40.711	156.0	2:02:21.939								

Lap	D	Time	Sector 1	Sector 2	Sector 3	Kph	Elapsed
1	1	2:52.624	52.287	1:17.688	42.649	146.1	2:52.624
2	1	2:40.357	45.080	1:14.213	41.064	157.2	5:32.981
3	1	2:38.550	44.556	1:13.558	40.436	159.0	8:11.531
4	1	2:40.601	44.821	1:14.755	41.025	157.0	10:52.132
5	1	2:38.236	44.624	1:13.114	40.498	159.3	13:30.368
6	1	2:39.074	44.134	1:14.102	40.838	158.5	16:09.442
7	1	2:37.094	43.871	1:13.012	40.211	160.5	18:46.536
8	1	2:37.001	43.960	1:12.778	40.263	160.6	21:23.537
9	1	2:37.716	44.449	1:13.055	40.212	159.9	24:01.253
10	1	2:37.095	44.438	1:12.733	39.924	160.5	26:38.348
11	1	2:37.441	43.741	1:13.188	40.512	160.1	29:15.789
12	1	2:37.479	44.556	1:12.644	40.279	160.1	31:53.268
13	1	2:38.265	44.173	1:13.704	40.388	159.3	34:31.533
14	1	2:37.979	44.073	1:13.375	40.531	159.6	37:09.512
15	1	2:37.957	44.325	1:13.625	40.007	159.6	39:47.469
16	1	2:38.728	43.833	1:14.449	40.446	158.9	42:26.197
17	1	2:37.547	44.236	1:12.612	40.699	160.0	45:03.744
18	1	2:38.492	44.492	1:13.153	40.847	159.1	47:42.236
19	1	2:38.665	44.460	1:13.366	40.839	158.9	50:20.901
20	1	2:38.982	45.006	1:12.846	41.130	158.6	52:59.883
21	1	3:08.529	46.917	1:29.133	52.479	133.7	56:08.412
22	1	3:14.695	1:00.527	1:26.570	47.598	129.5	59:23.107
23	1	3:11.644	1:03.670	1:25.527	42.447	131.6	1:02:34.751
24	1	3:00.862	52.366	1:21.809	46.687	139.4	1:05:35.613
25	1	3:14.618	50.797	1:30.342	53.479	129.6	1:08:50.231

Lap	D	Time	Sector 1	Sector 2	Sector 3	Kph	Elapsed
1	1	2:36.447	46.066	1:11.124	39.257	161.2	2:36.447
2	1	2:32.907	43.576	1:10.467	38.864	164.9	5:09.354
3	1	2:31.027	43.100	1:09.288	38.639	167.0	7:40.381
4	1	2:30.730	42.846	1:09.335	38.549	167.3	10:11.111
5	1	2:29.913	42.847	1:08.869	38.197	168.2	12:41.024
6	1	2:29.218	42.584	1:08.465	38.169	169.0	15:10.242
7	1	2:32.356	42.784	1:09.892	39.680	165.5	17:42.598
8	1	2:31.998	42.837	1:09.449	39.712	165.9	20:14.596
9	1	2:30.429	42.733	1:09.172	38.524	167.6	22:45.025
10	1	2:31.463	42.611	1:09.323	39.529	166.5	25:16.488
11	1	2:31.447	42.847	1:09.952	38.648	166.5	27:47.935
12	1	2:31.852	43.078	1:09.806	38.968	166.0	30:19.787
13	1	2:31.636	43.113	1:09.500	39.023	166.3	32:51.423
14	1	2:31.696	42.719	1:10.167	38.810	166.2	35:23.119
15	1	2:32.043	43.179	1:10.054	38.810	165.8	37:55.162
16	1	2:34.111	42.908	1:11.360	39.843	163.6	40:29.273

31 **BAMD** Ferrari 458 Challenge 2
 1. Darren NELSON
 2. Nigel GREENSALL

26 **FF Corse** Ferrari 458 Challenge 2
 1. David MASON
 2. Calum LOCKIE



BRITCAR
SPA EURO RACE 2014
RACE 2

Analysis

Personal Best Session Best B Crossing the finish line in pit lane


Lap	D	Time	Sector 1	Sector 2	Sector 3	Kph	Elapsed	Lap	D	Time	Sector 1	Sector 2	Sector 3	Kph	Elapsed
26	2	5:00.956	3:05.328	1:15.634	39.994	83.8	1:13:51.187	8	1	2:53.634	48.962	1:18.280	46.392	145.2	23:11.264
27	2	2:33.502	43.778	1:10.724	39.000	164.3	1:16:24.689	9	1	2:50.871	48.564	1:18.197	44.110	147.6	26:02.135
28	2	2:32.872	44.082	1:09.763	39.027	164.9	1:18:57.561	10	1	2:52.739	48.443	1:18.736	45.560	146.0	28:54.874
29	2	2:31.481	43.032	1:09.691	38.758	166.5	1:21:29.042	11	1	2:49.662	49.006	1:17.012	43.644	148.6	31:44.536
30	2	2:31.867	43.208	1:09.631	39.028	166.0	1:24:00.909	12	1	2:53.376	48.762	1:19.321	45.293	145.4	34:37.912
31	2	2:31.153	42.707	1:09.537	38.909	166.8	1:26:32.062	13	1	2:52.200	48.649	1:19.347	44.204	146.4	37:30.112
32	2	2:31.043	42.632	1:09.738	38.673	166.9	1:29:03.105	14	1	2:50.528	47.917	1:18.058	44.553	147.9	40:20.640
33	2	2:32.854	42.710	1:10.318	39.826	165.0	1:31:35.959	15	1	2:52.467	48.446	1:18.176	45.845	146.2	43:13.107
34	2	2:33.623	43.486	1:10.973	39.164	164.1	1:34:09.582	16	1	3:27.509	49.488	1:40.511	57.510	121.5	46:40.616
35	2	2:31.686	42.738	1:10.231	38.717	166.2	1:36:41.268								
36	2	2:30.911	42.764	1:09.480	38.667	167.1	1:39:12.179								
37	2	2:32.474	42.656	1:10.160	39.658	165.4	1:41:44.653								
38	2	2:31.905	42.918	1:10.122	38.865	166.0	1:44:16.558								
39	2	2:31.697	42.761	1:10.080	38.856	166.2	1:46:48.255								
40	2	2:32.713	42.860	1:10.642	39.211	165.1	1:49:20.968								
41	2	2:35.944	43.033	1:13.568	39.343	161.7	1:51:56.912								
42	2	2:35.507	43.034	1:12.421	40.052	162.1	1:54:32.419								
43	2	2:35.091	43.334	1:11.426	40.331	162.6	1:57:07.510								
44	2	2:34.752	43.788	1:11.439	39.525	162.9	1:59:42.262								
45	2	2:37.841	43.425	1:13.487	40.929	159.7	2:02:20.103								

33		Jensen Lunn		Chevron GT 3			
		1.Jensen LUNN		2			
		2.Alistair LINDSAY					
1	1	3:10.511			132.4	3:10.511	
2	1	3:01.064			139.3	6:11.575	
3	1	2:56.144			143.1	9:07.719	
4	1	2:55.028			144.1	12:02.747	
5	1	2:53.901			145.0	14:56.648	
6	1	2:55.982			143.3	17:52.630	
7	1	2:54.199			144.7	20:46.829	
8	1	2:53.637			145.2	23:40.466	
9	1	2:58.138			141.5	26:38.604	
10	1	3:11.636			131.6	29:50.240	
11	1	2:55.515			143.7	32:45.755	
12	1	3:37.552 B			115.9	36:23.307	
13	2	8:57.270	6:48.435	1:23.723	45.112	46.9	45:20.577
14	2	2:55.130	48.263	1:22.247	44.620	144.0	48:15.707
15	2	2:59.727	49.450	1:23.968	46.309	140.3	51:15.434
16	2	3:09.723	51.523	1:24.237	53.963	132.9	54:25.157
17	2	3:49.601	1:05.417	1:44.450	59.734	109.8	58:14.758
18	2	6:40.075	4:05.892	1:36.197	57.986	63.0	1:04:54.833
19	2	3:50.512	1:16.897	1:36.211	57.404	109.4	1:08:45.345
20	1	8:08.797	6:02.527	1:21.140	45.130	51.6	1:16:54.142
21	1	2:56.748	48.272	1:22.368	46.108	142.7	1:19:50.890
22	1	2:55.123	48.512	1:21.557	45.054	144.0	1:22:46.013
23	1	3:01.914	49.406	1:24.813	47.695	138.6	1:25:47.927
24	1	3:47.397	1:01.583	1:35.229	1:10.585	110.9	1:29:35.324

37		Name Stitching Class Racing		BMW			
		1.Hans VAN BEEK		3			
		2.Joey VAN BEEK					
1	1	3:08.985	58.033	1:25.829	45.123	133.4	3:08.985
2	1	2:50.481	48.959	1:17.886	43.636	147.9	5:59.466
3	1	2:52.983	48.745	1:19.343	44.895	145.8	8:52.449
4	1	2:52.978	48.845	1:19.522	44.611	145.8	11:45.427
5	1	2:52.229	49.845	1:18.524	43.860	146.4	14:37.656
6	1	2:49.364	48.805	1:16.979	43.580	148.9	17:27.020
7	1	2:50.610	48.421	1:16.931	45.258	147.8	20:17.630

41		Intersport		Ginetta G50 GT4			
		1.Andrew DONALDSON		3			
		2.John STACK					
1	1	2:47.335	49.286	1:15.451	42.598	150.7	2:47.335
2	1	2:49.900	48.280	1:18.269	43.351	148.4	5:37.235
3	1	2:49.154	48.426	1:17.074	43.654	149.1	8:26.389
4	1	2:47.976	48.142	1:16.924	42.910	150.1	11:14.365
5	1	2:50.090	47.962	1:16.879	45.249	148.2	14:04.455
6	1	2:48.204	48.533	1:16.392	43.279	149.9	16:52.659
7	1	2:48.108	48.299	1:17.025	42.784	150.0	19:40.767
8	1	2:48.450	48.450	1:16.900	43.100	149.7	22:29.217
9	1	2:47.556	48.063	1:16.344	43.149	150.5	25:16.773
10	1	2:46.522	47.666	1:16.104	42.752	151.4	28:03.295
11	1	2:48.185	48.023	1:16.732	43.430	149.9	30:51.480
12	2	3:14.889	1:14.137	1:17.119	43.633	129.4	34:06.369
13	2	8:03.820	6:01.070	1:19.409	43.341	52.1	42:10.189
14	2	2:48.788	48.334	1:17.118	43.336	149.4	44:58.977
15	2	2:48.836	48.010	1:17.208	43.618	149.3	47:47.813
16	2	2:48.759	47.971	1:16.733	44.055	149.4	50:36.572
17	2	2:47.927	47.914	1:16.228	43.785	150.1	53:24.499
18	2	3:18.961	1:11.551	1:22.144	45.266	126.7	56:43.460

42		Intersport		BMW M3 GT4			
		1.Adam HAYES		3			
		2.Mark RADCLIFFE					
1	1	3:03.259	52.587	1:21.567	49.105	137.6	3:03.259
2	1	2:55.139	48.935	1:19.734	46.470	144.0	5:58.398
3	1	2:53.755	49.181	1:19.609	44.965	145.1	8:52.153
4	1	2:53.110	48.486	1:19.911	44.713	145.7	11:45.263
5	1	2:52.369	49.196	1:18.905	44.268	146.3	14:37.632
6	1	2:52.658	48.317	1:20.052	44.289	146.0	17:30.290
7	1	2:51.638	47.945	1:18.976	44.717	146.9	20:21.928
8	1	2:51.715	48.106	1:18.724	44.885	146.8	23:13.643
9	1	2:51.427	48.170	1:18.782	44.475	147.1	26:05.070
10	1	2:51.203	47.830	1:18.705	44.668	147.3	28:56.273
11	1	2:51.751	48.215	1:19.357	44.179	146.8	31:48.024
12	1	2:51.167	47.716	1:19.193	44.258	147.3	34:39.191
13	1	2:50.467	47.349	1:18.756	44.362	147.9	37:29.658
14	1	2:50.287	47.113	1:18.842	44.332	148.1	40:19.945
15	1	2:51.016	47.675	1:19.225	44.116	147.4	43:10.961
16	1	2:49.941	47.184	1:18.835	43.922	148.4	46:00.902
17	1	2:50.459	47.665	1:19.001	43.793	147.9	48:51.361
18	1	2:49.314	47.412	1:17.970	43.932	148.9	51:40.675
19	1	2:52.255	47.172	1:19.369	45.714	146.4	54:32.930
20	2	5:09.850	3:04.423	1:20.965	44.462	81.4	59:42.780
21	2	4:40.626	51.534	2:14.633	1:34.459	89.8	1:04:23.406
22	2	4:14.322	1:43.838	1:36.283	54.201	99.1	1:08:37.728
23	2	2:52.846	49.183	1:19.603	44.060	145.9	1:11:30.574
24	2	2:51.621	48.701	1:19.372	43.548	146.9	1:14:22.195



BRITCAR
SPA EURO RACE 2014
RACE 2

Analysis

■ Personal Best ■ Session Best B Crossing the finish line in pit lane


Lap	D	Time	Sector 1	Sector 2	Sector 3	Kph	Elapsed	Lap	D	Time	Sector 1	Sector 2	Sector 3	Kph	Elapsed
25	2	2:49.989	48.144	1:18.047	43.798	148.3	1:17:12.184	1	1	3:03.797	56.163	1:20.200	47.434	137.2	3:03.797
26	2	2:48.519	48.090	1:17.614	42.815	149.6	1:20:00.703	2	1	2:53.713	49.119	1:19.657	44.937	145.1	5:57.510
27	2	2:48.927	47.471	1:17.620	43.836	149.3	1:22:49.630	3	1	2:49.241	48.408	1:16.674	44.159	149.0	8:46.751
28	2	2:48.699	47.448	1:17.986	43.265	149.5	1:25:38.329	4	1	2:49.101	49.192	1:15.823	44.086	149.1	11:35.852
29	2	2:48.156	47.553	1:17.786	42.817	149.9	1:28:26.485	5	1	2:46.910	48.119	1:15.776	43.015	151.1	14:22.762
30	2	2:47.470	47.969	1:16.935	42.566	150.6	1:31:13.955	6	1	2:46.119	48.046	1:15.713	42.360	151.8	17:08.881
31	2	2:48.964	47.404	1:18.099	43.461	149.2	1:34:02.919	7	1	2:47.025	47.679	1:16.803	42.543	151.0	19:55.906
32	2	2:51.547	47.435	1:19.519	44.593	147.0	1:36:54.466	8	1	3:39.331	47.929	1:15.495	1:35.907	115.0	23:35.237
33	2	2:48.845	47.852	1:18.041	42.952	149.3	1:39:43.311	9	1	28:54.586	...	1:20.248	44.657	14.5	52:29.823
34	2	2:48.760	46.915	1:18.484	43.361	149.4	1:42:32.071	10	1	3:09.009	49.913	1:29.891	49.205	133.4	55:38.832

43		Intersport		BMW V8 GT4		3	
		1. Ian DONALDSON					
		2. Anna WALEWSKA					
1	1	3:02.032	55.302	1:20.149	46.581	138.5	3:02.032
2	1	2:47.378	48.006	1:16.354	43.018	150.6	5:49.410
3	1	2:49.019	48.070	1:16.824	44.125	149.2	8:38.429
4	1	2:47.023	48.251	1:15.962	42.810	151.0	11:25.452
5	1	2:48.058	47.697	1:17.070	43.291	150.0	14:13.510
6	1	2:46.153	47.506	1:16.288	42.359	151.8	16:59.663
7	1	2:46.731	47.647	1:16.465	42.619	151.2	19:46.394
8	1	2:46.057	47.739	1:15.843	42.475	151.8	22:32.451
9	1	2:46.421	47.426	1:16.134	42.861	151.5	25:18.872
10	1	2:45.260	46.843	1:16.120	42.297	152.6	28:04.132
11	1	2:48.018	47.617	1:16.753	43.648	150.1	30:52.150
12	1	2:49.055	48.139	1:16.697	44.219	149.1	33:41.205
13	1	2:52.505	47.907	1:19.010	45.588	146.2	36:33.710
14	1	2:47.120	47.334	1:16.590	43.196	150.9	39:20.830
15	1	2:48.210	47.516	1:17.335	43.359	149.9	42:09.040
16	1	2:47.690	47.862	1:17.021	42.807	150.4	44:56.730
17	1	2:47.503	47.564	1:16.769	43.170	150.5	47:44.233
18	1	2:47.282	47.401	1:16.752	43.129	150.7	50:31.515
19	1	2:47.845	47.855	1:16.834	43.156	150.2	53:19.360
20	1	3:23.172	1:16.112	1:21.270	45.790	124.1	56:42.532
21	1	2:56.553	52.991	1:18.385	45.177	142.8	59:39.085
22	1	4:42.388	53.779	2:15.022	1:33.587	89.3	1:04:21.473
23	1	4:15.255	1:44.025	1:37.435	53.795	98.8	1:08:36.728
24	2	5:25.303	3:17.602	1:22.765	44.936	77.5	1:14:02.031
25	2	2:52.585	49.536	1:18.554	44.495	146.1	1:16:54.616
26	2	2:52.411	48.334	1:20.044	44.033	146.2	1:19:47.027
27	2	2:52.072	48.665	1:19.457	43.950	146.5	1:22:39.099
28	2	2:49.438	48.086	1:17.977	43.375	148.8	1:25:28.537
29	2	2:53.241	48.310	1:21.180	43.751	145.5	1:28:21.778
30	2	2:50.942	49.652	1:18.038	43.252	147.5	1:31:12.720
31	2	2:52.081	48.678	1:20.017	43.386	146.5	1:34:04.801
32	2	2:50.047	48.177	1:18.525	43.345	148.3	1:36:54.848
33	2	2:50.193	48.419	1:18.520	43.254	148.2	1:39:45.041
34	2	2:48.668	47.769	1:17.976	42.923	149.5	1:42:33.709
35	2	2:50.676	47.563	1:19.529	43.584	147.7	1:45:24.385
36	2	2:50.626	48.586	1:18.361	43.679	147.8	1:48:15.011
37	2	2:50.468	47.789	1:18.317	44.362	147.9	1:51:05.479
38	2	2:49.536	47.850	1:18.451	43.235	148.7	1:53:55.015
39	2	2:51.036	47.793	1:18.773	44.470	147.4	1:56:46.051
40	2	2:50.489	47.936	1:18.833	43.720	147.9	1:59:36.540
41	2	2:52.250	48.117	1:20.310	43.823	146.4	2:02:28.790

46		Ian Mitchell		BMW V8		3	
		1. Ian MITCHELL					
1	1	2:59.095	53.368	1:21.199	44.528	140.8	2:59.095
2	1	2:49.457	48.621	1:16.562	44.274	148.8	5:48.552

Lap	D	Time	Sector 1	Sector 2	Sector 3	Kph	Elapsed	Lap	D	Time	Sector 1	Sector 2	Sector 3	Kph	Elapsed
1	1	3:03.797	56.163	1:20.200	47.434	137.2	3:03.797	1	1	3:03.797	56.163	1:20.200	47.434	137.2	3:03.797
2	1	2:53.713	49.119	1:19.657	44.937	145.1	5:57.510	2	1	2:53.713	49.119	1:19.657	44.937	145.1	5:57.510
3	1	2:49.241	48.408	1:16.674	44.159	149.0	8:46.751	3	1	2:49.241	48.408	1:16.674	44.159	149.0	8:46.751
4	1	2:49.101	49.192	1:15.823	44.086	149.1	11:35.852	4	1	2:49.101	49.192	1:15.823	44.086	149.1	11:35.852
5	1	2:46.910	48.119	1:15.776	43.015	151.1	14:22.762	5	1	2:46.910	48.119	1:15.776	43.015	151.1	14:22.762
6	1	2:46.119	48.046	1:15.713	42.360	151.8	17:08.881	6	1	2:46.119	48.046	1:15.713	42.360	151.8	17:08.881
7	1	2:47.025	47.679	1:16.803	42.543	151.0	19:55.906	7	1	2:47.025	47.679	1:16.803	42.543	151.0	19:55.906
8	1	3:39.331	47.929	1:15.495	1:35.907	115.0	23:35.237	8	1	3:39.331	47.929	1:15.495	1:35.907	115.0	23:35.237
9	1	28:54.586	...	1:20.248	44.657	14.5	52:29.823	9	1	28:54.586	...	1:20.248	44.657	14.5	52:29.823
10	1	3:09.009	49.913	1:29.891	49.205	133.4	55:38.832	10	1	3:09.009	49.913	1:29.891	49.205	133.4	55:38.832
11	1	5:32.437	3:03.834	1:34.003	54.600	75.8	1:01:11.269	11	1	5:32.437	3:03.834	1:34.003	54.600	75.8	1:01:11.269
12	1	3:39.384	1:05.465	1:37.221	56.698	114.9	1:04:50.653	12	1	3:39.384	1:05.465	1:37.221	56.698	114.9	1:04:50.653
13	1	3:49.039	1:19.981	1:34.829	54.229	110.1	1:08:39.692	13	1	3:49.039	1:19.981	1:34.829	54.229	110.1	1:08:39.692
14	1	2:58.678	49.148	1:19.768	49.762	141.1	1:11:38.370	14	1	2:58.678	49.148	1:19.768	49.762	141.1	1:11:38.370
15	1	3:11.106	50.861	1:26.031	54.214	131.9	1:14:49.476	15	1	3:11.106	50.861	1:26.031	54.214	131.9	1:14:49.476
16	1	7:53.016	5:48.688	1:20.032	44.296	53.3	1:22:42.492	16	1	7:53.016	5:48.688	1:20.032	44.296	53.3	1:22:42.492
17	1	2:54.240	50.366	1:19.733	44.141	144.7	1:25:36.732	17	1	2:54.240	50.366	1:19.733	44.141	144.7	1:25:36.732
18	1	2:54.354	49.811	1:19.548	44.995	144.6	1:28:31.086	18	1	2:54.354	49.811	1:19.548	44.995	144.6	1:28:31.086
19	1	2:54.448	49.819	1:19.944	44.685	144.5	1:31:25.534	19	1	2:54.448	49.819	1:19.944	44.685	144.5	1:31:25.534
20	1	2:54.329	49.369	1:20.542	44.418	144.6	1:34:19.863	20	1	2:54.329	49.369	1:20.542	44.418	144.6	1:34:19.863
21	1	2:54.164	51.023	1:18.959	44.182	144.8	1:37:14.027	21	1	2:54.164	51.023	1:18.959	44.182	144.8	1:37:14.027
22	1	2:53.892	50.123	1:18.023	45.746	145.0	1:40:07.919	22	1	2:53.892	50.123	1:18.023	45.746	145.0	1:40:07.919
23	1	2:52.467	49.279	1:18.085	45.103	146.2	1:43:00.386	23	1	2:52.467	49.279	1:18.085	45.103	146.2	1:43:00.386
24	1	2:55.904	49.580	1:21.241	45.083	143.3	1:45:56.290	24	1	2:55.904	49.580	1:21.241	45.083	143.3	1:45:56.290
25	1	2:55.899	49.830	1:21.339	44.730	143.3	1:48:52.189	25	1	2:55.899	49.830	1:21.339	44.730	143.3	1:48:52.189
26	1	3:28.146	1:20.971	1:19.559	47.616	121.1	1:52:20.335	26	1	3:28.146	1:20.971	1:19.559	47.616	121.1	1:52:20.335
27	1	2:55.175	50.552	1:19.890	44.733	143.9	1:55:15.510	27	1	2:55.175	50.552	1:19.890	44.733	143.9	1:55:15.510
28	1	2:54.010	49.794	1:18.670	45.546	144.9	1:58:09.520	28	1	2:54.010	49.794	1:18.670	45.546	144.9	1:58:09.520
29	1	2:54.790	49.670	1:20.283	44.837	144.3	2:01:04.310	29	1	2:54.790	49.670	1:20.283	44.837	144.3	2:01:04.310
30	1	2:54.262	50.167	1:18.621	45.474	144.7	2:03:58.572	30	1	2:54.262	50.167	1:18.621	45.474	144.7	2:03:58.572


53		1. Mark CUNNINGHAM		Seat T		4	
		2. Peter CUNNINGHAM					
1	1	2:53.959	50.979	1:18.758	44.222	144.9	2:53.959
2	1	2:47.480	47.836	1:16.192	43.452	150.6	5:41.439
3	1	2:45.904	48.479	1:14.950	42.475	152.0	



BRITCAR
SPA EURO RACE 2014
RACE 2

Analysis


Personal Best							Session Best							B Crossing the finish line in pit lane									
Lap	D	Time	Sector 1	Sector 2	Sector 3	Kph	Elapsed	Lap	D	Time	Sector 1	Sector 2	Sector 3	Kph	Elapsed	Lap	D	Time	Sector 1	Sector 2	Sector 3	Kph	Elapsed
3	1	2:49.262	48.343	1:16.892	44.027	149.0	8:37.814	9	1	2:57.991	50.013	1:22.580	45.398	141.7	26:44.946								
4	1	2:50.517	49.213	1:17.512	43.792	147.9	11:28.331	10	1	2:54.433	50.392	1:19.484	44.557	144.5	29:39.379								
5	1	2:49.941	49.001	1:17.250	43.690	148.4	14:18.272	11	1	3:41.929	1:32.292	1:24.151	45.486	113.6	33:21.308								
6	1	2:47.289	48.004	1:16.154	43.131	150.7	17:05.561	12	1	2:55.008	50.134	1:20.032	44.842	144.1	36:16.316								
7	1	2:47.999	47.809	1:16.823	43.367	150.1	19:53.560	13	1	2:52.858	48.770	1:19.221	44.867	145.9	39:09.174								
8	1	2:52.356	48.580	1:16.466	47.310	146.3	22:45.916	14	1	2:55.389	49.671	1:20.655	45.063	143.8	42:04.563								
57 1. Mike MOSS 2. Tom HOWARD							BMW M3 GT4																
1	1	3:05.093	57.963	1:23.424	43.706	136.2	3:05.093	15	1	2:57.556	51.340	1:21.434	44.782	142.0	45:02.119								
2	1	2:50.503	47.768	1:19.276	43.459	147.9	5:55.596	16	1	2:54.859	49.362	1:20.396	45.101	144.2	47:56.978								
3	1	2:45.913	46.645	1:16.927	42.341	152.0	8:41.509	17	1	2:59.227	50.478	1:22.524	46.225	140.7	50:56.205								
4	1	2:45.912	46.674	1:16.645	42.593	152.0	11:27.421	18	2	5:11.267	2:48.798	1:30.308	52.161	81.0	56:07.472								
5	1	2:44.048	46.768	1:15.063	42.217	153.7	14:11.469	19	2	3:15.350	1:01.410	1:26.135	47.805	129.1	59:22.822								
6	1	2:43.048	47.195	1:14.105	41.748	154.6	16:54.517	20	2	3:10.655	1:00.429	1:23.059	47.167	132.3	1:02:33.477								
7	1	2:42.361	46.358	1:14.401	41.602	155.3	19:36.878	21	2	3:01.761	53.294	1:21.728	46.739	138.7	1:05:35.238								
8	1	2:42.121	46.387	1:14.219	41.515	155.5	22:18.999	22	2	3:14.550	50.474	1:30.621	53.455	129.6	1:08:49.788								
9	1	2:41.928	46.239	1:13.584	42.105	155.7	25:00.927	23	2	3:04.225	49.658	1:26.822	47.745	136.9	1:11:54.013								
10	1	2:42.191	46.279	1:14.022	41.890	155.5	27:43.118	24	1	5:49.577	3:39.364	1:22.999	47.214	72.1	1:17:43.590								
11	1	2:42.658	46.405	1:14.545	41.708	155.0	30:25.776	25	1	2:52.551	48.572	1:19.430	44.549	146.1	1:20:36.141								
12	1	2:43.939	47.756	1:14.760	41.423	153.8	33:09.715	26	1	2:51.117	47.925	1:18.548	44.644	147.4	1:23:27.258								
13	1	2:41.643	46.085	1:13.761	41.797	156.0	35:51.358	27	1	2:55.927	50.432	1:19.597	45.898	143.3	1:26:23.185								
14	1	2:42.281	46.119	1:14.202	41.960	155.4	38:33.639	28	2	3:34.561	1:25.130	1:22.659	46.772	117.5	1:29:57.746								
15	1	2:41.369	46.476	1:13.371	41.522	156.3	41:15.008	29	2	2:57.825	49.900	1:22.592	45.333	141.8	1:32:55.571								
16	1	2:41.463	45.828	1:13.759	41.876	156.2	43:56.471	30	2	3:00.940	50.430	1:23.963	46.547	139.4	1:35:56.511								
17	1	2:43.487	46.142	1:14.982	42.363	154.2	46:39.958	31	2	2:55.993	49.820	1:21.098	45.075	143.3	1:38:52.504								
18	1	2:44.218	45.793	1:16.281	42.144	153.5	49:24.176	32	2	2:55.647	49.165	1:20.549	45.933	143.6	1:41:48.151								
19	1	2:42.906	45.931	1:15.008	41.967	154.8	52:07.082	33	2	2:54.153	48.572	1:20.619	44.962	144.8	1:44:42.304								
20	1	2:45.424	46.013	1:15.514	43.897	152.4	54:52.506	34	2	2:53.478	48.939	1:19.191	45.348	145.3	1:47:35.782								
21	2	6:22.821	3:50.943	1:35.866	56.012	65.9	1:01:15.327	35	2	2:57.648	50.149	1:20.777	46.722	141.9	1:50:33.430								
22	2	3:36.213	1:02.867	1:36.527	56.819	116.6	1:04:51.540	36	2	2:55.246	49.171	1:20.320	45.755	143.9	1:53:28.676								
23	2	3:49.712	1:18.268	1:36.655	54.789	109.8	1:08:41.252	37	2	2:55.369	48.886	1:22.165	44.318	143.8	1:56:24.045								
24	2	2:47.405	46.830	1:17.859	42.716	150.6	1:11:28.657	38	2	2:56.780	49.009	1:21.734	46.037	142.6	1:59:20.825								
25	2	2:45.507	46.986	1:16.224	42.297	152.3	1:14:14.164	39	2	2:57.402	50.779	1:21.246	45.377	142.1	2:02:18.227								
26	2	2:47.501	46.778	1:18.051	42.672	150.5	1:17:01.665	68 Zest Racecar Engineering 1. Robert TAYLOR 2. Graham COX							Seat T								
27	2	2:46.043	46.479	1:16.954	42.610	151.9	1:19:47.708	1	1	2:59.676	54.433	1:20.416	44.827	140.3	2:59.676								
28	2	2:47.572	47.903	1:16.650	43.019	150.5	1:22:35.280	2	1	2:52.954	50.331	1:17.860	44.763	145.8	5:52.630								
29	2	2:45.046	46.437	1:16.442	42.167	152.8	1:25:20.326	3	1	2:54.479	49.700	1:19.790	44.989	144.5	8:47.109								
30	2	2:45.138	46.355	1:16.234	42.549	152.7	1:28:05.464	4	1	2:53.590	50.442	1:18.233	44.915	145.3	11:40.699								
31	2	2:42.703	46.211	1:15.214	41.278	155.0	1:30:48.167	5	1	2:53.383	50.398	1:18.227	44.758	145.4	14:34.082								
32	2	2:44.099	46.647	1:15.721	41.731	153.7	1:33:32.266	6	1	2:52.289	49.937	1:17.886	44.466	146.3	17:26.371								
33	2	2:44.210	46.480	1:15.513	42.217	153.5	1:36:16.476	7	1	2:54.463	49.507	1:19.904	45.052	144.5	20:20.834								
34	2	2:43.280	46.380	1:15.463	41.437	154.4	1:38:59.756	8	1	2:53.470	49.606	1:18.918	44.946	145.4	23:14.304								
35	2	2:42.340	46.053	1:14.787	41.500	155.3	1:41:42.096	9	1	2:52.710	49.929	1:17.849	44.932	146.0	26:07.014								
36	2	2:43.589	46.290	1:14.704	42.595	154.1	1:44:25.685	10	1	2:54.114	50.366	1:18.874	44.874	144.8	29:01.128								
37	2	4:19.863	47.211	1:16.912	2:15.740	97.0	1:48:45.548	11	1	2:53.348	50.119	1:18.121	45.108	145.5	31:54.476								
66 1. Emin SADIG 2. Wil ARIF							BMW Z3																
1	1	3:12.082	57.333	1:28.007	46.742	131.3	3:12.082	12	1	2:53.516	50.711	1:17.288	45.517	145.3	34:47.992								
2	1	3:00.415	49.946	1:23.554	46.915	139.8	6:12.497	13	1	2:50.902	49.246	1:16.531	45.125	147.5	37:38.894								
3	1	2:57.303	50.008	1:21.700	45.595	142.2	9:09.800	14	1	2:51.840	49.665	1:17.596	44.579	146.7	40:30.734								
4	1	2:54.289	49.562	1:20.327	44.400	144.7	12:04.089	15	1	2:55.476	50.159	1:18.432	46.885	143.7	43:26.210								
5	1	2:53.581	49.022	1:20.262	44.297	145.3	14:57.670	16	2	29:46.702	...	1:38.086	51.654	14.1	1:13:12.912								
6	1	2:59.647	49.340	1:24.529	45.778	140.4	17:57.317	17	2	3:06.268	54.141	1:23.884	48.243	135.4	1:16:19.180								
7	1	2:52.454	48.789	1:19.421	44.244	146.2	20:49.771	18	2	3:04.721	52.130	1:25.239	47.352	136.5	1:19:23.901								
8	1	2:57.184	48.520	1:20.079	48.585	142.3	23:46.955	19	2	3:00.553	51.400	1:22.463	46.690	139.6	1:22:24.454								
								20	2	3:00.334	51.288	1:23.179	45.867	139.8	1:25:24.788								
								21	2	2:59.771	50.876	1:22.919	45.976	140.3	1:28:24.559								
								22	2	2:56.811	50.263	1:19.705	46.843	142.6	1:31:21.370								
								23	2	2:55.461	50.230	1:20.044	45.187	143.7	1:34:16.831								



BRITCAR
SPA EURO RACE 2014
RACE 2

Analysis

							■ Personal Best ■ Session Best ■ Crossing the finish line in pit lane								
Lap	D	Time	Sector 1	Sector 2	Sector 3	Kph	Elapsed	Lap	D	Time	Sector 1	Sector 2	Sector 3	Kph	Elapsed
24	2	2:55.210	49.748	1:19.575	45.887	143.9	1:37:12.041	1	1	3:03.252	52.762	1:23.140	47.350	137.6	3:03.252
25	2	2:55.831	49.827	1:19.466	46.538	143.4	1:40:07.872	2	1	2:50.629	48.462	1:17.838	44.329	147.8	5:53.881
26	2	2:53.907	50.596	1:18.390	44.921	145.0	1:43:01.779	3	1	2:50.760	48.206	1:18.557	43.997	147.7	8:44.641
27	2	2:56.478	49.712	1:21.058	45.708	142.9	1:45:58.257	4	1	2:50.307	48.411	1:17.827	44.069	148.1	11:34.948
28	2	2:55.909	49.695	1:19.948	46.266	143.3	1:48:54.166	5	1	2:51.283	48.335	1:18.517	44.431	147.2	14:26.231
29	2	2:54.432	50.916	1:18.539	44.977	144.6	1:51:48.598	6	1	2:51.593	48.193	1:18.383	45.017	146.9	17:17.824
30	2	2:55.791	49.890	1:19.165	46.736	143.4	1:54:44.389	7	1	2:52.004	48.309	1:18.791	44.904	146.6	20:09.828
31	2	2:52.607	49.199	1:18.157	45.251	146.1	1:57:36.996	8	1	2:54.266	48.938	1:19.249	46.079	144.7	23:04.094
32	2	2:55.081	50.367	1:19.507	45.207	144.0	2:00:32.077	9	1	2:55.851	49.179	1:20.379	46.293	143.4	25:59.945
33	2	2:55.939	49.084	1:20.721	46.134	143.3	2:03:28.016	10	1	2:55.954	48.792	1:20.255	46.907	143.3	28:55.899
77 Track Torque 1. David WEBB 2. Andrew GIBBS Seat T 4															
1	1	3:12.344	56.127	1:29.978	46.239	131.1	3:12.344	11	1	2:56.609	48.765	1:21.831	46.013	142.8	31:52.508
2	1	2:55.195	51.583	1:18.682	44.930	143.9	6:07.539	12	1	2:56.269	49.296	1:20.336	46.637	143.0	34:48.777
3	1	3:02.146	49.682	1:27.314	45.150	138.4	9:09.685	13	1	2:56.739	48.864	1:21.704	46.171	142.7	37:45.516
4	1	2:51.816	49.217	1:18.357	44.242	146.8	12:01.501	14	1	2:56.569	48.815	1:21.193	46.561	142.8	40:42.085
5	1	2:51.120	49.311	1:17.389	44.420	147.3	14:52.621	15	1	2:55.883	49.390	1:20.557	45.936	143.4	43:37.968
6	1	2:52.670	49.233	1:18.049	45.388	146.0	17:45.291	16	1	2:55.003	48.877	1:19.821	46.305	144.1	46:32.971
7	1	2:50.092	48.822	1:16.775	44.495	148.2	20:35.383	17	1	2:55.873	48.806	1:20.865	46.202	143.4	49:28.844
8	1	2:52.288	49.305	1:17.899	45.084	146.3	23:27.671	18	1	2:56.010	48.460	1:20.694	46.856	143.3	52:24.854
9	1	2:50.022	49.097	1:17.065	43.860	148.3	26:17.693	19	2	5:58.499	3:38.760	1:27.767	51.972	70.3	58:23.353
10	1	2:52.015	48.836	1:18.753	44.426	146.6	29:09.708	20	2	3:06.275	56.467	1:23.443	46.365	135.4	1:01:29.628
11	1	2:52.818	48.852	1:19.640	44.326	145.9	32:02.526	21	2	3:26.944	52.538	1:36.098	58.308	121.8	1:04:56.572
12	1	2:52.198	49.949	1:18.078	44.171	146.4	34:54.724	22	2	3:49.494	1:16.820	1:36.558	56.116	109.9	1:08:46.066
13	1	2:52.640	49.979	1:18.559	44.102	146.1	37:47.364	23	2	2:58.589	51.509	1:21.421	45.659	141.2	1:11:44.655
14	1	2:54.156	48.395	1:20.068	45.693	144.8	40:41.520	24	2	2:54.046	49.148	1:19.926	44.972	144.9	1:14:38.701
15	1	2:51.128	49.626	1:17.453	44.049	147.3	43:32.648	25	2	2:53.279	48.735	1:19.755	44.789	145.5	1:17:31.980
16	1	2:54.661	48.997	1:20.784	44.880	144.4	46:27.309	26	2	2:52.922	48.735	1:19.497	44.690	145.8	1:20:24.902
17	1	2:51.752	49.218	1:17.954	44.580	146.8	49:19.061	27	2	2:53.466	49.286	1:19.295	44.885	145.4	1:23:18.368
18	1	2:55.099	49.359	1:20.573	45.167	144.0	52:14.160	28	2	2:53.023	48.880	1:19.301	44.842	145.7	1:26:11.391
19	1	3:04.282	49.088	1:26.594	48.600	136.8	55:18.442	29	2	2:54.025	49.255	1:18.645	46.125	144.9	1:29:05.416
20	2	4:42.052	2:31.194	1:23.922	46.936	89.4	1:00:00.494	30	2	2:52.164	48.856	1:18.762	44.546	146.5	1:31:57.580
21	2	5:00.610	2:45.784	1:23.153	51.673	83.9	1:05:01.104	31	2	2:51.163	48.939	1:18.012	44.212	147.3	1:34:48.743
22	2	3:46.632	1:15.246	1:38.935	52.451	111.3	1:08:47.736	32	2	2:51.258	48.488	1:18.402	44.368	147.2	1:37:40.001
23	2	2:58.483	50.833	1:21.142	46.508	141.3	1:11:46.219	33	2	2:52.600	48.907	1:18.442	45.251	146.1	1:40:32.601
24	2	2:59.606	52.348	1:20.735	46.523	140.4	1:14:45.825	34	2	2:53.077	50.021	1:18.864	44.192	145.7	1:43:25.678
25	2	2:58.892	49.718	1:20.959	48.215	140.9	1:17:44.717	35	2	2:53.129	48.516	1:19.231	45.382	145.6	1:46:18.807
26	2	2:52.132	49.831	1:17.534	44.767	146.5	1:20:36.849	36	2	2:51.934	49.289	1:17.983	44.662	146.7	1:49:10.741
27	2	2:50.957	48.613	1:17.657	44.687	147.5	1:23:27.806	37	2	2:54.045	49.724	1:19.622	44.699	144.9	1:52:04.786
28	2	2:52.484	49.810	1:17.788	44.886	146.2	1:26:20.290	38	2	2:57.353	48.842	1:22.590	45.921	142.2	1:55:02.139
29	2	2:53.429	50.355	1:18.062	45.012	145.4	1:29:13.719	39	2	2:55.276	49.388	1:20.028	45.860	143.9	1:57:57.415
30	2	2:53.181	50.108	1:18.490	44.583	145.6	1:32:06.900	40	2	2:57.245	49.778	1:20.876	46.591	142.3	2:00:54.660
31	2	2:53.904	51.053	1:18.271	44.580	145.0	1:35:00.804	41	2	3:00.968	50.520	1:24.419	46.029	139.3	2:03:55.628
							391 Racer Industries 1. Peter LEE MHUIS 2. Keith KASSULKE MARC Focus V8 2								
1	1	2:43.484	47.072	1:15.585	40.827	154.2	2:43.484	1	1	2:38.598	44.575	1:13.244	40.779	159.0	8:00.762
2	1	2:38.680	44.687	1:13.110	40.883	158.9	5:22.164	2	1	2:38.606	44.848	1:13.151	40.607	159.0	10:39.368
3	1	2:38.598	44.575	1:13.244	40.779	159.0	8:00.762	3	1	2:38.698	44.444	1:12.897	41.357	158.9	13:18.066
4	1	2:38.606	44.848	1:13.151	40.607	159.0	10:39.368	4	1	2:40.498	45.702	1:14.125	40.771	157.1	15:58.564
5	1	2:38.698	44.444	1:12.897	41.357	158.9	13:18.066	5	1	2:39.725	44.291	1:13.408	42.026	157.9	18:38.289
6	1	2:40.498	45.702	1:14.125	40.771	157.1	15:58.564	6	1	2:39.806	45.033	1:13.777	40.996	157.8	21:18.095
7	1	2:39.725	44.291	1:13.408	42.026	157.9	18:38.289	7	1	2:39.055	44.557	1:13.571	40.927	158.5	23:57.150
8	1	2:39.806	45.033	1:13.777	40.996	157.8	21:18.095	8	1	2:39.397	44.206	1:14.245	40.946	158.2	26:36.547
9	1	2:39.055	44.557	1:13.571	40.927	158.5	23:57.150	9	1	2:38.967	44.827	1:13.629	40.511	158.6	29:15.514
10	1	2:39.397	44.206	1:14.245	40.946	158.2	26:36.547	10	1	2:40.014	45.339	1:14.247	40.428	157.6	31:55.528
11	1	2:38.967	44.827	1:13.629	40.511	158.6	29:15.514	11	1	2:41.396	44.903	1:14.779	41.714	156.2	34:36.924
12	1	2:40.014	45.339	1:14.247	40.428	157.6	31:55.528								
13	1	2:41.396	44.903	1:14.779	41.714	156.2	34:36.924								
79 Westlake Motorsport 1. Cris HAYES 2. Andy THOMPSON Seat 2000 4															




BRITCAR
SPA EURO RACE 2014
RACE 2

Analysis

							Personal Best		Session Best		B Crossing the finish line in pit lane											
Lap	D	Time	Sector 1	Sector 2	Sector 3	Kph	Elapsed	Lap	D	Time	Sector 1	Sector 2	Sector 3	Kph	Elapsed							
14	1	2:39.005	44.507	1:13.942	40.556	158.6	37:15.929	24	1	4:21.396	2:24.618	1:15.106	41.672	96.5	1:05:51.669							
15	1	2:39.208	44.504	1:14.171	40.533	158.4	39:55.137	25	1	4:02.935	2:08.614	1:13.385	40.936	103.8	1:09:54.604							
16	1	2:40.151	44.586	1:14.474	41.091	157.4	42:35.288	26	1	2:35.486	44.348	1:11.588	39.550	162.2	1:12:30.090							
17	2	4:41.502	2:43.183	1:16.196	42.123	89.6	47:16.790	27	1	2:34.919	43.958	1:11.620	39.341	162.8	1:15:05.009							
18	2	2:42.605	45.339	1:15.474	41.792	155.1	49:59.395	28	1	2:36.152	43.495	1:11.396	41.261	161.5	1:17:41.161							
19	2	2:41.700	45.517	1:14.439	41.744	155.9	52:41.095	29	1	2:36.144	43.787	1:11.408	40.949	161.5	1:20:17.305							
20	2	2:57.927	46.129	1:22.704	49.094	141.7	55:39.022	30	1	2:35.271	43.738	1:12.067	39.466	162.4	1:22:52.576							
21	2	2:51.991	52.198	1:16.774	43.019	146.6	58:31.013	31	1	2:37.435	43.645	1:13.502	40.288	160.2	1:25:30.011							
22	2	3:00.569	50.644	1:22.944	46.981	139.6	1:01:31.582	32	1	2:35.423	43.895	1:11.841	39.687	162.2	1:28:05.434							
23	2	3:25.450	51.327	1:35.855	58.268	122.7	1:04:57.032	33	1	2:35.267	44.445	1:11.365	39.547	162.4	1:30:40.701							
24	2	3:49.326	1:17.800	1:35.621	55.905	109.9	1:08:46.358	34	1	2:35.482	43.553	1:12.432	39.497	162.2	1:33:16.183							
25	2	2:46.425	49.081	1:15.305	42.039	151.5	1:11:32.783	35	1	2:34.623	43.567	1:11.119	39.937	163.1	1:35:50.806							
26	2	2:43.096	45.759	1:15.552	41.785	154.6	1:14:15.879	36	1	2:35.624	43.386	1:12.220	40.018	162.0	1:38:26.430							
27	2	2:44.103	45.853	1:16.745	41.505	153.6	1:16:59.982	37	1	2:35.878	44.251	1:11.696	39.931	161.8	1:41:02.308							
28	2	2:44.035	44.970	1:17.193	41.872	153.7	1:19:44.017	38	1	2:35.241	43.605	1:12.161	39.475	162.4	1:43:37.549							
29	2	2:41.531	45.455	1:14.423	41.653	156.1	1:22:25.548	39	1	2:36.378	43.612	1:12.442	40.324	161.2	1:46:13.927							
30	2	2:40.671	45.113	1:14.203	41.355	156.9	1:25:06.219	40	1	2:38.608	43.820	1:12.476	42.312	159.0	1:48:52.535							
31	2	2:41.039	44.978	1:14.898	41.163	156.6	1:27:47.258	41	1	2:39.054	45.656	1:12.889	40.509	158.5	1:51:31.589							
32	2	2:40.571	44.847	1:14.663	41.061	157.0	1:30:27.829	42	1	2:35.711	43.997	1:12.177	39.537	161.9	1:54:07.300							
33	2	2:40.725	45.054	1:14.009	41.662	156.9	1:33:08.554	43	1	2:36.780	43.879	1:12.232	40.669	160.8	1:56:44.080							
34	2	2:41.058	44.777	1:14.941	41.340	156.6	1:35:49.612	44	1	2:37.652	43.562	1:14.389	39.701	159.9	1:59:21.732							
35	2	2:40.530	44.761	1:14.677	41.092	157.1	1:38:30.142	45	1	2:39.031	44.176	1:12.669	42.186	158.5	2:02:00.763							
36	2	2:43.128	45.168	1:16.729	41.231	154.6	1:41:13.270	<div style="border: 1px solid black; padding: 5px;"> 450 Cor Euser Racing 1. Cor EUSER 2. Osman YUSUF Lotus Evora 3 </div>							1	1	2:53.349	50.075	1:19.456	43.818	145.5	2:53.349
37	2	2:40.446	44.945	1:14.432	41.069	157.2	1:43:53.716								2	1	2:48.105	46.894	1:17.412	43.799	150.0	5:41.454
38	2	2:42.819	45.137	1:15.568	42.114	154.9	1:46:36.535								3	1	2:45.409	47.143	1:15.956	42.310	152.4	8:26.863
39	2	2:41.757	45.103	1:15.366	41.288	155.9	1:49:18.292								4	1	2:44.458	47.213	1:15.152	42.093	153.3	11:11.321
40	2	2:41.517	44.853	1:16.118	40.546	156.1	1:51:59.809								5	1	2:44.433	46.909	1:16.050	41.474	153.3	13:55.754
41	2	2:42.227	45.107	1:14.386	42.734	155.4	1:54:42.036								6	1	2:42.926	46.497	1:14.974	41.455	154.8	16:38.680
42	2	2:40.069	44.998	1:14.299	40.772	157.5	1:57:22.105								7	1	2:43.032	46.392	1:15.261	41.379	154.7	19:21.712
43	2	2:40.817	44.704	1:15.592	40.521	156.8	2:00:02.922								8	1	2:42.670	46.424	1:14.924	41.322	155.0	22:04.382
44	2	2:39.592	44.490	1:13.336	41.766	158.0	2:02:42.514								9	1	2:41.780	46.352	1:13.971	41.457	155.9	24:46.162
							MARC Focus V8															
							2															
							3															
							4															
							5															
							6															
							7															
							8															
							9															
							10															
							11															
							12															
							13															
							14															
							15															
							16															
							17															
							18															
							19															
							20															
							21															
							22															
							23															
							24															
							25															
							26															
							27															
							28															
							29															
							30															
							31															
							32															

393 Racer Industries
1. Jake CAMILLERI

1	1	2:46.323	47.171	1:15.812	43.340	151.6	2:46.323
2	1	2:40.050	45.289	1:14.067	40.694	157.5	5:26.373
3	1	2:38.813	44.916	1:13.484	40.413	158.8	8:05.186
4	1	2:35.959	44.226	1:12.027	39.706	161.7	10:41.145
5	1	2:37.024	43.859	1:12.056	41.109	160.6	13:18.169
6	1	2:37.439	45.134	1:12.410	39.895	160.2	15:55.608
7	1	2:37.100	44.298	1:12.476	40.326	160.5	18:32.708
8	1	2:37.189	44.547	1:12.815	39.827	160.4	21:09.897
9	1	2:37.529	44.450	1:12.897	40.182	160.1	23:47.426
10	1	2:37.753	44.562	1:13.029	40.162	159.8	26:25.179
11	1	2:36.779	44.362	1:12.409	40.008	160.8	29:01.958
12	1	2:38.260	44.320	1:14.125	39.815	159.3	31:40.218
13	1	2:36.420	44.509	1:12.144	39.767	161.2	34:16.638
14	1	2:36.206	44.056	1:12.378	39.772	161.4	36:52.844
15	1	2:36.628	44.207	1:12.180	40.241	161.0	39:29.472
16	1	2:36.742	44.200	1:12.346	40.196	160.9	42:06.214
17	1	2:35.850	44.315	1:11.973	39.562	161.8	44:42.064
18	1	2:35.819	43.935	1:12.516	39.368	161.8	47:17.883
19	1	2:35.470	44.210	1:11.701	39.559	162.2	49:53.353
20	1	2:35.489	43.762	1:11.666	40.061	162.2	52:28.842
21	1	2:50.179	45.203	1:16.497	48.479	148.2	55:19.021
22	1	3:05.158	52.523	1:20.432	52.203	136.2	58:24.179
23	1	3:06.094	55.944	1:23.587	46.563	135.5	1:01:30.273



BRITCAR
SPA EURO RACE 2014
RACE 2

Analysis

■ Personal Best
 ■ Session Best
 ■ B Crossing the finish line in pit lane

Lap	D	Time	Sector 1	Sector 2	Sector 3	Kph	Elapsed	Lap	D	Time	Sector 1	Sector 2	Sector 3	Kph	Elapsed
33	2	2:41.806	45.860	1:14.386	41.560	155.8	1:35:41.601								
34	2	2:44.587	46.662	1:15.467	42.458	153.2	1:38:26.188								
35	2	2:41.640	45.754	1:14.458	41.428	156.0	1:41:07.828								
36	2	2:43.852	46.008	1:15.049	42.795	153.9	1:43:51.680								
37	2	2:45.788	46.622	1:15.417	43.749	152.1	1:46:37.468								
38	2	2:50.544	47.509	1:18.810	44.225	147.8	1:49:28.012								
39	2	2:48.688	47.851	1:18.062	42.775	149.5	1:52:16.700								
40	2	2:48.755	48.041	1:17.498	43.216	149.4	1:55:05.455								
41	1	4:51.165	2:50.384	1:17.935	42.846	86.6	1:59:56.620								
42	1	2:45.795	46.930	1:16.182	42.683	152.1	2:02:42.415								