





SPA EURO RACE 2014

FORMULA RENAULT 2.0 ALPS

Results Booklet





FORMULA RENAULT 2.0 ALPS

SPA EURO RACE 2014

COLLECTIVE TESTS

Classification

Nr.	Driver	Nat	Team	Car	Time	Lap	Total	Gap	Avg.Kph
1	17 Charles LECLERC	MCO	FORTEC MOTORSPORTS		2:18.510	16	17	-	182.0
2	19 Nyck DE VRIES	NED	KOIRANEN GP		2:18.551	11	18	+0.041	181.8
3	25 Matevos ISAAKYAN	RUS	JD MOTORSPORT		2:18.719	13	17	+0.209	181.8
4	3 Luke CHUDLEIGH	CAN	TECH 1 RACING		2:18.834	17	18	+0.324	181.6
5	10 George RUSSELL	GBR	KOIRANEN GP		2:18.868	30	30	+0.358	181.6
6	18 Ben BARNICOAT	GBR	FORTEC MOTORSPORTS		2:19.196	30	33	+0.686	181.1
7	32 Alessio ROVERA	ITA	CRAM MOTORSPORT		2:19.365	24	27	+0.855	180.9
8	66 Raoul OWENS	GBR	MARK BURDETT MOTORSPORT		2:19.387	18	19	+0.877	180.9
9	1 Alex BOSAK	POL	PREMA POWERTEAM		2:19.390	18	19	+0.880	180.9
10	27 Dario CAPITANIO	ITA	BVM RACING		2:19.391	11	16	+0.881	180.9
11	21 Philo Paz Patrick ARMAND	IND	TECH 1 RACING		2:19.486	19	19	+0.976	180.8
12	38 Sebastien MORRIS	GBR	FORTEC MOTORSPORTS		2:19.487	24	26	+0.977	180.8
13	29 Akash NANDY	MAL	TECH 1 RACING		2:19.640	18	18	+1.130	180.6
14	4 Hugo DE SADELEER	SUI	TECH 1 RACING		2:19.774	33	33	+1.264	180.4
15	5 Simon GACHET	FRA	ARTA ENGINEERING		2:19.961	17	17	+1.451	180.2
16	22 Pietro FITTIPALDI	BRA	MGR MOTORSPORT		2:20.136	24	27	+1.626	179.9
17	26 Denis KORNEEV	RUS	JD MOTORSPORT		2:20.308	17	18	+1.798	179.7
18	63 Matteo GONFIANTINI	ITA	TS CORSE		2:20.358	32	33	+1.848	179.6
19	72 Jorge CEVALLOS	MEX	FORTEC MOTORSPORTS		2:20.433	30	33	+1.923	179.5
20	12 Marek BOECKMANN	GER	JENZER MOTORSPORT		2:20.556	28	32	+2.046	179.4
21	16 Thiago VIVACQUA	BRA	FORTEC MOTORSPORTS		2:20.730	17	18	+2.220	179.2
22	6 James ALLEN	AUS	ARTA ENGINEERING		2:20.896	15	16	+2.386	179.0
23	70 Hong LI YE	CHN	KOIRANEN MOTORSPORT		2:21.439	25	25	+2.929	178.3
24	8 Kang LING	CHN	KOIRANEN GP		2:21.479	23	24	+2.969	178.2
25	73 Pietro PECCENINI	ITA	TS CORSE		2:21.525	30	33	+3.015	178.2
26	37 Sun ZHENG	CHN	CHINA BRT by JCS		2:21.788	20	20	+3.278	177.8
27	45 Daniele CAZZANIGA	ITA	GSK GRAND PRIX		2:21.867	22	27	+3.357	177.7
28	15 Martin KODRIC	CRO	FORTEC MOTORSPORTS		2:21.919	6	8	+3.409	177.7
29	42 Danylo PRONENKO	UKR	AS MOTORSPORT by GSK		2:21.934	27	28	+3.424	177.6
30	78 Bo YUAN	CHN	KOIRANEN GP		2:22.174	29	35	+3.664	177.3
31	28 Semen EVSTIGNEEV	RUS	BVM RACING		2:22.813	3	3	+4.303	176.6
32	33 Stefan RIENER	AUT	CRAM MOTORSPORT		2:29.988	2	4	+11.478	168.1


Fastest Lap	Lap 16	Charles LECLERC	2:18.510	182.0 Kph
--------------------	--------	-----------------	-----------------	-----------

Published at:

Track Status:

DRY


Race Director:	Timekeeper:
-----------------------	--------------------



FORMULA RENAULT 2.0 ALPS
SPA EURO RACE 2014
COLLECTIVE TESTS

Best Sector Times


SECTOR 1			SECTOR 2			SECTOR 3			Pos	Driver	Ideal Lap	Best Lap
Pos	Driver	Time	Driver	Time	Driver	Time						
1	19 N.DE VRIES	41.011	17 C.LECLERC	1:00.372	19 N.DE VRIES	36.094	1	19 N.DE VRIES	2:17.945	2:18.551	(2)	
2	25 M.ISAAKYAN	41.233	3 L.CHUDLEIGH	1:00.765	25 M.ISAAKYAN	36.202	2	17 C.LECLERC	2:18.333	2:18.510	(1)	
3	10 G.RUSSELL	41.356	19 N.DE VRIES	1:00.840	10 G.RUSSELL	36.208	3	25 M.ISAAKYAN	2:18.362	2:18.719	(3)	
4	29 A.NANDY	41.423	25 M.ISAAKYAN	1:00.927	18 B.BARNICOAT	36.227	4	10 G.RUSSELL	2:18.721	2:18.868	(5)	
5	21 P.ARMAND	41.441	1 A.BOSAK	1:00.962	66 R.OWENS	36.239	5	3 L.CHUDLEIGH	2:18.834	2:18.834	(4)	
6	66 R.OWENS	41.467	38 S.MORRIS	1:00.964	27 D.CAPITANIO	36.299	6	18 B.BARNICOAT	2:18.849	2:19.196	(6)	
7	27 D.CAPITANIO	41.485	18 B.BARNICOAT	1:01.038	3 L.CHUDLEIGH	36.332	7	66 R.OWENS	2:19.000	2:19.387	(8)	
8	12 M.BOECKMANN	41.522	32 A.ROVERA	1:01.103	38 S.MORRIS	36.405	8	1 A.BOSAK	2:19.072	2:19.390	(9)	
9	17 C.LECLERC	41.544	10 G.RUSSELL	1:01.157	21 P.ARMAND	36.408	9	38 S.MORRIS	2:19.099	2:19.487	(12)	
10	18 B.BARNICOAT	41.584	4 H.DE SADELEER	1:01.229	32 A.ROVERA	36.408	10	32 A.ROVERA	2:19.263	2:19.365	(7)	
11	5 S.GACHET	41.605	22 P.FITTIPALDI	1:01.236	17 C.LECLERC	36.417	11	21 P.ARMAND	2:19.288	2:19.486	(11)	
12	63 M.GONFIANTINI	41.628	72 J.CEVALLOS	1:01.285	1 A.BOSAK	36.441	12	29 A.NANDY	2:19.288	2:19.640	(13)	
13	4 H.DE SADELEER	41.650	66 R.OWENS	1:01.294	26 D.KORNEEV	36.520	13	27 D.CAPITANIO	2:19.391	2:19.391	(10)	
14	1 A.BOSAK	41.669	29 A.NANDY	1:01.320	4 H.DE SADELEER	36.525	14	4 H.DE SADELEER	2:19.404	2:19.774	(14)	
15	37 S.ZHENG	41.686	5 S.GACHET	1:01.433	12 M.BOECKMANN	36.529	15	12 M.BOECKMANN	2:19.599	2:20.556	(20)	
16	70 H.LI YE	41.727	21 P.ARMAND	1:01.439	29 A.NANDY	36.545	16	5 S.GACHET	2:19.651	2:19.961	(15)	
17	38 S.MORRIS	41.730	12 M.BOECKMANN	1:01.548	16 T.VIVACQUA	36.549	17	22 P.FITTIPALDI	2:19.805	2:20.136	(16)	
18	3 L.CHUDLEIGH	41.737	27 D.CAPITANIO	1:01.607	6 J.ALLEN	36.575	18	72 J.CEVALLOS	2:19.871	2:20.433	(19)	
19	32 A.ROVERA	41.752	26 D.KORNEEV	1:01.710	22 P.FITTIPALDI	36.592	19	26 D.KORNEEV	2:20.001	2:20.308	(17)	
20	26 D.KORNEEV	41.771	63 M.GONFIANTINI	1:01.861	5 S.GACHET	36.613	20	63 M.GONFIANTINI	2:20.163	2:20.358	(18)	
21	72 J.CEVALLOS	41.857	16 T.VIVACQUA	1:01.871	70 H.LI YE	36.622	21	6 J.ALLEN	2:20.514	2:20.896	(22)	
22	6 J.ALLEN	41.902	6 J.ALLEN	1:02.037	63 M.GONFIANTINI	36.674	22	16 T.VIVACQUA	2:20.626	2:20.730	(21)	
23	15 M.KODRIC	41.965	8 K.LING	1:02.179	72 J.CEVALLOS	36.729	23	70 H.LI YE	2:20.887	2:21.439	(23)	
24	42 D.PRONENKO	41.969	73 P.PECCENINI	1:02.398	45 D.CAZZANIGA	36.753	24	8 K.LING	2:21.039	2:21.479	(24)	
25	22 P.FITTIPALDI	41.977	70 H.LI YE	1:02.538	8 K.LING	36.808	25	73 P.PECCENINI	2:21.321	2:21.525	(25)	
26	73 P.PECCENINI	41.979	78 B.YUAN	1:02.718	42 D.PRONENKO	36.821	26	45 D.CAZZANIGA	2:21.562	2:21.867	(27)	
27	45 D.CAZZANIGA	42.024	45 D.CAZZANIGA	1:02.785	37 S.ZHENG	36.878	27	42 D.PRONENKO	2:21.593	2:21.934	(29)	
28	78 B.YUAN	42.048	42 D.PRONENKO	1:02.803	15 M.KODRIC	36.910	28	37 S.ZHENG	2:21.772	2:21.788	(26)	
29	8 K.LING	42.052	15 M.KODRIC	1:02.938	73 P.PECCENINI	36.944	29	78 B.YUAN	2:21.798	2:22.174	(30)	
30	28 S.EVSTIGNEEV	42.130	37 S.ZHENG	1:03.208	78 B.YUAN	37.032	30	15 M.KODRIC	2:21.813	2:21.919	(28)	
31	16 T.VIVACQUA	42.206	28 S.EVSTIGNEEV	1:03.366	28 S.EVSTIGNEEV	37.213	31	28 S.EVSTIGNEEV	2:22.709	2:22.813	(31)	
32	33 S.RIENER	42.441	33 S.RIENER	1:05.174	33 S.RIENER	37.685	32	33 S.RIENER	2:25.300	2:29.988	(32)	



FORMULA RENAULT 2.0 ALPS
SPA EURO RACE 2014
COLLECTIVE TESTS

Fastest Lap Sequence

Practice Time	Driver	Team	Car	Class	Time	Kph	Lap
5:12.405	38 Sebastien MORRIS	FORTEC MOTORSPORTS			2:24.293	174.7	2
7:34.749	38 Sebastien MORRIS	FORTEC MOTORSPORTS			2:22.344	177.1	3
12:27.300	18 Ben BARNICOAT	FORTEC MOTORSPORTS			2:22.139	177.4	5
12:39.944	10 George RUSSELL	KOIRANEN GP			2:21.564	178.1	5
14:53.657	38 Sebastien MORRIS	FORTEC MOTORSPORTS			2:21.378	178.3	6
15:01.312	10 George RUSSELL	KOIRANEN GP			2:21.368	178.4	6
17:22.620	10 George RUSSELL	KOIRANEN GP			2:21.308	178.4	7
19:43.811	10 George RUSSELL	KOIRANEN GP			2:21.191	178.6	8
22:49.445	12 Marek BOECKMANN	JENZER MOTORSPORT			2:20.830	179.0	7
1:05:34.994	19 Nyck DE VRIES	KOIRANEN GP			2:20.537	179.4	2
1:07:54.425	19 Nyck DE VRIES	KOIRANEN GP			2:19.431	180.8	3
1:22:08.090	10 George RUSSELL	KOIRANEN GP			2:19.323	181.0	20
1:36:39.878	19 Nyck DE VRIES	KOIRANEN GP			2:19.291	181.0	10
1:38:58.429	19 Nyck DE VRIES	KOIRANEN GP			2:18.551	182.0	11
1:59:22.403	17 Charles LECLERC	FORTEC MOTORSPORTS			2:18.510	182.0	16




FORMULA RENAULT 2.0 ALPS

SPA EURO RACE 2014

COLLECTIVE TESTS

Analysis

Lap	Time	Sector 1	Sector 2	Sector 3	Kph	Elapsed	Lap	Time	Sector 1	Sector 2	Sector 3	Kph	Elapsed
13	2:32.638B	42.476	1:03.813	46.349	165.2	1:47:40.431	24	11:45.951	9:59.578	1:09.430	36.943	35.7	1:41:19.896
14	8:05.506	6:24.421	1:03.291	37.794	51.9	1:55:45.937	25	2:22.624	42.061	1:03.832	36.731	176.8	1:43:42.520
15	2:20.896	42.284	1:02.037	36.575	179.0	1:58:06.833	26	2:27.434B	42.155	1:01.847	43.432	171.0	1:46:09.954
16	2:21.677	41.902	1:02.926	36.849	178.0	2:00:28.510	27	8:20.631	6:33.761	1:09.810	37.060	50.4	1:54:30.585
8 Kang LING CHN KOIRANEN GP							28 2:21.710 42.255 1:02.785 36.670 177.9 1:56:52.295						
1	10:28.945				40.1	10:28.945	29	2:19.177	41.810	1:01.159	36.208	181.2	1:59:11.472
2	2:25.541				173.2	12:54.486	30	2:18.868	41.363	1:01.157	36.348	181.6	2:01:30.340
3	2:23.870				175.3	15:18.356	12 Marek BOECKMANN GER JENZER MOTORSPORT						
4	2:22.837				176.5	17:41.193	1	8:32.224	6:32.190	1:18.839	41.195	49.2	8:32.224
5	2:40.313B				157.3	20:21.506	2	2:27.153	43.579	1:06.391	37.183	171.3	10:59.377
6	27:29.425	...	1:05.148	37.458	15.3	47:50.931	3	2:22.617	41.831	1:03.884	36.902	176.8	13:21.994
7	2:24.759	43.402	1:03.871	37.486	174.2	50:15.690	4	2:22.831	41.559	1:04.730	36.542	176.5	15:44.825
8	2:23.182	42.488	1:03.373	37.321	176.1	52:38.872	5	2:21.916	41.800	1:03.338	36.778	177.7	18:06.741
9	2:22.977	42.600	1:03.191	37.186	176.4	55:01.849	6	2:21.874	41.800	1:03.416	36.658	177.7	20:28.615
10	2:23.039	42.660	1:03.355	37.024	176.3	57:24.888	7	2:20.830	41.789	1:02.403	36.638	179.0	22:49.445
11	2:34.333B	42.441	1:04.327	47.565	163.4	59:59.221	8	2:22.088	41.522	1:03.851	36.715	177.5	25:11.533
12	17:39.966	...	1:05.024	37.273	23.8	1:17:39.187	9	2:21.272	41.944	1:02.592	36.736	178.5	27:32.805
13	2:22.756	42.457	1:03.222	37.077	176.6	1:20:01.943	10	2:30.122B	41.617	1:03.078	45.427	168.0	30:02.927
14	2:21.737	42.207	1:02.667	36.863	177.9	1:22:23.680	11	14:09.443	...	1:05.059	37.112	29.7	44:12.370
15	2:22.482	42.213	1:03.072	37.197	177.0	1:24:46.162	12	2:23.973	42.211	1:03.782	37.980	175.1	46:36.343
16	2:21.804	42.052	1:02.761	36.991	177.8	1:27:07.966	13	2:23.123	42.273	1:03.072	37.778	176.2	48:59.466
17	2:35.573B	42.222	1:08.011	45.340	162.1	1:29:43.539	14	2:21.575	41.927	1:02.766	36.882	178.1	51:21.041
18	18:06.881	...	1:08.441	40.921	23.2	1:47:50.420	15	2:22.016	41.944	1:03.291	36.781	177.5	53:43.057
19	2:22.248	42.642	1:02.515	37.091	177.3	1:50:12.668	16	2:22.247	41.970	1:03.240	37.037	177.3	56:05.304
20	2:21.961	42.469	1:02.635	36.857	177.6	1:52:34.629	17	2:34.759B	41.896	1:05.315	47.548	162.9	58:40.063
21	2:21.642	42.407	1:02.179	37.056	178.0	1:54:56.271	18	19:56.162	...	1:06.968	37.233	21.1	1:18:36.225
22	2:21.796	42.346	1:02.642	36.808	177.8	1:57:18.067	19	2:23.332	42.594	1:03.865	36.873	175.9	1:20:59.557
23	2:21.479	42.262	1:02.380	36.837	178.2	1:59:39.546	20	2:20.972	42.187	1:01.982	36.803	178.9	1:23:20.529
24	2:44.067	55.531	1:10.990	37.546	153.7	2:02:23.613	21	2:21.690	41.968	1:02.982	36.740	178.0	1:25:42.219
10 George RUSSELL GBR KOIRANEN GP							22 2:21.037 41.932 1:02.404 36.701 178.8 1:28:03.256						
1	3:02.720	1:08.081	1:14.634	40.005	138.0	3:02.720	23	2:24.164	41.911	1:05.171	37.082	174.9	1:30:27.420
2	2:28.936	45.696	1:06.458	36.782	169.3	5:31.656	24	2:30.053B	42.503	1:02.735	44.815	168.0	1:32:57.473
3	2:24.101	43.523	1:04.167	36.411	175.0	7:55.757	25	10:47.126	9:00.262	1:08.835	38.029	39.0	1:43:44.599
4	2:22.623	42.956	1:02.641	37.026	176.8	10:18.380	26	2:21.073	41.968	1:02.331	36.774	178.7	1:46:05.672
5	2:21.564	42.002	1:02.709	36.853	178.1	12:39.944	27	2:20.888	42.280	1:02.079	36.529	179.0	1:48:26.560
6	2:21.368	42.061	1:02.569	36.738	178.4	15:01.312	28	2:20.556	41.815	1:01.548	37.193	179.4	1:50:47.116
7	2:21.308	42.082	1:02.452	36.774	178.4	17:22.620	29	2:21.264	41.913	1:02.644	36.707	178.5	1:53:08.380
8	2:21.191	42.041	1:02.515	36.635	178.6	19:43.811	30	2:22.079	41.908	1:03.339	36.832	177.5	1:55:30.459
9	2:21.431	42.083	1:02.560	36.788	178.3	22:05.242	31	2:21.058	41.756	1:02.653	36.649	178.8	1:57:51.517
10	2:32.812B	42.231	1:02.521	48.060	165.0	24:38.054	32	2:29.146B	41.771	1:02.921	44.454	169.1	2:00:20.663
11	19:05.270	...	1:05.501	37.272	22.0	43:43.324	15 Martin KODRIC CRO FORTEC MOTORSPORTS						
12	2:22.652	42.458	1:03.363	36.831	176.8	46:05.976	1	4:01.887	1:57.740	1:21.443	42.704	104.2	4:01.887
13	2:21.300	42.231	1:02.349	36.720	178.4	48:27.276	2	2:49.445B	49.750	1:09.221	50.474	148.8	6:51.332
14	2:21.283	42.209	1:02.390	36.684	178.5	50:48.559	3	3:36.831	1:51.360	1:06.524	38.947	116.3	10:28.163
15	2:21.098	42.053	1:02.320	36.725	178.7	53:09.657	4	2:23.059	42.582	1:03.567	36.910	176.2	12:51.222
16	2:30.599B	42.138	1:02.488	45.973	167.4	55:40.256	5	2:21.999	42.022	1:02.977	37.000	177.6	15:13.221
17	15:36.234B	...	1:21.760	54.108	26.9	1:11:16.490	6	2:21.919	41.965	1:02.938	37.016	177.7	17:35.140
18	6:12.580	4:29.898	1:05.540	37.142	67.7	1:17:29.070	7	2:33.804B	41.965	1:06.174	45.665	163.9	20:08.944
19	2:19.697	42.029	1:01.374	36.294	180.5	1:19:48.767	8	12:00.773	...	1:03.713	37.447	35.0	32:09.717
20	2:19.323	41.814	1:01.196	36.313	181.0	1:22:08.090	16 Thiago VIVACQUA BRA FORTEC MOTORSPORTS						
21	2:37.232	41.356	1:14.465	41.411	160.4	1:24:45.322							
22	2:19.885	42.003	1:01.507	36.375	180.2	1:27:05.207							
23	2:28.738B	41.711	1:01.632	45.395	169.5	1:29:33.945							




FORMULA RENAULT 2.0 ALPS

SPA EURO RACE 2014

COLLECTIVE TESTS

Analysis

Lap	Time	Sector 1	Sector 2	Sector 3	Kph	Elapsed	Lap	Time	Sector 1	Sector 2	Sector 3	Kph	Elapsed
17	2:19.688	41.841	1:01.439	36.408	180.5	1:56:43.929	1	1:03:37.534	...	1:11.455	41.262	6.6	1:03:37.534
18	2:19.545	41.574	1:01.470	36.501	180.7	1:59:03.474	2	2:23.101	42.568	1:03.414	37.119	176.2	1:06:00.635
19	2:19.486	41.441	1:01.506	36.539	180.8	2:01:22.960	3	2:22.087	42.095	1:03.016	36.976	177.5	1:08:22.722
22 Pietro FITTIPALDI BRA MGR MOTORSPORT							4 2:36.215 B 42.091 1:05.215 48.909 161.4 1:10:58.937 5 9:21.721 7:32.850 1:09.436 39.435 44.9 1:20:20.658 6 2:22.389 42.317 1:03.041 37.031 177.1 1:22:43.047 7 2:21.564 42.121 1:02.518 36.925 178.1 1:25:04.611 8 2:21.296 42.165 1:02.189 36.942 178.4 1:27:25.907 9 2:21.397 42.145 1:02.328 36.924 178.3 1:29:47.304 10 2:21.115 42.059 1:02.154 36.902 178.7 1:32:08.419 11 2:21.183 41.888 1:02.283 37.012 178.6 1:34:29.602 12 2:29.734 B 41.949 1:02.760 45.025 168.4 1:36:59.336 13 11:24.688 9:41.412 1:05.856 37.420 36.8 1:48:24.024 14 2:20.514 42.205 1:01.710 36.599 179.4 1:50:44.538 15 2:20.933 42.192 1:02.079 36.662 178.9 1:53:05.471 16 2:21.668 41.924 1:02.910 36.834 178.0 1:55:27.139 17 2:20.308 41.959 1:01.829 36.520 179.7 1:57:47.447 18 2:29.395 B 41.771 1:02.355 45.269 168.8 2:00:16.842						
25 Matevos ISAAKYAN RUS JD MOTORSPORT							27 Dario CAPITANIO ITA BVM RACING						
1	1:03:37.347	...	1:07.485	37.987	6.6	1:03:37.347	1	1:02:29.319	...	1:07.705	37.173	6.7	1:02:29.319
2	2:21.313	42.259	1:02.482	36.572	178.4	1:05:58.660	2	2:21.812	42.480	1:02.817	36.515	177.8	1:04:51.131
3	2:19.917	41.709	1:01.474	36.734	180.2	1:08:18.577	3	2:20.824	41.800	1:02.524	36.500	179.0	1:07:11.955
4	2:39.513 B	41.481	1:09.167	48.865	158.1	1:10:58.090	4	2:33.171 B	41.774	1:02.493	48.904	164.6	1:09:45.126
5	7:31.415	5:52.701	1:02.241	36.473	55.9	1:18:29.505	5	9:13.019	7:32.779	1:03.685	36.555	45.6	1:18:58.145
6	2:20.077	41.859	1:01.808	36.410	180.0	1:20:49.582	6	2:20.855	41.643	1:02.780	36.432	179.0	1:21:19.000
7	2:19.673	41.619	1:01.580	36.474	180.5	1:23:09.255	7	2:28.552 B	41.928	1:02.618	44.006	169.7	1:23:47.552
8	2:20.007	41.695	1:01.809	36.503	180.1	1:25:29.262	8	12:23.633	...	1:05.349	36.784	33.9	1:36:11.185
9	2:19.801	41.604	1:01.817	36.380	180.4	1:27:49.063	9	2:20.450	41.888	1:02.084	36.478	179.5	1:38:31.635
10	2:54.953 B	41.305	1:26.904	46.744	144.1	1:30:44.016	10	2:19.835	41.653	1:01.766	36.416	180.3	1:40:51.470
11	8:50.902	7:10.501	1:03.892	36.509	47.5	1:39:34.918	11	2:19.391	41.485	1:01.607	36.299	180.9	1:43:10.861
12	2:19.645	41.744	1:01.500	36.401	180.6	1:41:54.563	12	2:34.772	42.208	1:15.494	37.070	162.9	1:45:45.633
13	2:18.719	41.590	1:00.927	36.202	181.8	1:44:13.282	13	2:27.989 B	41.729	1:02.189	44.071	170.4	1:48:13.622
14	2:19.170	41.488	1:01.230	36.452	181.2	1:46:32.452	14	9:11.581	7:32.278	1:02.679	36.624	45.7	1:57:25.203
15	2:19.127	41.233	1:01.447	36.447	181.2	1:48:51.579	15	2:20.542	41.829	1:02.164	36.549	179.4	1:59:45.745
16	2:19.386	41.383	1:01.480	36.523	180.9	1:51:10.965	16	2:23.384	44.376	1:02.271	36.737	175.9	2:02:09.129
17	2:49.606 B	46.271	1:14.797	48.538	148.7	1:54:00.571	28 Semen EVSTIGNEEV RUS BVM RACING						
26 Denis KORNEEV RUS JD MOTORSPORT							1	1:02:46.714	...	1:11.923	41.033	6.7	1:02:46.714
							2	2:23.530	42.524	1:03.793	37.213	175.7	1:05:10.244
							3	2:22.813	42.130	1:03.366	37.317	176.6	1:07:33.057
							29 Akash NANDY MAL TECH 1 RACING						
							1	1:03:59.603	...	1:08.710	37.916	6.6	1:03:59.603
							2	2:23.000	42.579	1:03.368	37.053	176.3	1:06:22.603
							3	2:21.235	42.017	1:02.383	36.835	178.5	1:08:43.838
							4	2:37.871 B	42.059	1:09.542	46.270	159.7	1:11:21.709
							5	7:23.647	5:43.240	1:03.194	37.213	56.8	1:18:45.356
							6	2:21.355	42.065	1:02.387	36.903	178.4	1:21:06.711
							7	2:21.123	41.754	1:02.339	37.030	178.7	1:23:27.834
							8	2:27.268 B	41.791	1:02.205	43.272	171.2	1:25:55.102
							9	6:50.712	5:09.006	1:04.661	37.045	61.4	1:32:45.814
							10	2:20.762	41.975	1:02.041	36.746	179.1	1:35:06.576



FORMULA RENAULT 2.0 ALPS

SPA EURO RACE 2014

COLLECTIVE TESTS

Analysis

■ Personal Best
 ■ Session Best
 ■ B Crossing the finish line in pit lane

Lap	Time	Sector 1	Sector 2	Sector 3	Kph	Elapsed	Lap	Time	Sector 1	Sector 2	Sector 3	Kph	Elapsed
11	2:19.829	41.786	1:01.385	36.658	180.3	1:37:26.405	9	2:36.318 B	42.235	1:06.818	47.265	161.3	58:39.180
12	2:20.199	41.917	1:01.379	36.903	179.8	1:39:46.604	10	11:58.789 B	9:59.460	1:08.389	50.940	35.1	1:10:37.969
13	2:20.419	41.797	1:01.796	36.826	179.6	1:42:07.023	11	8:23.470	6:41.145	1:05.078	37.247	50.1	1:19:01.439
14	2:29.109 B	41.834	1:03.010	44.265	169.1	1:44:36.132	12	2:23.505	42.312	1:04.187	37.006	175.7	1:21:24.944
15	9:10.630	7:28.811	1:04.866	36.953	45.8	1:53:46.762	13	2:23.472	41.959	1:04.460	37.053	175.7	1:23:48.416
16	2:20.108	41.925	1:01.521	36.662	180.0	1:56:06.870	14	2:42.341 B	50.366	1:05.258	46.717	155.3	1:26:30.757
17	2:26.262	41.423	1:03.034	41.805	172.4	1:58:33.132	15	12:19.251	...	1:08.532	37.189	34.1	1:38:50.008
18	2:19.640	41.775	1:01.320	36.545	180.6	2:00:52.772	16	2:22.464	42.129	1:03.232	37.103	177.0	1:41:12.472
							17	2:45.466 B	42.311	1:10.234	52.921	152.4	1:43:57.938
							18	12:07.629	...	1:05.886	37.077	34.7	1:56:05.567
							19	2:22.119	41.838	1:03.403	36.878	177.4	1:58:27.686
							20	2:21.788	41.686	1:03.208	36.894	177.8	2:00:49.474


32 Alessio ROVERA ITA						
CRAM MOTORSPORT						
Lap	Time	Sector 1	Sector 2	Sector 3	Kph	Elapsed
1	7:24.890	5:32.093	1:13.493	39.304	56.7	7:24.890
2	2:32.319	46.436	1:08.363	37.520	165.5	9:57.209
3	2:25.139	43.276	1:04.965	36.898	173.7	12:22.348
4	2:22.833	42.215	1:03.630	36.988	176.5	14:45.181
5	2:21.835	42.101	1:02.923	36.811	177.8	17:07.016
6	2:21.745	42.085	1:02.784	36.876	177.9	19:28.761
7	2:21.689	42.216	1:02.706	36.767	178.0	21:50.450
8	2:21.034	42.034	1:02.311	36.689	178.8	24:11.484
9	2:33.111 B	41.952	1:05.097	46.062	164.7	26:44.595
10	22:16.099	...	1:12.107	43.331	18.9	49:00.694
11	2:22.210	42.179	1:03.114	36.917	177.3	51:22.904
12	2:32.324	41.830	1:11.275	39.219	165.5	53:55.228
13	2:23.305	42.187	1:03.159	37.959	175.9	56:18.533
14	2:39.091 B	42.010	1:07.726	49.355	158.5	58:57.624
15	21:55.450	...	1:10.649	41.378	19.2	1:20:53.074
16	2:21.978	42.296	1:02.797	36.885	177.6	1:23:15.052
17	2:21.315	42.105	1:02.310	36.900	178.4	1:25:36.367
18	2:21.448	42.150	1:02.466	36.832	178.3	1:27:57.815
19	2:39.031	42.017	1:14.950	42.064	158.5	1:30:36.846
20	2:21.022	42.032	1:02.178	36.812	178.8	1:32:57.868
21	2:35.298 B	42.028	1:08.057	45.213	162.4	1:35:33.166
22	9:23.931	7:35.396	1:09.229	39.306	44.7	1:44:57.097
23	2:19.787	42.259	1:01.103	36.425	180.4	1:47:16.884
24	2:19.365	41.753	1:01.204	36.408	180.9	1:49:36.249
25	2:20.996	41.842	1:01.553	37.601	178.8	1:51:57.245
26	2:34.493	42.119	1:14.534	37.840	163.2	1:54:31.738
27	2:32.399 B	41.752	1:06.659	43.988	165.4	1:57:04.137

33 Stefan RIENER AUT						
CRAM MOTORSPORT						
Lap	Time	Sector 1	Sector 2	Sector 3	Kph	Elapsed
1	10:57.862	9:02.843	1:16.458	38.561	38.3	10:57.862
2	2:29.988	43.906	1:08.397	37.685	168.1	13:27.850
3	2:46.207 B	42.441	1:05.174	58.592	151.7	16:14.057
4	1:07:16.288 B	...	1:09.110	48.276	6.2	1:23:30.345

37 Sun ZHENG CHN						
CHINA BRT by JCS						
Lap	Time	Sector 1	Sector 2	Sector 3	Kph	Elapsed
1	10:09.674	8:15.430	1:15.485	38.759	41.4	10:09.674
2	2:38.824 B	42.767	1:07.717	48.340	158.8	12:48.498
3	31:01.050	...	1:09.226	37.849	13.5	43:49.548
4	2:26.773	42.781	1:06.445	37.547	171.8	46:16.321
5	2:24.991	42.385	1:05.296	37.310	173.9	48:41.312
6	2:24.850	42.784	1:04.942	37.124	174.1	51:06.162
7	2:24.135	42.158	1:04.896	37.081	174.9	53:30.297
8	2:32.565	49.114	1:06.048	37.403	165.3	56:02.862

38 Sebastien MORRIS GBR						
FORTEC MOTORSPORTS						
Lap	Time	Sector 1	Sector 2	Sector 3	Kph	Elapsed
1	2:48.112	56.847	1:12.543	38.722	150.0	2:48.112
2	2:24.293	43.419	1:04.149	36.725	174.7	5:12.405
3	2:22.344	43.133	1:02.649	36.562	177.1	7:34.749
4	2:28.821	42.661	1:06.964	39.196	169.4	10:03.570
5	2:28.709	41.947	1:09.585	37.177	169.6	12:32.279
6	2:21.378	41.764	1:02.585	37.029	178.3	14:53.657
7	2:27.829 B	41.730	1:02.936	43.163	170.6	17:21.486
8	9:21.468	7:36.768	1:04.306	40.394	44.9	26:42.954
9	2:21.467	42.241	1:02.273	36.953	178.2	29:04.421
10	2:23.140	41.995	1:02.606	38.539	176.2	31:27.561
11	2:21.304	41.930	1:02.318	37.056	178.4	33:48.865
12	2:34.912 B	41.937	1:07.498	45.477	162.8	36:23.777
13	17:46.150	...	1:07.917	42.366	23.6	54:09.927
14	2:22.158	42.559	1:02.622	36.977	177.4	56:32.085
15	2:32.226 B	42.031	1:04.079	46.116	165.6	59:04.311
16	20:47.669	...	1:11.270	43.484	20.2	1:19:51.980
17	2:21.741	42.676	1:02.018	37.047	177.9	1:22:13.721
18	2:19.765	41.969	1:01.061	36.735	180.4	1:24:33.486
19	2:19.498	41.951	1:01.142	36.405	180.7	1:26:52.984
20	2:29.912 B	45.385	1:02.299	42.228	168.2	1:29:22.896
21	20:50.646	...	1:08.463	43.703	20.2	1:50:13.542
22	2:27.134	45.482	1:04.817	36.835	171.4	1:52:40.676
23	2:20.555	41.995	1:01.024	37.536	179.4	1:55:01.231
24	2:19.487	41.871	1:00.964	36.652	180.8	1:57:20.718
25	2:27.892	41.767	1:05.755	40.370	170.5	1:59:48.610
26	2:32.899 B	41.914	1:06.054	44.931	164.9	2:02:21.509

42 Danylo PRONENKO UKR						
AS MOTORSPORT by GSK						
Lap	Time	Sector 1	Sector 2	Sector 3	Kph	Elapsed
1	3:29.734	1:35.141	1:14.886	39.707	120.2	3:29.734
2	2:30.245	45.427	1:06.748	38.070	167.8	5:59.979
3	2:29.740	43.585	1:08.630	37.525	168.4	8:29.719
4	2:25.444	42.869	1:04.905	37.670	173.4	10:55.163
5	2:24.620	42.231	1:04.806	37.583	174.3	13:19.783
6	2:26.557	42.344	1:04.944	39.269	172.0	15:46.340
7	2:23.362	42.095	1:04.271	36.996	175.9	18:09.702
8	2:43.809 B	41.969	1:07.703	54.137	153.9	20:53.511
9	39:17.416	...	1:09.538	37.721	10.7	1:00:10.927
10	2:25.133	42.896	1:04.938	37.299	173.7	1:02:36.060
11	2:23.878	42.584	1:03.819	37.475	175.2	1:04:59.938
12	2:24.763	42.969	1:03.636	38.158	174.2	1:07:24.701
13	2:32.895 B	42.313	1:03.576	47.006	164.9	1:09:57.596



FORMULA RENAULT 2.0 ALPS

SPA EURO RACE 2014

COLLECTIVE TESTS

Analysis

■ Personal Best
 ■ Session Best
 ■ Crossing the finish line in pit lane

Lap	Time	Sector 1	Sector 2	Sector 3	Kph	Elapsed	Lap	Time	Sector 1	Sector 2	Sector 3	Kph	Elapsed
14	11:20.910	9:35.353	1:06.373	39.184	37.0	1:21:18.506	10	2:36.069 B	43.999	1:04.282	47.788	161.6	34:55.582
15	2:24.367	43.529	1:03.763	37.075	174.7	1:23:42.873	11	11:33.580	9:51.328	1:04.655	37.597	36.4	46:29.162
16	2:26.760	42.905	1:05.022	38.833	171.8	1:26:09.633	12	2:23.067	42.189	1:03.860	37.018	176.2	48:52.229
17	2:24.644	42.320	1:05.273	37.051	174.3	1:28:34.277	13	2:22.983	41.879	1:04.009	37.095	176.3	51:15.212
18	2:23.130	42.384	1:03.678	37.068	176.2	1:30:57.407	14	2:22.280	41.886	1:03.313	37.081	177.2	53:37.492
19	2:24.529	42.362	1:04.924	37.243	174.5	1:33:21.936	15	2:22.942	42.245	1:03.731	36.966	176.4	56:00.434
20	2:23.185	42.467	1:03.616	37.102	176.1	1:35:45.121	16	2:22.094	41.964	1:03.270	36.860	177.4	58:22.528
21	2:23.202	42.371	1:03.717	37.114	176.1	1:38:08.323	17	2:22.491	42.040	1:03.319	37.132	177.0	1:00:45.019
22	2:36.573 B	43.232	1:05.126	48.215	161.0	1:40:44.896	18	2:30.773 B	41.989	1:03.612	45.172	167.2	1:03:15.792
23	9:02.573	7:18.804	1:06.205	37.564	46.5	1:49:47.469	19	16:08.714	...	1:07.305	37.420	26.0	1:19:24.506
24	2:23.804	43.744	1:03.096	36.964	175.3	1:52:11.273	20	2:21.901	42.526	1:02.554	36.821	177.7	1:21:46.407
25	2:22.561	42.356	1:03.113	37.092	176.9	1:54:33.834	21	2:21.234	42.068	1:02.303	36.863	178.5	1:24:07.641
26	2:22.133	42.315	1:02.902	36.916	177.4	1:56:55.967	22	2:20.936	41.968	1:02.232	36.736	178.9	1:26:28.577
27	2:21.934	42.224	1:02.803	36.907	177.6	1:59:17.901	23	2:20.890	41.961	1:02.108	36.821	179.0	1:28:49.467
28	2:22.318	42.227	1:03.270	36.821	177.2	2:01:40.219	24	2:22.345	41.819	1:03.081	37.445	177.1	1:31:11.812

45

Daniele CAZZANIGA

ITA

GSK GRAND PRX

1	3:31.660	1:38.964	1:13.687	39.009	119.1	3:31.660
2	2:29.675	45.087	1:07.567	37.021	168.5	6:01.335
3	2:27.216	43.277	1:06.846	37.093	171.3	8:28.551
4	2:26.115	42.759	1:05.689	37.667	172.6	10:54.666
5	2:52.243 B	42.225	1:16.595	53.423	146.4	13:46.909
6	42:57.495	...	1:06.703	37.400	9.8	56:44.404
7	2:23.836	42.436	1:04.316	37.084	175.3	59:08.240
8	2:23.223	42.051	1:04.116	37.056	176.0	1:01:31.463
9	2:23.897	42.119	1:04.749	37.029	175.2	1:03:55.360
10	2:23.068	42.024	1:03.957	37.087	176.2	1:06:18.428
11	2:23.844	42.381	1:04.245	37.218	175.3	1:08:42.272
12	2:36.509 B	42.308	1:05.303	48.898	161.1	1:11:18.781
13	8:23.112	6:38.970	1:06.645	37.497	50.1	1:19:41.893
14	2:22.699	42.237	1:03.485	36.977	176.7	1:22:04.592
15	2:22.927	42.543	1:03.413	36.971	176.4	1:24:27.519
16	2:22.975	42.528	1:03.275	37.172	176.4	1:26:50.494
17	2:22.958	42.445	1:03.386	37.127	176.4	1:29:13.452
18	2:31.222 B	42.184	1:03.441	45.597	166.7	1:31:44.674
19	8:18.626	6:37.008	1:04.865	36.753	50.6	1:40:03.300
20	2:21.948	42.232	1:02.940	36.776	177.6	1:42:25.248
21	2:22.394	42.670	1:02.897	36.827	177.1	1:44:47.642
22	2:21.867	42.283	1:02.785	36.799	177.7	1:47:09.509
23	2:22.434	42.249	1:03.117	37.068	177.0	1:49:31.943
24	2:34.942	42.406	1:15.622	36.914	162.7	1:52:06.885
25	2:51.978 B	42.162	1:19.803	50.013	146.6	1:54:58.863
26	3:06.949	1:25.563	1:03.636	37.750	134.9	1:58:05.812
27	2:25.323	42.266	1:06.164	36.893	173.5	2:00:31.135

63

Matteo GONFIANTINI

ITA

TS CORSE

1	8:57.223	7:01.228	1:16.778	39.217	46.9	8:57.223
2	2:30.292	44.630	1:07.986	37.676	167.8	11:27.515
3	2:25.825	42.236	1:06.590	36.999	172.9	13:53.340
4	2:23.429	41.941	1:04.430	37.058	175.8	16:16.769
5	2:32.523 B	41.889	1:04.343	46.291	165.3	18:49.292
6	6:23.044	4:40.420	1:05.835	36.789	65.8	25:12.336
7	2:21.698	41.646	1:03.201	36.851	177.9	27:34.034
8	2:23.479	41.689	1:04.168	37.622	175.7	29:57.513
9	2:22.000	41.873	1:03.083	37.044	177.6	32:19.513

66

Raoul OWENS

GBR

MARK BURDETT MOTORSPORT

1	1:04:10.586	...	1:06.366	37.344	6.5	1:04:10.586
2	2:22.476	42.681	1:02.958	36.837	177.0	1:06:33.062
3	2:21.051	41.934	1:02.483	36.634	178.8	1:08:54.113
4	2:43.543 B	41.905	1:11.401	50.237	154.2	1:11:37.656
5	6:01.913	4:22.057	1:03.126	36.730	69.7	1:17:39.569
6	2:21.081	41.843	1:02.564	36.674	178.7	1:20:00.650
7	2:20.333	41.659	1:02.231	36.443	179.7	1:22:20.983
8	2:20.572	41.650	1:02.094	36.828	179.4	1:24:41.555
9	2:20.574	41.669	1:02.351	36.554	179.4	1:27:02.129
10	2:28.601 B	41.611	1:02.854	44.136	169.7	1:29:30.730
11	7:26.162	5:38.076	1:08.327	39.759	56.5	1:36:56.892
12	2:28.946	43.042	1:08.985	36.919	169.3	1:39:25.838
13	2:19.875	42.010	1:01.403	36.462	180.3	1:41:45.713
14	2:19.546	41.767	1:01.404	36.375	180.7	1:44:05.259
15	2:19.389	41.783	1:01.294	36.312	180.9	1:46:24.648
16	2:29.094 B	42.174	1:03.181	43.739	169.1	1:48:53.742
17	6:39.156	4:56.009	1:05.294	37.853	63.2	1:55:32.898
18	2:19.387	41.737	1:01.337	36.313	180.9	1:57:52.285
19	2:19.484	41.467	1:01.778	36.239	180.8	2:00:11.769


70

Hong LI YE

CHN

KOIRANEN MOTORSPORT

1	7:39.463 B	5:34.525	1:14.528	50.410	54.9	7:39.463
2	5:22.588 B	3:24.566	1:09.506	48.516	78.2	13:02.051
3	23:20.989 B	...	1:08.987	49.285	18.0	36:23.040
4	7:33.070	5:50.727	1:05.097	37.246	55.7	43:56.110
5	2:24.966	43.129	1:04.614	37.223	173.9	46:21.076
6	2:29.661	43.483	1:05.234	40.944	168.5	48:50.737
7	2:37.667 B	42.713	1:05.816	49.138	159.9	51:28.404
8	9:37.889	7:50.526	1:09.542	37.821	43.6	1:01:06.293



FORMULA RENAULT 2.0 ALPS

SPA EURO RACE 2014

COLLECTIVE TESTS

Analysis

■ Personal Best
 ■ Session Best
 ■ Crossing the finish line in pit lane

Lap	Time	Sector 1	Sector 2	Sector 3	Kph	Elapsed	Lap	Time	Sector 1	Sector 2	Sector 3	Kph	Elapsed
9	2:23.250	42.623	1:03.727	36.900	176.0	1:03:29.543	2	2:33.386	44.557	1:09.575	39.254	164.4	11:29.959
10	2:22.510	41.967	1:03.489	37.054	176.9	1:05:52.053	3	2:26.097	42.369	1:06.247	37.481	172.6	13:56.056
11	2:22.323	41.727	1:03.809	36.787	177.2	1:08:14.376	4	2:34.759 B	42.508	1:05.501	46.750	162.9	16:30.815
12	2:38.994 B	43.264	1:05.514	50.216	158.6	1:10:53.370	5	6:12.768	4:28.661	1:06.584	37.523	67.6	22:43.583
13	7:11.076	5:29.793	1:04.330	36.953	58.5	1:18:04.446	6	2:24.451	42.427	1:04.628	37.396	174.6	25:08.034
14	2:22.851	42.245	1:03.754	36.852	176.5	1:20:27.297	7	2:23.861	42.430	1:04.077	37.354	175.3	27:31.895
15	2:21.828	41.931	1:03.025	36.872	177.8	1:22:49.125	8	2:27.197	42.355	1:05.242	39.600	171.3	29:59.092
16	2:22.455	41.918	1:03.504	37.033	177.0	1:25:11.580	9	2:23.357	42.209	1:04.002	37.146	175.9	32:22.449
17	2:24.482	42.110	1:05.377	36.995	174.5	1:27:36.062	10	2:34.330 B	41.979	1:04.282	48.069	163.4	34:56.779
18	2:22.587	41.939	1:03.732	36.916	176.8	1:29:58.649	11	11:40.061	9:54.945	1:07.406	37.710	36.0	46:36.840
19	2:35.278 B	42.456	1:07.335	45.487	162.4	1:32:33.927	12	2:25.340	42.288	1:04.476	38.576	173.5	49:02.180
20	15:43.658	...	1:09.599	37.407	26.7	1:48:17.585	13	2:23.729	42.283	1:04.209	37.237	175.4	51:25.909
21	2:22.422	42.501	1:03.089	36.832	177.0	1:50:40.007	14	2:24.135	42.391	1:04.444	37.300	174.9	53:50.044
22	2:21.986	42.317	1:02.783	36.886	177.6	1:53:01.993	15	2:23.776	42.465	1:04.018	37.293	175.4	56:13.820
23	2:22.826	42.164	1:03.740	36.922	176.5	1:55:24.819	16	2:23.684	42.367	1:04.062	37.255	175.5	58:37.504
24	2:21.738	42.299	1:02.817	36.622	177.9	1:57:46.557	17	2:23.760	42.406	1:04.012	37.342	175.4	1:01:01.264
25	2:21.439	42.032	1:02.538	36.869	178.3	2:00:07.996	18	2:35.304 B	42.444	1:05.728	47.132	162.4	1:03:36.568

72 **Jorge CEVALLOS** MEX
 FORTEC MOTORSPORTS


1	2:50.522	59.133	1:12.506	38.883	147.9	2:50.522
2	2:26.826	44.248	1:05.636	36.942	171.7	5:17.348
3	2:25.126	43.202	1:04.591	37.333	173.7	7:42.474
4	2:25.173	43.468	1:04.074	37.631	173.7	10:07.647
5	2:23.028	42.414	1:03.352	37.262	176.3	12:30.675
6	2:22.244	42.114	1:03.043	37.087	177.3	14:52.919
7	2:24.736	42.094	1:05.344	37.298	174.2	17:17.655
8	2:22.810	42.335	1:03.285	37.190	176.6	19:40.465
9	2:38.272 B	42.228	1:04.934	51.110	159.3	22:18.737
10	7:11.970	5:29.083	1:04.865	38.022	58.4	29:30.707
11	2:23.170	42.201	1:03.778	37.191	176.1	31:53.877
12	2:22.619	42.158	1:03.299	37.162	176.8	34:16.496
13	2:47.711 B	45.418	1:12.380	49.913	150.3	37:04.207
14	7:54.085	6:11.711	1:04.788	37.586	53.2	44:58.292
15	2:22.538	42.248	1:03.202	37.088	176.9	47:20.830
16	2:23.268	42.297	1:03.752	37.219	176.0	49:44.098
17	2:22.780	42.138	1:03.272	37.370	176.6	52:06.878
18	2:22.823	42.123	1:03.488	37.212	176.5	54:29.701
19	2:23.189	42.400	1:03.771	37.018	176.1	56:52.890
20	2:31.646 B	42.289	1:03.816	45.541	166.3	59:24.536
21	19:53.007	...	1:10.957	43.239	21.1	1:19:17.543
22	2:20.990	42.354	1:01.795	36.841	178.8	1:21:38.533
23	2:20.796	42.091	1:01.795	36.910	179.1	1:23:59.329
24	2:21.009	42.051	1:01.765	37.193	178.8	1:26:20.338
25	2:32.423	45.291	1:09.061	38.071	165.4	1:28:52.761
26	2:21.766	42.031	1:02.519	37.216	177.9	1:31:14.527
27	2:34.088 B	42.115	1:06.370	45.603	163.6	1:33:48.615
28	15:01.293	...	1:10.633	38.732	28.0	1:48:49.908
29	2:20.526	42.107	1:01.602	36.817	179.4	1:51:10.434
30	2:20.433	42.091	1:01.285	37.057	179.5	1:53:30.867
31	2:31.467	44.689	1:07.516	39.262	166.5	1:56:02.334
32	2:23.270	41.981	1:04.322	36.967	176.0	1:58:25.604
33	2:20.848	41.857	1:02.262	36.729	179.0	2:00:46.452

73 **Pietro PECCENINI** ITA
 TS CORSE

1	8:56.573	6:58.837	1:17.872	39.864	47.0	8:56.573
---	----------	----------	----------	--------	------	----------

78 **Bo YUAN** CHN
 KOIRANEN GP

1	6:35.802	4:40.438	1:14.240	41.124	63.7	6:35.802
2	2:33.980	47.381	1:08.608	37.991	163.7	9:09.782
3	2:29.538	44.586	1:07.142	37.810	168.6	11:39.320
4	2:26.769	44.143	1:05.386	37.240	171.8	14:06.089
5	2:24.546	42.448	1:04.890	37.208	174.4	16:30.635
6	2:24.546	42.403	1:04.804	37.339	174.4	18:55.181
7	2:23.966	42.287	1:04.372	37.307	175.1	21:19.147
8	2:23.996	42.364	1:04.309	37.323	175.1	23:43.143
9	2:23.752	42.336	1:04.076	37.340	175.4	26:06.895
10	2:24.367	42.362	1:04.139	37.866	174.7	28:31.262
11	2:25.554	42.221	1:05.792	37.541	173.2	30:56.816
12	2:23.647	42.245	1:03.877	37.525	175.5	33:20.463
13	2:50.264 B	42.145	1:13.856	54.263	148.1	36:10.727
14	9:36.161	7:49.875	1:08.803	37.483	43.8	45:46.888
15	2:24.663	42.500	1:04.748	37.415	174.3	48:11.551
16	2:23.788	42.361	1:04.051	37.376	175.4	50:35.339
17	2:23.306	42.200	1:03.792	37.314	175.9	52:58.645
18	2:28.653	42.335	1:08.771	37.547	169.6	55:27.298
19	2:28.528	42.625	1:07.521	38.382	169.8	57:55.826
20	2:34.366	47.444	1:09.181	37.741	163.3	1:00:30.192
21	2:41.418 B	45.398	1:07.645	48.375	156.2	1:03:11.610
22	22:57.075	...	1:06.528	40.457	18.3	1:26:08.685




FORMULA RENAULT 2.0 ALPS
SPA EURO RACE 2014
COLLECTIVE TESTS

Analysis

■ Personal Best
 ■ Session Best
 B Crossing the finish line in pit lane

Lap	Time	Sector 1	Sector 2	Sector 3	Kph	Elapsed	Lap	Time	Sector 1	Sector 2	Sector 3	Kph	Elapsed
23	2:30.847	42.612	1:11.044	37.191	167.2	1:28:39.532							
24	2:22.606	42.259	1:03.315	37.032	176.8	1:31:02.138							
25	2:24.163	42.048	1:04.817	37.298	174.9	1:33:26.301							
26	2:22.867	42.078	1:03.636	37.153	176.5	1:35:49.168							
27	2:24.774	42.252	1:03.463	39.059	174.2	1:38:13.942							
28	2:23.712	42.165	1:03.921	37.626	175.4	1:40:37.654							
29	2:22.174	42.268	1:02.718	37.188	177.3	1:42:59.828							
30	2:34.233 B	43.008	1:04.495	46.730	163.5	1:45:34.061							
31	6:12.806	4:29.146	1:05.749	37.911	67.6	1:51:46.867							
32	2:23.213	42.481	1:03.418	37.314	176.1	1:54:10.080							
33	2:24.189	42.640	1:04.059	37.490	174.9	1:56:34.269							
34	2:24.678	42.310	1:05.222	37.146	174.3	1:58:58.947							
35	2:23.558	42.230	1:03.955	37.373	175.6	2:01:22.505							



FORMULA RENAULT 2.0 ALPS
SPA EURO RACE 2014
QUALIFYING (GROUP B)

Final Classification


Nr.	Driver	Nat	Team	Car	Time	Lap	Total	Gap	Kph	
1	25 Matevos ISAAKYAN	RUS	JD MOTORSPORT		2:19.022	9	9	-	-	181.4
2	5 Simon GACHET	FRA	ARTA ENGINEERING		2:19.517	8	10	+0.495	+0.495	180.7
3	66 Raoul OWENS	GBR	MARK BURDETT MOTORSPORT		2:19.880	11	12	+0.858	+0.363	180.3
4	38 Sebastien MORRIS	GBR	FORTEC MOTORSPORTS		2:19.889	8	11	+0.867	+0.009	180.2
5	32 Alessio ROVERA	ITA	CRAM MOTORSPORT		2:19.955	7	11	+0.933	+0.066	180.2
6	4 Hugo DE SADELEER	SUI	TECH 1 RACING		2:20.087	11	11	+1.065	+0.132	180.0
7	29 Akash NANDY	MAL	TECH 1 RACING		2:20.337	8	11	+1.315	+0.250	179.7
8	26 Denis KORNEEV	RUS	JD MOTORSPORT		2:20.432	8	10	+1.410	+0.095	179.5
9	28 Semen EVSTIGNEEV	RUS	BVM RACING		2:20.537	12	12	+1.515	+0.105	179.4
10	63 Matteo GONFIANTINI	ITA	TS CORSE		2:20.581	9	12	+1.559	+0.044	179.4
11	15 Martin KODRIC	CRO	FORTEC MOTORSPORTS		2:20.977	7	10	+1.955	+0.396	178.9
12	8 Kang LING	CHN	KOIRANEN GP		2:21.286	8	12	+2.264	+0.309	178.5
13	72 Jorge CEVALLOS	MEX	FORTEC MOTORSPORTS		2:21.315	8	11	+2.293	+0.029	178.4
14	78 Bo YUAN	CHN	KOIRANEN GP		2:21.415	11	12	+2.393	+0.100	178.3
15	37 Sun ZHENG	CHN	CHINA BRT by JCS		2:21.572	11	11	+2.550	+0.157	178.1
16	42 Danylo PRONENKO	UKR	AS MOTORSPORT by GSK		2:22.421	11	12	+3.399	+0.849	177.0

Fastest Lap	Lap 9	Matevos ISAAKYAN	2:19.022	181.4 Kph
--------------------	-------	------------------	-----------------	-----------

Published at:

Track Status: **DRY**

Stewards:	Timekeeper:
------------------	--------------------



FORMULA RENAULT 2.0 ALPS

SPA EURO RACE 2014

QUALIFYING (GROUP B)

Final Classification by 2nd Fastest Lap

Driver	Team	Vehicle	Time	Gap	
1 25 Matevos ISAAKYAN	JD MOTORSPORT		2:19.097	-	-
2 5 Simon GACHET	ARTA ENGINEERING		2:19.619	+0.522	+0.522
3 38 Sebastien MORRIS	FORTEC MOTORSPORTS		2:20.081	+0.984	+0.462
4 32 Alessio ROVERA	CRAM MOTORSPORT		2:20.105	+1.008	+0.024
5 66 Raoul OWENS	MARK BURDETT MOTORSPORT		2:20.159	+1.062	+0.054
6 4 Hugo DE SADELEER	TECH 1 RACING		2:20.164	+1.067	+0.005
7 29 Akash NANDY	TECH 1 RACING		2:20.376	+1.279	+0.212
8 63 Matteo GONFIANTINI	TS CORSE		2:20.850	+1.753	+0.474
9 26 Denis KORNEEV	JD MOTORSPORT		2:20.892	+1.795	+0.042
10 28 Semen EVSTIGNEEV	BVM RACING		2:21.155	+2.058	+0.263
11 15 Martin KODRIC	FORTEC MOTORSPORTS		2:21.339	+2.242	+0.184
12 72 Jorge CEVALLOS	FORTEC MOTORSPORTS		2:21.508	+2.411	+0.169
13 8 Kang LING	KOIRANEN GP		2:21.523	+2.426	+0.015
14 78 Bo YUAN	KOIRANEN GP		2:21.765	+2.668	+0.242
15 37 Sun ZHENG	CHINA BRT by JCS		2:21.868	+2.771	+0.103
16 42 Danylo PRONENKO	AS MOTORSPORT by GSK		2:22.620	+3.523	+0.752

Fastest Lap	Lap 9	Matevos ISAAKYAN	2:19.022	181.4 Kph
--------------------	-------	------------------	-----------------	-----------


Published at:

Track Status:

DRY

Stewards:


Timekeeper:



FORMULA RENAULT 2.0 ALPS
SPA EURO RACE 2014
QUALIFYING (GROUP B)

Best Sector Times


SECTOR 1			SECTOR 2			SECTOR 3			Pos	Driver	Ideal Lap	Best Lap
Pos	Driver	Time	Driver	Time	Driver	Time						
1	5 S.GACHET	41.292	25 M.ISAAYAN	1:00.951	25 M.ISAAYAN	36.289	1	25 M.ISAAYAN	2'18.644	2:19.022	(1)	
2	25 M.ISAAYAN	41.404	38 S.MORRIS	1:01.313	5 S.GACHET	36.377	2	5 S.GACHET	2'19.075	2:19.517	(2)	
3	32 A.ROVERA	41.438	5 S.GACHET	1:01.406	26 D.KORNEEV	36.543	3	38 S.MORRIS	2'19.523	2:19.889	(4)	
4	66 R.OWENS	41.459	4 H.DE SADELEER	1:01.449	38 S.MORRIS	36.608	4	32 A.ROVERA	2'19.591	2:19.955	(5)	
5	37 S.ZHENG	41.520	32 A.ROVERA	1:01.489	66 R.OWENS	36.618	5	4 H.DE SADELEER	2'19.684	2:20.087	(6)	
6	38 S.MORRIS	41.602	66 R.OWENS	1:01.665	4 H.DE SADELEER	36.627	6	66 R.OWENS	2'19.742	2:19.880	(3)	
7	4 H.DE SADELEER	41.608	29 A.NANDY	1:01.777	29 A.NANDY	36.653	7	26 D.KORNEEV	2'20.043	2:20.432	(8)	
8	29 A.NANDY	41.630	63 M.GONFIANTINI	1:01.812	32 A.ROVERA	36.664	8	29 A.NANDY	2'20.060	2:20.337	(7)	
9	26 D.KORNEEV	41.640	26 D.KORNEEV	1:01.860	8 K.LING	36.681	9	63 M.GONFIANTINI	2'20.334	2:20.581	(10)	
10	63 M.GONFIANTINI	41.810	28 S.EVSTIGNEEV	1:01.863	63 M.GONFIANTINI	36.712	10	28 S.EVSTIGNEEV	2'20.517	2:20.537	(9)	
11	78 B.YUAN	41.860	15 M.KODRIC	1:02.057	15 M.KODRIC	36.765	11	15 M.KODRIC	2'20.836	2:20.977	(11)	
12	72 J.CEVALLOS	41.862	72 J.CEVALLOS	1:02.527	28 S.EVSTIGNEEV	36.792	12	72 J.CEVALLOS	2'21.273	2:21.315	(13)	
13	28 S.EVSTIGNEEV	41.862	78 B.YUAN	1:02.528	37 S.ZHENG	36.820	13	8 K.LING	2'21.286	2:21.286	(12)	
14	8 K.LING	41.969	8 K.LING	1:02.636	72 J.CEVALLOS	36.884	14	78 B.YUAN	2'21.332	2:21.415	(14)	
15	15 M.KODRIC	42.014	42 D.PRONENKO	1:03.005	78 B.YUAN	36.944	15	37 S.ZHENG	2'21.397	2:21.572	(15)	
16	42 D.PRONENKO	42.241	37 S.ZHENG	1:03.057	42 D.PRONENKO	37.002	16	42 D.PRONENKO	2'22.248	2:22.421	(16)	



FORMULA RENAULT 2.0 ALPS
SPA EURO RACE 2014
QUALIFYING (GROUP B)

Fastest Lap Sequence

Practice Time	Driver	Team	Car	Class	Time	Kph	Lap
4:49.149	5 Simon GACHET	ARTA ENGINEERING			2:21.070	178.7	2
5:19.831	38 Sebastien MORRIS	FORTEC MOTORSPORTS			2:20.752	179.1	2
5:25.290	66 Raoul OWENS	MARK BURDETT MOTORSPORT			2:20.745	179.1	2
6:04.342	25 Matevos ISAAKYAN	JD MOTORSPORT			2:19.872	180.3	2
8:23.875	25 Matevos ISAAKYAN	JD MOTORSPORT			2:19.533	180.7	3
26:08.031	5 Simon GACHET	ARTA ENGINEERING			2:19.517	180.7	8
28:07.708	25 Matevos ISAAKYAN	JD MOTORSPORT			2:19.097	181.3	8
30:26.730	25 Matevos ISAAKYAN	JD MOTORSPORT			2:19.022	181.4	9




FORMULA RENAULT 2.0 ALPS SPA EURO RACE 2014 QUALIFYING (GROUP B)

Analysis

■ Personal Best
 ■ Session Best
 ■ Crossing the finish line in pit lane

Lap	Time	Sector 1	Sector 2	Sector 3	Kph	Elapsed	Lap	Time	Sector 1	Sector 2	Sector 3	Kph	Elapsed	
4	Hugo DE SADELEER SUI TECH 1 RACING							25	Matevos ISAAKYAN RUS JD MOTORSPORT					
1	2:32.730	50.502	1:04.492	37.736	165.1	2:32.730	1	3:44.470	1:39.474	1:20.295	44.701	112.3	3:44.470	
2	2:25.717	42.087	1:05.996	37.634	173.0	4:58.447	2	2:19.872	41.969	1:01.420	36.483	180.3	6:04.342	
3	2:20.940	42.091	1:02.142	36.707	178.9	7:19.387	3	2:19.533	41.725	1:01.459	36.349	180.7	8:23.875	
4	2:22.407	41.921	1:03.553	36.933	177.1	9:41.794	4	2:19.863	41.404	1:01.873	36.586	180.3	10:43.738	
5	2:27.905	41.921	1:02.409	43.575	170.5	12:09.699	5	2:19.690	41.664	1:01.490	36.536	180.5	13:03.428	
6	7:13.792	5:31.195	1:04.452	38.145	58.1	19:23.491	6	2:28.690	41.584	1:01.722	45.384	169.6	15:32.118	
7	2:20.365	41.966	1:01.772	36.627	179.6	21:43.856	7	10:16.493	8:37.699	1:02.277	36.517	40.9	25:48.611	
8	2:20.164	41.899	1:01.449	36.816	179.9	24:04.020	8	2:19.097	41.613	1:01.092	36.392	181.3	28:07.708	
9	2:25.932	42.137	1:06.682	37.113	172.8	26:29.952	9	2:19.022	41.782	1:00.951	36.289	181.4	30:26.730	
10	2:20.208	41.608	1:01.881	36.719	179.8	28:50.160								
11	2:20.087	41.632	1:01.698	36.757	180.0	31:10.247								
5	Simon GACHET FRA ARTA ENGINEERING							26	Denis KORNEEV RUS JD MOTORSPORT					
1	2:28.079	47.396	1:03.549	37.134	170.3	2:28.079	1	2:39.203	56.140	1:05.830	37.233	158.4	2:39.203	
2	2:21.070	42.094	1:02.218	36.758	178.7	4:49.149	2	2:21.576	42.028	1:02.608	36.940	178.1	5:00.779	
3	2:20.360	41.938	1:01.770	36.652	179.6	7:09.509	3	2:20.956	41.951	1:02.341	36.664	178.9	7:21.735	
4	2:20.804	41.738	1:02.333	36.733	179.1	9:30.313	4	2:29.189	41.640	1:03.357	44.192	169.0	9:50.924	
5	2:27.231	41.738	1:02.204	43.289	171.3	11:57.544	5	10:08.054	8:25.525	1:05.497	37.032	41.5	19:58.978	
6	9:31.286	7:51.470	1:02.995	36.821	44.1	21:28.830	6	2:20.892	42.114	1:02.235	36.543	179.0	22:19.870	
7	2:19.684	41.817	1:01.490	36.377	180.5	23:48.514	7	2:25.778	41.925	1:07.064	36.789	173.0	24:45.648	
8	2:19.517	41.583	1:01.406	36.528	180.7	26:08.031	8	2:20.432	41.877	1:01.860	36.695	179.5	27:06.080	
9	2:19.619	41.464	1:01.543	36.612	180.6	28:27.650	9	2:20.945	41.988	1:02.115	36.842	178.9	29:27.025	
10	2:20.241	41.292	1:02.017	36.932	179.8	30:47.891	10	2:29.594	41.854	1:02.417	45.323	168.6	31:56.619	
8	Kang LING CHN KOIRANEN GP							28	Semen EVSTIGNEEV RUS BVM RACING					
1	2:31.968	49.381	1:05.188	37.399	165.9	2:31.968	1	3:33.331	1:32.845	1:15.700	44.786	118.2	3:33.331	
2	2:22.856	42.540	1:03.369	36.947	176.5	4:54.824	2	2:26.961	45.983	1:03.942	37.036	171.6	6:00.292	
3	2:22.608	42.321	1:02.828	37.459	176.8	7:17.432	3	2:22.568	42.367	1:03.227	36.974	176.9	8:22.860	
4	2:22.802	42.277	1:03.360	37.165	176.6	9:40.234	4	2:24.291	42.009	1:05.361	36.921	174.7	10:47.151	
5	2:22.253	42.293	1:02.955	37.005	177.2	12:02.487	5	2:28.565	41.862	1:03.186	43.517	169.7	13:15.716	
6	2:36.928	43.506	1:07.488	45.934	160.7	14:39.415	6	4:38.200	2:52.323	1:07.299	38.578	90.6	17:53.916	
7	5:14.104	3:29.593	1:07.521	36.990	80.3	19:53.519	7	2:21.480	42.177	1:02.347	36.956	178.2	20:15.396	
8	2:21.286	41.969	1:02.636	36.681	178.5	22:14.805	8	2:21.870	42.179	1:02.899	36.792	177.7	22:37.266	
9	2:25.992	42.143	1:07.033	36.816	172.7	24:40.797	9	2:21.356	42.050	1:02.343	36.963	178.4	24:58.622	
10	2:21.523	42.021	1:02.696	36.806	178.2	27:02.320	10	2:21.155	42.032	1:02.221	36.902	178.6	27:19.777	
11	2:22.267	42.147	1:02.970	37.150	177.2	29:24.587	11	2:24.281	41.993	1:02.886	39.402	174.8	29:44.058	
12	2:21.666	42.010	1:02.781	36.875	178.0	31:46.253	12	2:20.537	41.875	1:01.863	36.799	179.4	32:04.595	
15	Martin KODRIC CRO FORTEC MOTORSPORTS							29	Akash NANDY MAL TECH 1 RACING					
1	3:01.396	1:13.010	1:09.889	38.497	139.0	3:01.396	1	2:41.826	56.581	1:07.649	37.596	155.8	2:41.826	
2	2:22.185	42.569	1:02.611	37.005	177.3	5:23.581	2	2:21.276	42.028	1:02.297	36.951	178.5	5:03.102	
3	2:21.624	42.176	1:02.369	37.079	178.0	7:45.205	3	2:20.958	41.944	1:02.104	36.910	178.9	7:24.060	
4	2:30.687	42.014	1:03.115	45.558	167.3	10:15.892	4	2:21.112	41.820	1:02.437	36.855	178.7	9:45.172	
5	7:11.961	5:24.224	1:10.571	37.166	58.4	17:27.853	5	2:27.561	41.674	1:02.526	43.361	170.9	12:12.733	
6	2:24.555	42.170	1:05.372	37.013	174.4	19:52.408	6	7:12.423	5:30.491	1:03.243	38.689	58.3	19:25.156	
7	2:20.977	42.155	1:02.057	36.765	178.9	22:13.385	7	2:20.677	41.958	1:02.021	36.698	179.2	21:45.833	
8	2:38.965	46.905	1:12.659	39.401	158.6	24:52.350	8	2:20.337	41.898	1:01.786	36.653	179.7	24:06.170	
9	2:21.339	42.103	1:02.318	36.918	178.4	27:13.689	9	2:21.984	41.630	1:03.499	36.855	177.6	26:28.154	
10	2:37.719	42.786	1:07.826	47.107	159.9	29:51.408	10	2:20.376	41.740	1:01.777	36.859	179.6	28:48.530	
							11	2:36.660	41.763	1:03.827	51.070	160.9	31:25.190	




FORMULA RENAULT 2.0 ALPS
 SPA EURO RACE 2014
 QUALIFYING (GROUP B)

Analysis

■ Personal Best
 ■ Session Best
 B Crossing the finish line in pit lane

Lap	Time	Sector 1	Sector 2	Sector 3	Kph	Elapsed	Lap	Time	Sector 1	Sector 2	Sector 3	Kph	Elapsed
9	3:39.559	1:48.749	1:11.600	39.210	114.8	23:49.670							
10	2:21.765	41.919	1:02.902	36.944	177.9	26:11.435							
11	2:21.415	41.860	1:02.528	37.027	178.3	28:32.850							
12	2:39.382	42.622	1:12.726	44.034	158.2	31:12.232							



FORMULA RENAULT 2.0 ALPS
SPA EURO RACE 2014
QUALIFYING (GROUP A)

Final Classification

Nr.	Driver	Nat	Team	Car	Time	Lap	Total	Gap	Kph	
1	19 Nyck DE VRIES	NED	KOIRANEN GP		2:18.041	8	9	-	-	182.7
2	17 Charles LECLERC	MCO	FORTEC MOTORSPORTS		2:18.930	7	9	+0.889	+0.889	181.5
3	27 Dario CAPITANIO	ITA	BVM RACING		2:19.188	9	10	+1.147	+0.258	181.2
4	3 Luke CHUDLEIGH	CAN	TECH 1 RACING		2:19.378	11	11	+1.337	+0.190	180.9
5	18 Ben BARNICOAT	GBR	FORTEC MOTORSPORTS		2:19.418	7	9	+1.377	+0.040	180.9
6	21 Philo Paz Patrick ARMAND	IND	TECH 1 RACING		2:19.706	11	11	+1.665	+0.288	180.5
7	10 George RUSSELL	GBR	KOIRANEN GP		2:20.003	3	9	+1.962	+0.297	180.1
8	1 Alex BOSAK	POL	PREMA POWERTEAM		2:20.021	7	12	+1.980	+0.018	180.1
9	6 James ALLEN	AUS	ARTA ENGINEERING		2:20.321	7	9	+2.280	+0.300	179.7
10	45 Daniele CAZZANIGA	ITA	GSK GRAND PRIX		2:20.559	6	13	+2.518	+0.238	179.4
11	22 Pietro FITTIPALDI	BRA	MGR MOTORSPORT		2:20.787	6	12	+2.746	+0.228	179.1
12	12 Marek BOECKMANN	GER	JENZER MOTORSPORT		2:20.820	7	13	+2.779	+0.033	179.1
13	16 Thiago VIVACQUA	BRA	FORTEC MOTORSPORTS		2:20.845	2	3	+2.804	+0.025	179.0
14	70 Hong LI YE	CHN	KOIRANEN MOTORSPORT		2:21.184	7	13	+3.143	+0.339	178.6
15	33 Stefan RIENER	AUT	CRAM MOTORSPORT		2:22.026	12	13	+3.985	+0.842	177.5
16	73 Pietro PECCENINI	ITA	TS CORSE		2:22.612	6	13	+4.571	+0.586	176.8

Fastest Lap	Lap 8	Nyck DE VRIES	2:18.041	182.7 Kph
--------------------	-------	---------------	-----------------	-----------

CAR N° 16 BEST TIME DELETED DUE TO ART. 28.12
 CAR N° 10 BEST TIME DELETED DUE TO ART. 24.3


Published at:

Track Status:

DRY

Stewards:

Timekeeper:



FORMULA RENAULT 2.0 ALPS

SPA EURO RACE 2014

QUALIFYING (GROUP A)

Final Classification by 2nd Fastest Lap

Driver	Team	Vehicle	Time	Gap	
1 19 Nyck DE VRIES	KOIRANEN GP		2:18.353	-	-
2 17 Charles LECLERC	FORTEC MOTORSPORTS		2:19.077	+0.724	+0.724
3 18 Ben BARNICOAT	FORTEC MOTORSPORTS		2:19.467	+1.114	+0.390
4 3 Luke CHUDLEIGH	TECH 1 RACING		2:19.512	+1.159	+0.045
5 27 Dario CAPITANIO	BVM RACING		2:19.596	+1.243	+0.084
6 21 Philo Paz Patrick ARMAND	TECH 1 RACING		2:19.819	+1.466	+0.223
7 1 Alex BOSAK	PREMA POWERTEAM		2:20.026	+1.673	+0.207
8 10 George RUSSELL	KOIRANEN GP		2:20.396	+2.043	+0.370
9 6 James ALLEN	ARTA ENGINEERING		2:20.741	+2.388	+0.345
10 22 Pietro FITTIPALDI	MGR MOTORSPORT		2:20.842	+2.489	+0.101
11 12 Marek BOECKMANN	JENZER MOTORSPORT		2:21.110	+2.757	+0.268
12 45 Daniele CAZZANIGA	GSK GRAND PRIX		2:21.146	+2.793	+0.036
13 70 Hong LI YE	KOIRANEN MOTORSPORT		2:21.349	+2.996	+0.203
14 33 Stefan RIENER	CRAM MOTORSPORT		2:22.328	+3.975	+0.979
15 73 Pietro PECCENINI	TS CORSE		2:22.840	+4.487	+0.512
16 16 Thiago VIVACQUA	FORTEC MOTORSPORTS				


Fastest Lap	Lap 8	Nyck DE VRIES	2:18.041	182.7 Kph
--------------------	-------	---------------	-----------------	-----------

CAR N° 16 BEST TIME DELETED DUE TO ART. 28.12
 CAR N° 10 BEST TIME DELETED DUE TO ART. 24.3

Published at:

Track Status: **DRY**


Stewards:	Timekeeper:
------------------	--------------------



FORMULA RENAULT 2.0 ALPS
SPA EURO RACE 2014
QUALIFYING (GROUP A)

Best Sector Times


SECTOR 1			SECTOR 2			SECTOR 3			Pos	Driver	Ideal Lap	Best Lap
Pos	Driver	Time	Driver	Time	Driver	Time						
1	21 P.ARMAND	41.429	19 N.DE VRIES	1:00.416	19 N.DE VRIES	36.189	1	19 N.DE VRIES	2'18.041	2:18.041	(1)	
2	19 N.DE VRIES	41.436	17 C.LECLERC	1:00.592	27 D.CAPITANIO	36.418	2	17 C.LECLERC	2'18.582	2:18.930	(2)	
3	3 L.CHUDLEIGH	41.464	1 A.BOSAK	1:01.147	17 C.LECLERC	36.440	3	27 D.CAPITANIO	2'19.152	2:19.188	(3)	
4	27 D.CAPITANIO	41.488	18 B.BARNICOAT	1:01.155	3 L.CHUDLEIGH	36.480	4	18 B.BARNICOAT	2'19.312	2:19.418	(5)	
5	12 M.BOECKMANN	41.504	27 D.CAPITANIO	1:01.246	18 B.BARNICOAT	36.481	5	3 L.CHUDLEIGH	2'19.378	2:19.378	(4)	
6	17 C.LECLERC	41.550	10 G.RUSSELL	1:01.390	21 P.ARMAND	36.533	6	1 A.BOSAK	2'19.531	2:20.021	(8)	
7	45 D.CAZZANIGA	41.552	3 L.CHUDLEIGH	1:01.434	10 G.RUSSELL	36.552	7	10 G.RUSSELL	2'19.553	2:19.762	(7)	
8	70 H.LI YE	41.552	16 T.VIVACQUA	1:01.501	45 D.CAZZANIGA	36.624	8	21 P.ARMAND	2'19.660	2:19.706	(6)	
9	10 G.RUSSELL	41.611	6 J.ALLEN	1:01.575	1 A.BOSAK	36.688	9	6 J.ALLEN	2'20.261	2:20.321	(9)	
10	18 B.BARNICOAT	41.676	21 P.ARMAND	1:01.698	70 H.LI YE	36.712	10	45 D.CAZZANIGA	2'20.278	2:20.559	(10)	
11	1 A.BOSAK	41.696	22 P.FITTIPALDI	1:01.867	22 P.FITTIPALDI	36.724	11	22 P.FITTIPALDI	2'20.393	2:20.787	(11)	
12	22 P.FITTIPALDI	41.802	45 D.CAZZANIGA	1:02.102	6 J.ALLEN	36.756	12	16 T.VIVACQUA	2'20.439	2:20.845	(13)	
13	6 J.ALLEN	41.930	12 M.BOECKMANN	1:02.306	12 M.BOECKMANN	36.760	13	12 M.BOECKMANN	2'20.570	2:20.820	(12)	
14	16 T.VIVACQUA	42.069	33 S.RIENER	1:02.569	16 T.VIVACQUA	36.869	14	70 H.LI YE	2'20.905	2:21.184	(14)	
15	33 S.RIENER	42.136	70 H.LI YE	1:02.641	33 S.RIENER	37.026	15	33 S.RIENER	2'21.731	2:22.026	(15)	
16	73 P.PECCENINI	42.228	73 P.PECCENINI	1:03.072	73 P.PECCENINI	37.034	16	73 P.PECCENINI	2'22.334	2:22.612	(16)	



FORMULA RENAULT 2.0 ALPS
 SPA EURO RACE 2014
 QUALIFYING (GROUP A)

Fastest Lap Sequence

Practice Time	Driver	Team	Car	Class	Time	Kph	Lap
4:48.682	10 George RUSSELL	KOIRANEN GP			2:20.572	179.4	2
5:04.169	27 Dario CAPITANIO	BVM RACING			2:20.229	179.8	2
6:02.056	17 Charles LECLERC	FORTEC MOTORSPORTS			2:19.290	181.0	2
27:31.403	17 Charles LECLERC	FORTEC MOTORSPORTS			2:19.185	181.2	6
28:55.530	19 Nyck DE VRIES	KOIRANEN GP			2:18.353	182.2	7
31:13.571	19 Nyck DE VRIES	KOIRANEN GP			2:18.041	182.7	8




FORMULA RENAULT 2.0 ALPS SPA EURO RACE 2014 QUALIFYING (GROUP A)

Analysis

■ Personal Best
 ■ Session Best
 ■ B Crossing the finish line in pit lane

Lap	Time	Sector 1	Sector 2	Sector 3	Kph	Elapsed	Lap	Time	Sector 1	Sector 2	Sector 3	Kph	Elapsed
1 Alex BOSAK POL PREMA POWERTEAM							1	2:48.937	1:03.706	1:06.201	39.030	149.3	2:48.937
1	2:46.175	1:03.033	1:04.117	39.025	151.7	2:46.175	2	2:23.441	41.942	1:03.376	38.123	175.8	5:12.378
2	2:21.371	42.119	1:02.308	36.944	178.4	5:07.546	3	2:25.930	41.951	1:07.014	36.965	172.8	7:38.308
3	2:20.744	41.869	1:01.805	37.070	179.1	7:28.290	4	2:38.397 B	41.756	1:04.425	52.216	159.2	10:16.705
4	2:37.444 B	41.809	1:02.105	53.530	160.1	10:05.734	5	5:26.831	3:44.946	1:04.873	37.012	77.1	15:43.535
5	7:39.125	5:32.676	1:29.157	37.292	54.9	17:44.858	6	2:21.110	41.865	1:02.447	36.798	178.7	18:04.645
6	2:33.228	43.758	1:12.587	36.883	164.6	20:18.086	7	2:20.820	41.754	1:02.306	36.760	179.1	20:25.465
7	2:20.021	41.993	1:01.147	36.881	180.1	22:38.107	8	2:42.221	41.898	1:23.421	36.902	155.4	23:07.686
8	2:20.167	41.860	1:01.587	36.720	179.9	24:58.274	9	2:22.844	41.854	1:03.734	37.256	176.5	25:30.530
9	2:20.204	42.063	1:01.453	36.688	179.8	27:18.478	10	2:24.764	41.504	1:06.076	37.184	174.2	27:55.294
10	2:20.026	41.696	1:01.567	36.763	180.1	29:38.504	11	2:24.516	41.721	1:05.132	37.663	174.5	30:19.810
11	2:25.811	41.807	1:01.825	42.179	172.9	32:04.315	12	2:22.534	41.988	1:03.623	36.923	176.9	32:42.344
12	2:33.797 B	41.741	1:02.494	49.562	163.9	34:38.112	13	2:24.419	41.791	1:05.584	37.044	174.6	35:06.763
3 Luke CHUDLEIGH CAN TECH 1 RACING							16 Thiago VIVACQUA BRA FORTEC MOTORSPORTS						
1	2:35.923	55.544	1:03.465	36.914	161.7	2:35.923	1	2:42.418	57.966	1:05.317	39.135	155.2	2:42.418
2	2:25.268	41.732	1:06.994	36.542	173.6	5:01.191	2	2:20.845	42.250	1:01.726	36.869	179.0	5:03.263
3	2:19.957	41.795	1:01.614	36.548	180.2	7:21.148	3	2:20.522	42.069	1:01.501	36.952	179.4	7:23.785
4	2:46.757 B	46.799	1:07.028	52.930	151.2	10:07.905	17 Charles LECLERC MCO FORTEC MOTORSPORTS						
5	5:28.353	3:47.417	1:03.928	37.008	76.8	15:36.257	1	3:42.766	2:03.527	1:01.640	37.599	113.2	3:42.766
6	2:32.628 B	41.751	1:05.548	45.329	165.2	18:08.885	2	2:19.290	41.833	1:00.633	36.824	181.0	6:02.056
7	7:38.015	5:47.850	1:06.371	43.794	55.1	25:46.900	3	2:20.734	41.893	1:01.861	36.980	179.2	8:22.790
8	2:19.879	41.801	1:01.567	36.511	180.3	28:06.779	4	2:31.208 B	41.791	1:04.637	44.780	166.8	10:53.998
9	2:31.432	42.124	1:12.745	36.563	166.5	30:38.211	5	14:18.221	...	1:01.815	37.188	29.4	25:12.218
10	2:19.512	41.516	1:01.436	36.560	180.7	32:57.723	6	2:19.185	41.955	1:00.592	36.638	181.2	27:31.403
11	2:19.378	41.464	1:01.434	36.480	180.9	35:17.101	7	2:18.930	41.682	1:00.612	36.636	181.5	29:50.333
6 James ALLEN AUS ARTA ENGINEERING							18 Ben BARNICOAT GBR FORTEC MOTORSPORTS						
1	2:28.598	46.757	1:04.382	37.459	169.7	2:28.598	1	2:32.242	48.534	1:05.359	38.349	165.6	2:32.242
2	2:22.106	42.529	1:02.729	36.848	177.4	4:50.704	2	2:22.217	42.239	1:02.255	37.723	177.3	4:54.459
3	2:22.046	42.006	1:02.913	37.127	177.5	7:12.750	3	2:21.141	42.145	1:02.158	36.838	178.6	7:15.600
4	2:33.000 B	42.223	1:02.252	48.525	164.8	9:45.750	4	2:32.249 B	41.949	1:01.878	48.422	165.6	9:47.849
5	15:28.579	...	1:02.676	36.756	27.2	25:14.328	5	15:42.067	...	1:09.587	37.554	26.8	25:29.915
6	2:20.741	42.029	1:01.889	36.823	179.2	27:35.069	6	2:19.467	41.822	1:01.155	36.490	180.8	27:49.382
7	2:20.321	41.930	1:01.575	36.816	179.7	29:55.390	7	2:19.418	41.676	1:01.261	36.481	180.9	30:08.800
8	2:21.436	42.225	1:02.286	36.925	178.3	32:16.826	8	2:31.069	41.755	1:11.487	37.827	166.9	32:39.869
9	2:31.931 B	42.213	1:02.090	47.628	166.0	34:48.757	9	2:19.866	41.693	1:01.597	36.576	180.3	34:59.735
10 George RUSSELL GBR KOIRANEN GP							19 Nyck DE VRIES NED KOIRANEN GP						
1	2:28.110	45.213	1:05.307	37.590	170.2	2:28.110	1	4:32.703	2:54.161	1:01.655	36.887	92.5	4:32.703
2	2:20.572	42.377	1:01.499	36.696	179.4	4:48.682	2	2:19.342	41.902	1:00.866	36.574	181.0	6:52.045
3	2:20.003	42.059	1:01.390	36.554	180.1	7:08.685	3	2:29.001 B	41.779	1:00.601	46.621	169.2	9:21.046
4	2:35.323 B	42.100	1:01.521	51.702	162.3	9:44.008	4	6:02.226	4:23.911	1:01.898	36.417	69.6	15:23.271
5	15:43.158	...	1:05.821	37.350	26.7	25:27.165	5	2:27.496 B	41.825	1:01.883	43.788	170.9	17:50.767
6	2:20.396	42.119	1:01.654	36.623	179.6	27:47.561	6	8:46.410	7:08.349	1:01.318	36.743	47.9	26:37.177
7	2:27.859	41.792	1:02.029	44.038	170.5	30:15.420	7	2:18.353	41.638	1:00.444	36.271	182.2	28:55.530
8	2:19.762	41.770	1:01.440	36.552	180.4	32:35.182	8	2:18.041	41.436	1:00.416	36.189	182.7	31:13.571
9	2:33.196 B	41.611	1:02.012	49.573	164.6	35:08.378	9	2:28.785 B	41.450	1:00.631	46.704	169.5	33:42.356
12 Marek BOECKMANN GER JENZER MOTORSPORT													




FORMULA RENAULT 2.0 ALPS SPA EURO RACE 2014 QUALIFYING (GROUP A)

Analysis

■ Personal Best
 ■ Session Best
 ■ B Crossing the finish line in pit lane

Lap	Time	Sector 1	Sector 2	Sector 3	Kph	Elapsed	Lap	Time	Sector 1	Sector 2	Sector 3	Kph	Elapsed
21 Philo Paz Patrick ARMAND IND													
TECH 1 RACING													
1	2:38.339	57.667	1:03.875	36.797	159.2	2:38.339							
2	2:20.607	41.449	1:02.284	36.874	179.3	4:58.946							
3	2:28.519	41.490	1:05.024	42.005	169.8	7:27.465							
4	2:45.041	45.764	1:04.989	54.288	152.8	10:12.506							
5	5:43.280	3:55.029	1:09.154	39.097	73.5	15:55.785							
6	2:32.650	41.827	1:05.378	45.445	165.2	18:28.435							
7	7:13.583	5:17.892	1:07.979	47.712	58.2	25:42.018							
8	2:20.497	41.724	1:01.928	36.845	179.5	28:02.515							
9	2:19.819	41.429	1:01.813	36.577	180.3	30:22.334							
10	2:29.351	47.816	1:04.661	36.874	168.8	32:51.685							
11	2:19.706	41.475	1:01.698	36.533	180.5	35:11.391							
22 Pietro FITTIPALDI BRA													
MGR MOTORSPORT													
1	2:49.887	1:07.894	1:04.633	37.360	148.4	2:49.887							
2	2:21.887	41.903	1:02.754	37.230	177.7	5:11.774							
3	2:21.047	42.239	1:01.867	36.941	178.8	7:32.821							
4	2:38.556	42.256	1:02.584	53.716	159.0	10:11.377							
5	5:33.905	3:51.249	1:05.022	37.634	75.5	15:45.281							
6	2:20.787	42.089	1:01.974	36.724	179.1	18:06.068							
7	2:21.583	42.118	1:02.374	37.091	178.1	20:27.651							
8	2:35.108	42.360	1:04.250	48.498	162.6	23:02.759							
9	5:10.066	3:29.690	1:03.039	37.337	81.3	28:12.825							
10	2:21.428	42.080	1:02.220	37.128	178.3	30:34.253							
11	2:21.270	42.030	1:02.244	36.996	178.5	32:55.523							
12	2:20.842	41.802	1:01.992	37.048	179.0	35:16.365							
27 Dario CAPITANIO ITA													
BVM RACING													
1	2:43.940	1:01.336	1:03.534	39.070	153.8	2:43.940							
2	2:20.229	41.833	1:01.794	36.602	179.8	5:04.169							
3	2:20.016	41.631	1:01.967	36.418	180.1	7:24.185							
4	2:35.337	41.717	1:02.074	51.546	162.3	9:59.522							
5	13:42.918	...	1:09.239	36.783	30.6	23:42.439							
6	2:19.913	42.044	1:01.246	36.623	180.2	26:02.352							
7	2:19.665	41.782	1:01.276	36.607	180.5	28:22.017							
8	2:19.611	41.821	1:01.281	36.509	180.6	30:41.628							
9	2:19.188	41.488	1:01.252	36.448	181.2	33:00.816							
10	2:19.596	41.699	1:01.363	36.534	180.6	35:20.412							
33 Stefan RIENER AUT													
CRAM MOTORSPORT													
1	2:51.114	1:05.988	1:05.183	39.943	147.4	2:51.114							
2	2:25.126	44.447	1:03.223	37.456	173.7	5:16.240							
3	2:23.231	42.410	1:03.485	37.336	176.0	7:39.471							
4	2:39.094	42.148	1:04.260	52.686	158.5	10:18.565							
5	5:14.870	3:33.798	1:03.601	37.471	80.1	15:33.434							
6	2:22.949	42.621	1:02.918	37.410	176.4	17:56.383							
7	2:22.650	42.607	1:02.850	37.193	176.8	20:19.033							
8	2:22.328	42.438	1:02.864	37.026	177.2	22:41.361							
9	2:22.371	42.315	1:02.834	37.222	177.1	25:03.732							
10	2:22.401	42.309	1:02.943	37.149	177.1	27:26.133							
11	2:22.501	42.165	1:03.039	37.297	176.9	29:48.634							
45 Daniele CAZZANIGA ITA													
GSK GRAND PRIX													
1	2:51.415	1:08.720	1:05.461	37.234	147.1	2:51.415							
2	2:22.162	42.385	1:02.810	36.967	177.4	5:13.577							
3	2:22.358	41.911	1:02.775	37.672	177.1	7:35.935							
4	2:38.006	41.983	1:02.748	53.275	159.6	10:13.941							
5	5:34.460	3:52.310	1:03.499	38.651	75.4	15:48.400							
6	2:20.559	41.833	1:02.102	36.624	179.4	18:08.959							
7	2:31.848	41.826	1:02.148	47.874	166.0	20:40.807							
8	2:25.193	44.249	1:04.054	36.890	173.7	23:06.000							
9	2:28.407	41.851	1:08.982	37.574	169.9	25:34.407							
10	2:21.406	41.760	1:02.642	37.004	178.3	27:55.813							
11	2:21.366	41.557	1:03.003	36.806	178.4	30:17.179							
12	2:23.505	41.682	1:04.952	36.871	175.7	32:40.684							
13	2:21.146	41.552	1:02.834	36.760	178.6	35:01.830							
70 Hong LI YE CHN													
KOIRANEN MOTORSPORT													
1	2:33.143	49.565	1:04.927	38.651	164.6	2:33.143							
2	2:23.634	42.045	1:02.842	38.747	175.5	4:56.777							
3	2:22.450	42.461	1:02.995	36.994	177.0	7:19.227							
4	2:38.958	42.033	1:02.995	53.930	158.6	9:58.185							
5	5:28.077	3:47.708	1:03.486	36.883	76.9	15:26.261							
6	2:22.147	41.990	1:03.370	36.787	177.4	17:48.408							
7	2:21.184	41.779	1:02.641	36.764	178.6	20:09.592							
8	2:22.110	41.948	1:03.386	36.776	177.4	22:31.702							
9	2:21.584	42.002	1:02.701	36.881	178.1	24:53.286							
10	2:21.756	41.882	1:03.162	36.712	177.9	27:15.042							
11	2:21.349	41.840	1:02.760	36.749	178.4	29:36.391							
12	2:22.043	41.596	1:03.524	36.923	177.5	31:58.434							
13	2:45.321	41.552	1:12.070	51.699	152.5	34:43.755							
73 Pietro PECCENINI ITA													
TS CORSE													
1	2:58.782	1:09.488	1:10.891	38.403	141.0	2:58.782							
2	2:24.819	42.681	1:04.813	37.325	174.1	5:23.601							
3	2:24.439	42.753	1:04.196	37.490	174.6	7:48.040							
4	2:37.426	42.626	1:06.151	48.649	160.2	10:25.466							
5	5:24.344	3:34.100	1:09.736	40.508	77.7	15:49.809							
6	2:22.612	42.377	1:03.072	37.163	176.8	18:12.421							
7	2:23.064	42.469	1:03.360	37.235	176.2	20:35.485							
8	2:23.731	42.302	1:04.084	37.345	175.4	22:59.216							
9	2:22.840	42.442	1:03.364	37.034	176.5	25:22.056							
10	2:23.080	42.341	1:03.459	37.280	176.2	27:45.136							
11	2:25.299	42.388	1:03.569	39.342	173.5	30:10.435							
12	2:23.340	42.295	1:03.835	37.210	175.9	32:33.775							
13	2:23.956	42.228	1:04.656	37.072	175.2	34:57.731							




FORMULA RENAULT 2.0 ALPS
SPA EURO RACE 2014
RACE 1 (25' + 1 lap)

Starting Grid

2:22.612	Pietro PECCENINI	TS CORSE	73	- 16 -	42	AS MOTORSPORT by GSK	Danylo PRONENKO	2:22.421
2:22.026	Stefan RIENER	CRAM MOTORSPORT	33	- 15 -	37	CHINA BRT by JCS	Sun ZHENG	2:21.572
2:21.184	Hong LI YE	KOIRANEN MOTORSPORT	70	- 14 -	78	KOIRANEN GP	Bo YUAN	2:21.415
2:20.845	Thiago VIVACQUA	FORTEC MOTORSPORTS	16	- 13 -	72	FORTEC MOTORSPORTS	Jorge CEVALLOS	2:21.315
2:20.820	Marek BOECKMANN	JENZER MOTORSPORT	12	- 12 -	8	KOIRANEN GP	Kang LING	2:21.286
2:20.787	Pietro FITTIPALDI	MGR MOTORSPORT	22	- 11 -	15	FORTEC MOTORSPORTS	Martin KODRIC	2:20.977
2:20.559	Daniele CAZZANIGA	GSK GRAND PRIX	45	- 10 -	63	TS CORSE	Matteo GONFIANTINI	2:20.581
2:20.321	James ALLEN	ARTA ENGINEERING	6	- 9 -	28	BVM RACING	Semen EYSTIGNEEV	2:20.537
2:20.021	Alex BOSAK	PREMA POWERTEAM	1	- 8 -	26	JD MOTORSPORT	Denis KORNEEV	2:20.432
2:20.003	George RUSSELL	KOIRANEN GP	10	- 7 -	29	TECH 1 RACING	Akash NANDY	2:20.337
2:19.706	Philo Paz Patrick ARMAND	TECH 1 RACING	21	- 6 -	4	TECH 1 RACING	Hugo DE SADELEER	2:20.087
2:19.418	Ben BARNICOAT	FORTEC MOTORSPORTS	18	- 5 -	32	CRAM MOTORSPORT	Alessio ROVERA	2:19.955
2:19.378	Luke CHUDLEIGH	TECH 1 RACING	3	- 4 -	38	FORTEC MOTORSPORTS	Sebastien MORRIS	2:19.889
2:19.188	Dario CAPITANIO	BVM RACING	27	- 3 -	66	MARK BURDETT MOTORSPORT	Raoul OWENS	2:19.880
2:18.930	Charles LECLERC	FORTEC MOTORSPORTS	17	- 2 -	5	ARTA ENGINEERING	Simon GACHET	2:19.517
2:18.041	Nyck DE VRIES	KOIRANEN GP	19	- 1 -	25	JD MOTORSPORT	Matevos ISAAKYAN	2:19.022


Pole



FORMULA RENAULT 2.0 ALPS
SPA EURO RACE 2014
RACE 1 (25' +1 lap)

Starting Grid

Stewards:	Timekeeper:
-----------	-------------



SPA EURO RACE 2014
FORMULA RENAULT 2.0 ALPS
RACE 1 (25' + 1 lap)

Final Classification


Drivers	Nat	Team	Vehicle	Class	Laps	Total Time	Gap	Avg		Best Lap		Avg Kph
								Kph	Lap	Time	Kph	
1	19	Nyck DE VRIES	NED	KOIRANEN GP	10	28:29.072	-	147.5	5	2:20.554	179.4	
2	25	Matevos ISAAKYAN	RUS	JD MOTORSPORT	10	28:29.416	+0.344	147.5	5	2:20.560	179.4	
3	17	Charles LECLERC	MCO	FORTEC MOTORSPORTS	10	28:30.709	+1.637	147.4	5	2:21.322	178.4	
4	3	Luke CHUDLEIGH	CAN	TECH 1 RACING	10	28:32.033	+2.961	147.3	5	2:21.663	178.0	
5	29	Akash NANDY	MAL	TECH 1 RACING	10	28:33.421	+4.349	147.2	5	2:21.775	177.8	
6	38	Sebastien MORRIS	GBR	FORTEC MOTORSPORTS	10	28:33.732	+4.660	147.1	5	2:21.773	177.8	
7	21	Philo Paz Patrick ARMAND	IND	TECH 1 RACING	10	28:33.941	+4.869	147.1	5	2:21.411	178.3	
8	10	George RUSSELL	GBR	KOIRANEN GP	10	28:34.273	+5.201	147.1	5	2:21.269	178.5	
9	26	Denis KORNEEV	RUS	JD MOTORSPORT	10	28:35.733	+6.661	147.0	5	2:23.043	176.3	
10	12	Marek BOECKMANN	GER	JENZER MOTORSPORT	10	28:38.231	+9.159	146.7	5	2:23.310	175.9	
11	72	Jorge CEVALLOS	MEX	FORTEC MOTORSPORTS	10	28:40.625	+11.553	146.5	6	2:22.992	176.3	
12	63	Matteo GONFIANTINI	ITA	TS CORSE	10	28:41.222	+12.150	146.5	6	2:23.141	176.1	
13	70	Hong LI YE	CHN	KOIRANEN MOTORSPORT	10	28:41.373	+12.301	146.5	5	2:23.117	176.2	
14	32	Alessio ROVERA	ITA	CRAM MOTORSPORT	10	28:41.675	+12.603	146.5	6	2:22.725	176.7	
15	8	Kang LING	CHN	KOIRANEN GP	10	28:42.213	+13.141	146.4	6	2:23.295	176.0	
16	37	Sun ZHENG	CHN	CHINA BRT by JCS	10	28:42.842	+13.770	146.4	5	2:23.415	175.8	
17	45	Daniele CAZZANIGA	ITA	GSK GRAND PRIX	10	28:43.803	+14.731	146.3	6	2:22.578	176.8	
18	73	Pietro PECCENINI	ITA	TS CORSE	10	28:46.288	+17.216	146.1	6	2:25.416	173.4	
19	4	Hugo DE SADELEER	SUI	TECH 1 RACING	10	28:47.533	+18.461	146.0	6	2:22.755	176.6	
20	33	Stefan RIENER	AUT	CRAM MOTORSPORT	10	29:01.684	+32.612	144.8	6	2:21.908	177.7	
21	78	Bo YUAN	CHN	KOIRANEN GP	10	29:09.955	+40.883	144.1	6	2:23.899	175.2	
22	42	Danylo PRONENKO	UKR	AS MOTORSPORT by GSK	10	29:11.968	+42.896	143.9	5	2:23.782	175.4	
23	5	Simon GACHET	FRA	ARTA ENGINEERING	9	26:08.683	1 Lap	144.7	5	2:21.724	177.9	
24	15	Martin KODRIC	CRO	FORTEC MOTORSPORTS	9	26:13.705	1 Lap	144.2	5	2:23.191	176.1	
25	1	Alex BOSAK	POL	PREMA POWERTEAM	9	26:17.732	1 Lap	143.8	5	2:24.019	175.1	
Not classified:												
22		Pietro FITTIPALDI	BRA	MGR MOTORSPORT	6	15:56.835			5	2:23.318	175.9	
6		James ALLEN	AUS	ARTA ENGINEERING	5	13:57.462			4	2:28.386	169.9	
66		Raoul OWENS	GBR	MARK BURDETT MOTORSPORT	1	2:25.904						
18		Ben BARNICOAT	GBR	FORTEC MOTORSPORTS	1	3:10.653						
Excluded												
16		Thiago VIVACQUA	BRA	FORTEC MOTORSPORTS	10	28:56.493			4	2:23.321	175.9	
28		Semen EVSTIGNEEV	RUS	BVM RACING	9	26:14.295			6	2:21.531	178.2	
27		Dario CAPITANIO	ITA	BVM RACING	1	2:26.213						
Pole Position						N. DE VRIES		2:18.041		182.7 Kph		
Fastest Lap					Lap 5	Nyck DE VRIES		2:20.554		179.4 Kph		

25 SECONDS PENALTY FOR CARS NR. 33 AND 42 DUE TO STEWARDS DECISIONS 3 AND 5.
 CARS N° 16, 27, 28 EXCLUDED DUE TO STEWARDS DECISION 12, 13 AND 14.

Published at:

Track Status: **DRY**


Stewards:	Timekeeper:
------------------	--------------------



FORMULA RENAULT 2.0 ALPS
SPA EURO RACE 2014
RACE 1

Lap Chart


Nr	Pos	Pit	LAP										
			1	2	3	4	5	6	7	8	9	10	
19	1	19	19	19	19	19	19	19	19	19	19	19	19
25	2	25	25	25	25	25	25	25	25	25	25	25	25
17	3	17	5	5	5	17	17	17	17	17	17	17	17
5	4	5	38	17	17	5	5	5	5	5	5	5	3
27	5	27	17	38	38	38	38	38	3	3	3	29	
66	6	66	66	3	3	3	3	3	38	38	38	38	
3	7	3	27	29	29	29	29	29	29	29	29	21	
38	8	38	3	4	4	10	10	10	21	21	21	10	
18	9	18	4	10	10	4	21	21	10	10	10	26	
32	10	32	29	21	21	21	22	26	26	26	26	33	
21	11	21	21	22	22	22	26	16	12	12	12	12	
4	12	4	10	26	26	16	16	22	16	16	33	72	
10	13	10	22	16	16	26	12	12	15	15	16	63	
29	14	29	26	12	12	12	15	15	72	72	15	70	
1	15	1	12	15	15	15	72	72	33	33	72	32	
26	16	26	16	72	72	72	33	33	28	28	28	8	
6	17	6	15	45	45	63	63	28	63	63	63	37	
28	18	28	72	70	70	33	70	63	70	70	70	45	
45	19	45	70	63	63	70	28	70	45	45	45	73	
63	20	63	45	8	33	45	45	45	32	32	32	42	
22	21	22	63	28	28	28	32	32	8	8	8	4	
15	22	15	37	33	8	8	8	8	37	37	37	16	
12	23	12	33	42	42	32	37	37	78	78	78	78	
8	24	8	8	6	6	37	42	78	1	1	1		
16	25	16	28	37	37	42	78	1	73	73	73		
72	26	72	6	32	32	78	1	73	4	4	4		
70	27	70	42	73	73	6	73	4	42	42	42		
78	28	78	32	78	78	1	4	42					
33	29	33	78	1	1	73	6						
37	30	37	73										
73	31	73	1										
42	32	42	18										



FORMULA RENAULT 2.0 ALPS
SPA EURO RACE 2014
RACE 1

Best Sector Times


SECTOR 1			SECTOR 2			SECTOR 3			Pos	Driver	Ideal Lap	Best Lap
Pos	Driver	Time	Driver	Time	Driver	Time						
1	21 P.ARMAND	41.316	19 N.DE VRIES	1:01.978	19 N.DE VRIES	36.476	1	25 M.ISAAYAN	2:20.220	2:20.560	(2)	
2	10 G.RUSSELL	41.481	25 M.ISAAYAN	1:02.206	25 M.ISAAYAN	36.516	2	19 N.DE VRIES	2:20.274	2:20.554	(1)	
3	25 M.ISAAYAN	41.498	17 C.LECLERC	1:02.237	10 G.RUSSELL	36.601	3	17 C.LECLERC	2:20.647	2:21.322	(4)	
4	32 A.ROVERA	41.585	5 S.GACHET	1:02.350	3 L.CHUDLEIGH	36.635	4	5 S.GACHET	2:20.725	2:21.724	(8)	
5	37 S.ZHENG	41.596	28 S.EVSTIGNEEV	1:02.500	5 S.GACHET	36.712	5	10 G.RUSSELL	2:20.877	2:21.269	(3)	
6	78 B.YUAN	41.606	38 S.MORRIS	1:02.662	21 P.ARMAND	36.732	6	21 P.ARMAND	2:21.130	2:21.411	(5)	
7	5 S.GACHET	41.663	10 G.RUSSELL	1:02.795	17 C.LECLERC	36.745	7	28 S.EVSTIGNEEV	2:21.238	2:21.531	(6)	
8	17 C.LECLERC	41.665	33 S.RIENER	1:02.944	27 D.CAPITANIO	36.797	8	3 L.CHUDLEIGH	2:21.478	2:21.663	(7)	
9	70 H.LI YE	41.698	29 A.NANDY	1:02.954	38 S.MORRIS	36.804	9	29 A.NANDY	2:21.537	2:21.775	(10)	
10	16 T.VIVACQUA	41.705	21 P.ARMAND	1:03.082	26 D.KORNEEV	36.820	10	38 S.MORRIS	2:21.638	2:21.773	(9)	
11	29 A.NANDY	41.716	3 L.CHUDLEIGH	1:03.126	66 R.OWENS	36.859	11	33 S.RIENER	2:21.794	2:21.908	(11)	
12	3 L.CHUDLEIGH	41.717	26 D.KORNEEV	1:03.247	29 A.NANDY	36.867	12	26 D.KORNEEV	2:21.812	2:23.043	(16)	
13	26 D.KORNEEV	41.745	4 H.DE SADELEER	1:03.258	32 A.ROVERA	36.882	13	32 A.ROVERA	2:22.077	2:22.725	(13)	
14	22 P.FITTIPALDI	41.781	22 P.FITTIPALDI	1:03.396	12 M.BOECKMANN	36.907	14	4 H.DE SADELEER	2:22.294	2:22.755	(14)	
15	1 A.BOSAK	41.794	72 J.CEVALLOS	1:03.490	15 M.KODRIC	36.911	15	22 P.FITTIPALDI	2:22.496	2:23.318	(22)	
16	19 N.DE VRIES	41.820	63 M.GONFIANTINI	1:03.503	28 S.EVSTIGNEEV	36.915	16	45 D.CAZZANIGA	2:22.510	2:22.578	(12)	
17	28 S.EVSTIGNEEV	41.823	32 A.ROVERA	1:03.610	33 S.RIENER	36.948	17	70 H.LI YE	2:22.544	2:23.117	(17)	
18	45 D.CAZZANIGA	41.824	45 D.CAZZANIGA	1:03.622	70 H.LI YE	36.973	18	16 T.VIVACQUA	2:22.574	2:23.321	(23)	
19	12 M.BOECKMANN	41.832	16 T.VIVACQUA	1:03.728	78 B.YUAN	37.045	19	63 M.GONFIANTINI	2:22.635	2:23.141	(18)	
20	15 M.KODRIC	41.872	70 H.LI YE	1:03.873	4 H.DE SADELEER	37.046	20	12 M.BOECKMANN	2:22.809	2:23.310	(21)	
21	33 S.RIENER	41.902	12 M.BOECKMANN	1:04.070	45 D.CAZZANIGA	37.064	21	78 B.YUAN	2:22.825	2:23.899	(26)	
22	4 H.DE SADELEER	41.990	15 M.KODRIC	1:04.093	63 M.GONFIANTINI	37.078	22	15 M.KODRIC	2:22.876	2:23.191	(19)	
23	8 K.LING	42.032	8 K.LING	1:04.093	8 K.LING	37.088	23	72 J.CEVALLOS	2:22.939	2:22.992	(15)	
24	63 M.GONFIANTINI	42.054	78 B.YUAN	1:04.174	16 T.VIVACQUA	37.141	24	37 S.ZHENG	2:23.002	2:23.415	(24)	
25	38 S.MORRIS	42.172	1 A.BOSAK	1:04.196	1 A.BOSAK	37.169	25	1 A.BOSAK	2:23.159	2:24.019	(27)	
26	42 D.PRONENKO	42.256	37 S.ZHENG	1:04.236	37 S.ZHENG	37.170	26	8 K.LING	2:23.213	2:23.295	(20)	
27	72 J.CEVALLOS	42.276	42 D.PRONENKO	1:04.306	72 J.CEVALLOS	37.173	27	42 D.PRONENKO	2:23.782	2:23.782	(25)	
28	73 P.PECCENINI	42.682	66 R.OWENS	1:04.380	42 D.PRONENKO	37.220	28	73 P.PECCENINI	2:24.981	2:25.416	(28)	
29	6 J.ALLEN	42.950	27 D.CAPITANIO	1:04.689	22 P.FITTIPALDI	37.319	29	6 J.ALLEN	2:27.352	2:28.386	(29)	
30	27 D.CAPITANIO	47.316	73 P.PECCENINI	1:04.725	73 P.PECCENINI	37.574	30	27 D.CAPITANIO	2:28.802			



FORMULA RENAULT 2.0 ALPS
 SPA EURO RACE 2014
 RACE 1

Fastest Lap Sequence

Practice Time	Driver	Team	Car	Class	Time	Kph	Lap
4:49.912	19 Nyck DE VRIES	KOIRANEN GP			2:27.247	171.2	2
4:51.379	5 Simon GACHET	ARTA ENGINEERING			2:26.699	171.9	2
4:55.107	3 Luke CHUDLEIGH	TECH 1 RACING			2:26.324	172.3	2
4:55.637	29 Akash NANDY	TECH 1 RACING			2:25.787	173.0	2
11:01.165	19 Nyck DE VRIES	KOIRANEN GP			2:21.028	178.8	4
13:21.719	19 Nyck DE VRIES	KOIRANEN GP			2:20.554	179.4	5



FORMULA RENAULT 2.0 ALPS


SPA EURO RACE 2014

RACE 1

Analysis by lap


Lapped

Nr	Lap Time	Gap	Nr	Lap Time	Gap	Nr	Lap Time	Gap	Nr	Lap Time	Gap	Nr	Lap Time	Gap									
Lap 1																							
19	2:22.665		33	2:30.978	18.160	72	2:23.539	11.305	26	2:23.498	14.254	29	4:06.634	4.625									
25	2:23.256	0.591	42	2:29.334	18.419	63	2:23.459	15.244	16	2:23.437	14.532	21	4:06.861	5.256									
5	2:24.680	2.015	6	2:30.107	18.701	33	2:23.422	15.562	22	2:24.216	14.558	10	4:07.008	6.456									
38	2:25.325	2.660	37	2:32.446	19.232	70	2:24.896	16.399	12	2:23.446	15.160	26	4:06.749	8.320									
17	2:25.602	2.937	32	2:30.934	20.654	45	2:29.051	17.175	15	2:23.504	15.747	12	4:06.841	9.231									
66	2:25.904	3.239	73	2:31.308	21.656	28	2:24.587	17.302	72	2:22.992	18.025	16	4:06.904	9.883									
27	2:26.213	3.548	78	2:31.923	22.202	8	2:25.012	18.085	33	2:21.908	18.475	15	4:06.939	10.833									
3	2:28.783	6.118	1	2:27.420	23.014	32	2:23.557	18.714	28	2:21.531	20.195	72	4:04.742	11.743									
4	2:29.475	6.810	Lap 3																				
29	2:29.850	7.185	19	3:50.225		42	2:26.525	20.457	63	2:23.141	21.336	33	4:05.276	12.654									
21	2:30.505	7.840	25	3:50.099	0.671	78	2:25.470	22.832	70	2:23.653	22.057	28	4:04.940	13.242									
10	2:30.843	8.178	5	3:50.032	1.274	6	2:28.386	23.025	45	2:22.578	22.748	63	4:04.906	13.936									
22	2:31.440	8.775	17	3:48.483	1.642	1	2:25.320	23.114	32	2:22.725	23.295	70	4:05.258	14.913									
26	2:33.419	10.754	38	3:48.784	2.518	73	2:26.780	23.988	8	2:23.295	24.553	45	4:04.327	15.495									
12	2:33.555	10.890	3	3:47.984	2.954	Lap 5									32	4:02.183	16.215						
16	2:34.289	11.624	29	3:47.730	3.230	19	2:20.554		1	2:24.113	30.134	8	4:02.022	16.759									
15	2:34.480	11.815	4	3:46.992	3.705	25	2:20.560	1.008	73	2:25.416	33.798	37	4:02.403	17.503									
72	2:34.838	12.173	10	3:46.859	4.123	17	2:21.322	2.761	4	2:22.755	34.894	78	4:00.261	18.175									
70	2:35.169	12.504	21	3:46.705	4.695	5	2:21.724	3.878	78	2:23.899	29.745	1	4:01.043	19.437									
45	2:35.532	12.867	22	3:46.270	5.209	38	2:21.773	5.172	1	2:24.113	30.134	73	3:57.491	20.237									
63	2:36.150	13.485	26	3:44.310	5.440	3	2:21.663	6.150	42	2:33.564	36.691	4	3:54.146	21.211									
37	2:36.698	14.033	16	3:44.660	6.202	29	2:21.775	7.114	Lap 7						42	3:54.263	21.845						
33	2:37.094	14.429	12	3:44.498	6.768	10	2:21.269	7.437	19	2:33.637		Lap 9											
8	2:37.595	14.930	15	3:44.892	7.935	21	2:21.411	8.527	25	2:33.026	0.613	19	3:45.655										
28	2:37.905	15.240	72	3:44.516	8.794	22	2:23.318	10.900	17	2:31.426	1.368	25	3:45.381	0.495									
6	2:38.506	15.841	45	3:44.181	9.152	26	2:23.043	11.314	5	2:30.463	1.928	17	3:44.604	1.023									
42	2:38.997	16.332	70	3:46.499	12.531	16	2:23.712	11.653	3	2:28.718	2.883	5	3:44.654	1.332									
32	2:39.632	16.967	63	3:46.021	12.813	12	2:23.310	12.272	38	2:29.410	3.307	3	3:44.473	1.834									
78	2:40.191	17.526	33	3:45.233	13.168	15	2:23.191	12.801	29	2:28.830	3.773	38	3:44.214	2.419									
73	2:40.260	17.595	28	3:46.341	13.743	72	2:24.840	15.591	21	2:28.396	4.177	29	3:43.844	2.814									
1	2:45.506	22.841	8	3:46.782	14.101	33	2:22.117	17.125	26	2:26.736	7.353	21	3:43.654	3.255									
18	3:10.653	47.988	42	3:46.766	14.960	63	2:24.063	18.753	12	2:26.649	8.172	10	3:42.857	3.658									
Lap 2															16	2:27.866	8.761	63	2:27.866	8.761	26	3:41.756	4.421
19	2:27.247		6	3:47.191	15.667	70	2:23.117	18.962	15	2:27.566	9.676	12	3:41.787	5.363									
25	2:27.453	0.797	37	3:46.911	15.918	28	2:22.474	19.222	72	2:28.395	12.783	33	3:38.551	5.550									
5	2:26.699	1.467	32	3:45.756	16.185	45	2:24.107	20.728	33	2:28.322	13.160	16	3:41.716	5.944									
17	2:27.694	3.384	73	3:46.805	18.236	32	2:22.968	21.128	28	2:27.526	14.084	15	3:41.176	6.354									
38	2:28.546	3.959	78	3:46.413	18.390	8	2:24.285	21.816	63	2:27.113	14.812	72	3:40.370	6.458									
3	2:26.324	5.195	1	3:46.033	18.822	37	2:23.415	22.835	70	2:27.017	15.437	28	3:39.357	6.944									
29	2:25.787	5.725	Lap 4												45	2:27.839	16.950						
4	2:27.375	6.938	19	2:21.028		42	2:23.782	23.685	32	2:30.156	19.814	70	3:38.480	7.738									
10	2:26.558	7.489	25	2:21.359	1.002	78	2:24.126	26.404	8	2:29.603	20.519	45	3:38.343	8.183									
21	2:27.622	8.215	17	2:21.379	1.993	1	2:24.019	26.579	37	2:28.825	20.882	32	3:37.970	8.530									
22	2:27.636	9.164	5	2:22.462	2.708	73	2:25.506	28.940	78	2:27.588	23.696	8	3:37.988	9.092									
26	2:27.848	11.355	38	2:22.463	3.953	4	2:46.006	32.697	1	2:27.679	24.176	37	3:37.793	9.641									
16	2:27.390	11.767	3	2:23.115	5.041	6	2:33.272	35.743	73	2:28.367	28.528	78	3:37.477	9.997									
12	2:28.852	12.495	29	2:23.691	5.893	Lap 6									1	3:36.599	10.381						
15	2:28.700	13.268	10	2:23.627	6.722	19	2:20.558		42	2:30.310	33.364	73	3:36.844	11.426									
72	2:29.577	14.503	4	2:24.568	7.245	25	2:20.774	1.224	Lap 8						4	3:36.264	11.820						
45	2:29.576	15.196	21	2:24.003	7.670	17	2:21.376	3.579	19	4:05.782		42	3:36.461	12.651									
70	2:31.000	16.257	22	2:23.955	8.136	5	2:21.782	5.102	25	4:05.938	0.769	Lap 10											
63	2:30.779	17.017	16	2:23.321	8.495	38	2:22.920	7.534	17	4:06.488	2.074	19	2:21.721										
8	2:29.861	17.544	26	2:24.413	8.825	3	2:22.210	7.802	5	4:06.187	2.333	25	2:21.570	0.344									
28	2:29.634	17.627	12	2:23.776	9.516	29	2:22.024	8.580	3	4:05.915	3.016	17	2:22.335	1.637									
			15	2:23.257	10.164	10	2:22.361	9.240	38	4:06.335	3.860	3	2:22.848	2.961									
						21	2:21.449	9.418															




FORMULA RENAULT 2.0 ALPS
SPA EURO RACE 2014
RACE 1

Analysis by lap

 Lapped

Nr	Lap Time	Gap	Nr	Lap Time	Gap	Nr	Lap Time	Gap	Nr	Lap Time	Gap	Nr	Lap Time	Gap
29	2:23.256	4.349												
38	2:23.962	4.660												
21	2:23.335	4.869												
10	2:23.264	5.201												
26	2:23.961	6.661												
33	2:23.783	7.612												
12	2:25.517	9.159												
72	2:26.816	11.553												
63	2:26.466	12.150												
70	2:26.284	12.301												
32	2:25.794	12.603												
8	2:25.770	13.141												
37	2:25.850	13.770												
45	2:28.269	14.731												
73	2:27.511	17.216												
42	2:26.966	17.896												
4	2:28.362	18.461												
16	2:43.198	27.421												
78	2:52.607	40.883												



FORMULA RENAULT 2.0 ALPS


SPA EURO RACE 2014

RACE 1

Analysis

■ Personal Best
 ■ Session Best
 ■ Crossing the finish line in pit lane

Lap	Time	Sector 1	Sector 2	Sector 3	Kph	Elapsed	Lap	Time	Sector 1	Sector 2	Sector 3	Kph	Elapsed
1 Alex BOSAK POL PREMA POWERTEAM							4	2:28.386	43.984	1:05.577	38.825	169.9	11:24.190
1	2:45.506	47.109	1:07.062	51.335	152.3	2:45.506	5	2:33.272	43.824	1:07.880	41.568	164.5	13:57.462
2	2:27.420	42.397	1:04.196	40.827	171.0	5:12.926	8 Kang LING CHN KOIRANEN GP						
3	3:46.033	1:24.483	1:26.457	55.093	111.6	8:58.959	1	2:37.595	49.712	1:08.595	39.288	160.0	2:37.595
4	2:25.320	42.369	1:05.197	37.754	173.5	11:24.279	2	2:29.861	43.200	1:05.074	41.587	168.3	5:07.456
5	2:24.019	42.111	1:04.459	37.449	175.1	13:48.298	3	3:46.782	1:21.301	1:29.511	55.970	111.2	8:54.238
6	2:24.113	42.575	1:04.369	37.169	175.0	16:12.411	4	2:25.012	42.639	1:05.035	37.338	173.9	11:19.250
7	2:27.679	42.263	1:04.287	41.129	170.7	18:40.090	5	2:24.285	42.056	1:05.078	37.151	174.8	13:43.535
8	4:01.043	1:06.921	1:50.333	1:03.789	104.6	22:41.133	6	2:23.295	42.114	1:04.093	37.088	176.0	16:06.830
9	3:36.599	1:08.430	1:27.874	1:00.295	116.4	26:17.732	7	2:29.603	42.266	1:06.227	41.110	168.5	18:36.433
3 Luke CHUDEIGH CAN TECH 1 RACING							8	4:02.022	1:08.474	1:50.145	1:03.403	104.2	22:38.455
1	2:28.783	45.282	1:05.619	37.882	169.5	2:28.783	9	3:37.988	1:08.352	1:27.609	1:02.027	115.7	26:16.443
2	2:26.324	42.168	1:03.303	40.853	172.3	4:55.107	10	2:25.770	42.032	1:06.209	37.529	173.0	28:42.213
3	3:47.984	1:14.225	1:35.945	57.814	110.6	8:43.091	10 George RUSSELL GBR KOIRANEN GP						
4	2:23.115	41.879	1:04.601	36.635	176.2	11:06.206	1	2:30.843	46.788	1:06.490	37.565	167.2	2:30.843
5	2:21.663	41.717	1:03.126	36.820	178.0	13:27.869	2	2:26.558	41.830	1:03.773	40.955	172.0	4:57.401
6	2:22.210	42.041	1:03.254	36.915	177.3	15:50.079	3	3:46.859	1:14.768	1:35.340	56.751	111.1	8:44.260
7	2:28.718	41.820	1:03.483	43.415	169.5	18:18.797	4	2:23.627	41.481	1:05.314	36.832	175.6	11:07.887
8	4:05.915	1:08.271	1:55.762	1:01.882	102.5	22:24.712	5	2:21.269	41.873	1:02.795	36.601	178.5	13:29.156
9	3:44.473	1:05.419	1:34.262	1:04.792	112.3	26:09.185	6	2:22.361	41.770	1:03.549	37.042	177.1	15:51.517
10	2:22.848	41.845	1:04.017	36.986	176.5	28:32.033	7	2:29.627	41.908	1:03.949	43.770	168.5	18:21.144
4 Hugo DE SADELEER SUI TECH 1 RACING							8	4:07.008	1:10.067	1:54.778	1:02.163	102.1	22:28.152
1	2:29.475	46.232	1:05.327	37.916	168.7	2:29.475	9	3:42.857	1:05.078	1:33.673	1:04.106	113.1	26:11.009
2	2:27.375	42.255	1:04.332	40.788	171.1	4:56.850	10	2:23.264	42.217	1:04.240	36.807	176.0	28:34.273
3	3:46.992	1:14.394	1:35.228	57.370	111.1	8:43.842	12 Marek BOECKMANN GER JENZER MOTORSPORT						
4	2:24.568	41.990	1:05.532	37.046	174.4	11:08.410	1	2:33.555	48.321	1:06.545	38.689	164.2	2:33.555
5	2:46.006	42.194	1:25.499	38.313	151.9	13:54.416	2	2:28.852	42.041	1:05.278	41.533	169.4	5:02.407
6	2:22.755	42.361	1:03.258	37.136	176.6	16:17.171	3	3:44.498	1:15.221	1:34.356	54.921	112.3	8:46.905
7	2:31.590	42.348	1:07.272	41.970	166.3	18:48.761	4	2:23.776	42.258	1:04.611	36.907	175.4	11:10.681
8	3:54.146	1:02.090	1:47.713	1:04.343	107.7	22:42.907	5	2:23.310	41.946	1:04.146	37.218	175.9	13:33.991
9	3:36.264	1:09.689	1:26.344	1:00.231	116.6	26:19.171	6	2:23.446	41.832	1:04.536	37.078	175.8	15:57.437
10	2:28.362	42.844	1:07.931	37.587	170.0	28:47.533	7	2:26.649	42.515	1:04.070	40.064	171.9	18:24.086
5 Simon GACHET FRA ARTA ENGINEERING							8	4:06.841	1:09.723	1:53.411	1:03.707	102.1	22:30.927
1	2:24.680	44.556	1:03.142	36.982	174.3	2:24.680	9	3:41.787	1:05.718	1:31.944	1:04.125	113.7	26:12.714
2	2:26.699	41.913	1:02.350	42.436	171.9	4:51.379	10	2:25.517	42.736	1:05.338	37.443	173.3	28:38.231
3	3:50.032	1:14.284	1:37.072	58.676	109.6	8:41.411	15 Martin KODRIC CRO FORTEC MOTORSPORTS						
4	2:22.462	42.112	1:03.638	36.712	177.0	11:03.873	1	2:34.480	48.241	1:07.413	38.826	163.2	2:34.480
5	2:21.724	41.663	1:03.219	36.842	177.9	13:25.597	2	2:28.700	42.412	1:04.463	41.825	169.6	5:03.180
6	2:21.782	41.877	1:02.848	37.057	177.8	15:47.379	3	3:44.892	1:15.260	1:34.497	55.135	112.1	8:48.072
7	2:30.463	41.792	1:02.951	45.720	167.6	18:17.842	4	2:23.257	42.253	1:04.093	36.911	176.0	11:11.329
8	4:06.187	1:06.140	1:57.599	1:02.448	102.4	22:24.029	5	2:23.191	41.872	1:04.252	37.067	176.1	13:34.520
9	3:44.654	1:02.938	1:36.589	1:05.127	112.2	26:08.683	6	2:23.504	42.123	1:04.340	37.041	175.7	15:58.024
6 James ALLEN AUS ARTA ENGINEERING							7	2:27.566	42.722	1:04.454	40.390	170.9	18:25.590
1	2:38.506	48.266	1:09.189	41.051	159.1	2:38.506	8	4:06.939	1:09.357	1:53.783	1:03.799	102.1	22:32.529
2	2:30.107	42.950	1:05.780	41.377	168.0	5:08.613	9	3:41.176	1:05.781	1:31.481	1:03.914	114.0	26:13.705
3	3:47.191	1:21.706	1:29.734	55.751	111.0	8:55.804							




FORMULA RENAULT 2.0 ALPS

SPA EURO RACE 2014

RACE 1

Analysis

Lap	Time	Sector 1	Sector 2	Sector 3	Kph	Elapsed	Lap	Time	Sector 1	Sector 2	Sector 3	Kph	Elapsed	
16	Thiago VIVACQUA BRA FORTEC MOTORSPORTS							22	Pietro FITTIPALDI BRA MGR MOTORSPORT					
1	2:34.289	48.560	1:07.313	38.416	163.4	2:34.289	1	2:31.440	47.432	1:06.414	37.594	166.5	2:31.440	
2	2:27.390	42.491	1:03.728	41.171	171.1	5:01.679	2	2:27.636	42.408	1:03.818	41.410	170.8	4:59.076	
3	3:44.660	1:14.750	1:34.969	54.941	112.2	8:46.339	3	3:46.270	1:15.186	1:34.609	56.475	111.4	8:45.346	
4	2:23.321	42.023	1:03.952	37.346	175.9	11:09.660	4	2:23.955	43.021	1:03.615	37.319	175.2	11:09.301	
5	2:23.712	41.705	1:04.866	37.141	175.4	13:33.372	5	2:23.318	41.781	1:04.154	37.383	175.9	13:32.619	
6	2:23.437	41.989	1:04.206	37.242	175.8	15:56.809	6	2:24.216	42.697	1:03.396	38.123	174.8	15:56.835	
7	2:27.866	43.375	1:04.336	40.155	170.5	18:24.675								
8	4:06.904	1:09.785	1:53.369	1:03.750	102.1	22:31.579	25	Matevos ISAAKYAN RUS JD MOTORSPORT						
9	3:41.716	1:05.749	1:31.656	1:04.311	113.7	26:13.295	1	2:23.256	44.218	1:02.342	36.696	176.0	2:23.256	
10	2:43.198	42.372	1:05.345	55.481	154.5	28:56.493	2	2:27.453	41.808	1:02.206	43.439	171.0	4:50.709	
17	Charles LECLERC MCO FORTEC MOTORSPORTS							3	3:50.099	1:13.644	1:37.647	58.808	109.6	8:40.808
1	2:25.602	44.631	1:03.933	37.038	173.2	2:25.602	4	2:21.359	41.812	1:03.000	36.547	178.4	11:02.167	
2	2:27.694	42.638	1:02.237	42.819	170.7	4:53.296	5	2:20.560	41.778	1:02.266	36.516	179.4	13:22.727	
3	3:48.483	1:13.826	1:36.627	58.030	110.4	8:41.779	6	2:20.774	41.715	1:02.421	36.638	179.1	15:43.501	
4	2:21.379	41.665	1:02.969	36.745	178.3	11:03.158	7	2:33.026	41.498	1:02.623	48.905	164.8	18:16.527	
5	2:21.322	41.894	1:02.668	36.760	178.4	13:24.480	8	4:05.938	1:04.569	1:58.420	1:02.949	102.5	22:22.465	
6	2:21.376	41.965	1:02.500	36.911	178.3	15:45.856	9	3:45.381	1:02.457	1:37.337	1:05.587	111.9	26:07.846	
7	2:31.426	41.977	1:02.965	46.484	166.5	18:17.282	10	2:21.570	41.767	1:03.064	36.739	178.1	28:29.416	
8	4:06.488	1:05.047	1:58.780	1:02.661	102.3	22:23.770								
9	3:44.604	1:02.388	1:36.939	1:05.277	112.3	26:08.374	26	Denis KORNEEV RUS JD MOTORSPORT						
10	2:22.335	42.137	1:03.336	36.862	177.1	28:30.709	1	2:33.419	46.924	1:08.299	38.196	164.3	2:33.419	
18	Ben BARNICOAT GBR FORTEC MOTORSPORTS							2	2:27.848	42.158	1:03.393	42.297	170.5	5:01.267
1	3:10.653	45.269	1:05.180	1:20.204	132.3	3:10.653	3	3:44.310	1:14.491	1:34.343	55.476	112.4	8:45.577	
19	Nyck DE VRIES NED KOIRANEN GP							4	2:24.413	43.016	1:04.577	36.820	174.6	11:09.990
1	2:22.665	43.796	1:02.242	36.627	176.7	2:22.665	5	2:23.043	41.745	1:04.153	37.145	176.3	13:33.033	
2	2:27.247	41.988	1:01.978	43.281	171.2	4:49.912	6	2:23.498	42.263	1:03.948	37.287	175.7	15:56.531	
3	3:50.225	1:13.387	1:37.779	59.059	109.5	8:40.137	7	2:26.736	42.189	1:03.247	41.300	171.8	18:23.267	
4	2:21.028	42.176	1:02.327	36.525	178.8	11:01.165	8	4:06.749	1:09.394	1:53.945	1:03.410	102.2	22:30.016	
5	2:20.554	42.005	1:02.073	36.476	179.4	13:21.719	9	3:41.756	1:05.274	1:32.561	1:03.921	113.7	26:11.772	
6	2:20.558	41.923	1:02.051	36.584	179.4	15:42.277	10	2:23.961	42.785	1:03.915	37.261	175.1	28:35.733	
7	2:33.637	41.820	1:02.035	49.782	164.1	18:15.914								
8	4:05.782	1:03.740	1:59.042	1:03.000	102.6	22:21.696	27	Dario CAPITANIO ITA BVM RACING						
9	3:45.655	1:02.263	1:37.873	1:05.519	111.7	26:07.351	1	2:26.213	44.727	1:04.689	36.797	172.4	2:26.213	
10	2:21.721	42.121	1:02.610	36.990	177.9	28:29.072								
21	Philo Paz Patrick ARMAND IND TECH 1 RACING							28	Semen EVSTIGNEEV RUS BVM RACING					
1	2:30.505	46.662	1:06.238	37.605	167.5	2:30.505	1	2:37.905	56.348	1:03.497	38.060	159.7	2:37.905	
2	2:27.622	42.333	1:04.343	40.946	170.8	4:58.127	2	2:29.634	42.203	1:04.155	43.276	168.5	5:07.539	
3	3:46.705	1:14.566	1:35.494	56.645	111.2	8:44.832	3	3:46.341	1:19.269	1:30.381	56.691	111.4	8:53.880	
4	2:24.003	41.759	1:05.054	37.190	175.1	11:08.835	4	2:24.587	42.839	1:04.440	37.308	174.4	11:18.467	
5	2:21.411	41.597	1:03.082	36.732	178.3	13:30.246	5	2:22.474	42.092	1:03.074	37.308	177.0	13:40.941	
6	2:21.449	41.316	1:03.292	36.841	178.3	15:51.695	6	2:21.531	42.116	1:02.500	36.915	178.2	16:02.472	
7	2:28.396	41.615	1:03.590	43.191	169.9	18:20.091	7	2:27.526	41.823	1:05.144	40.559	170.9	18:29.998	
8	4:06.861	1:08.851	1:55.791	1:02.219	102.1	22:26.952	8	4:04.940	1:08.959	1:52.466	1:03.515	102.9	22:34.938	
9	3:43.654	1:05.352	1:33.753	1:04.549	112.7	26:10.606	9	3:39.357	1:07.187	1:29.675	1:02.495	114.9	26:14.295	
10	2:23.335	41.916	1:04.348	37.071	175.9	28:33.941	29	Akash NANDY MAL TECH 1 RACING						
							1	2:29.850	46.757	1:05.727	37.366	168.3	2:29.850	



FORMULA RENAULT 2.0 ALPS

SPA EURO RACE 2014

RACE 1

Analysis

■ Personal Best
 ■ Session Best
 ■ Crossing the finish line in pit lane

Lap	Time	Sector 1	Sector 2	Sector 3	Kph	Elapsed	Lap	Time	Sector 1	Sector 2	Sector 3	Kph	Elapsed
2	2:25.787	41.837	1:03.739	40.211	173.0	4:55.637	6	2:22.920	42.180	1:02.982	37.758	176.4	15:49.811
3	3:47.730	1:14.513	1:35.561	57.656	110.7	8:43.367	7	2:29.410	42.204	1:03.631	43.575	168.8	18:19.221
4	2:23.691	41.747	1:05.077	36.867	175.5	11:07.058	8	4:06.335	1:08.305	1:55.876	1:02.154	102.4	22:25.556
5	2:21.775	41.855	1:03.027	36.893	177.8	13:28.833	9	3:44.214	1:05.577	1:33.833	1:04.804	112.5	26:09.770
6	2:22.024	42.090	1:02.954	36.980	177.5	15:50.857	10	2:23.962	42.197	1:04.507	37.258	175.1	28:33.732
7	2:28.830	41.792	1:03.583	43.455	169.4	18:19.687							
8	4:06.634	1:08.471	1:55.992	1:02.171	102.2	22:26.321							
9	3:43.844	1:05.476	1:33.550	1:04.818	112.6	26:10.165							
10	2:23.256	41.716	1:04.349	37.191	176.0	28:33.421							

32 Alessio ROVERA				ITA		
CRAM MOTORSPORT						
1	2:39.632	45.885	1:05.337	48.410	158.0	2:39.632
2	2:30.934	42.504	1:05.703	42.727	167.1	5:10.566
3	3:45.756	1:22.813	1:28.582	54.361	111.7	8:56.322
4	2:23.557	41.805	1:04.870	36.882	175.6	11:19.879
5	2:22.968	41.585	1:04.053	37.330	176.4	13:42.847
6	2:22.725	42.041	1:03.610	37.074	176.7	16:05.572
7	2:30.156	41.751	1:07.268	41.137	167.9	18:35.728
8	4:02.183	1:08.114	1:50.450	1:03.619	104.1	22:37.911
9	3:37.970	1:08.244	1:27.762	1:01.964	115.7	26:15.881
10	2:25.794	41.982	1:06.372	37.440	172.9	28:41.675

33 Stefan RIENER				AUT		
CRAM MOTORSPORT						
1	2:37.094	50.032	1:08.262	38.800	160.5	2:37.094
2	2:30.978	41.946	1:06.248	42.784	167.0	5:08.072
3	3:45.233	1:19.750	1:29.832	55.651	111.9	8:53.305
4	2:23.422	42.659	1:03.452	37.311	175.8	11:16.727
5	2:22.117	41.902	1:03.267	36.948	177.4	13:38.844
6	2:21.908	41.956	1:02.944	37.008	177.7	16:00.752
7	2:28.322	42.488	1:05.556	40.278	170.0	18:29.074
8	4:05.276	1:07.561	1:54.465	1:03.250	102.8	22:34.350
9	3:38.551	1:06.092	1:30.943	1:01.516	115.4	26:12.901
10	2:23.783	42.472	1:04.137	37.174	175.4	28:36.684

37 Sun ZHENG				CHN		
CHINA BRT by JCS						
1	2:36.698	49.897	1:07.684	39.117	160.9	2:36.698
2	2:32.446	41.948	1:06.408	44.090	165.4	5:09.144
3	3:46.911	1:21.860	1:29.533	55.518	111.1	8:56.055
4	2:25.084	42.110	1:05.444	37.530	173.8	11:21.139
5	2:23.415	41.889	1:04.236	37.290	175.8	13:44.554
6	2:23.417	41.596	1:04.645	37.176	175.8	16:07.971
7	2:28.825	41.940	1:06.055	40.830	169.4	18:36.796
8	4:02.403	1:08.474	1:50.339	1:03.590	104.0	22:39.199
9	3:37.793	1:08.469	1:27.726	1:01.598	115.8	26:16.992
10	2:25.850	41.884	1:06.796	37.170	172.9	28:42.842

38 Sebastien MORRIS				GBR		
FORTEC MOTORSPORTS						
1	2:25.325	44.579	1:03.637	37.109	173.5	2:25.325
2	2:28.546	42.885	1:03.485	42.176	169.7	4:53.871
3	3:48.784	1:14.026	1:36.359	58.399	110.2	8:42.655
4	2:22.463	42.401	1:03.258	36.804	177.0	11:05.118
5	2:21.773	42.172	1:02.662	36.939	177.8	13:26.891


42 Danylo PRONENKO				UKR		
AS MOTORSPORT by GSK						
1	2:38.997	51.125	1:07.919	39.953	158.6	2:38.997
2	2:29.334	42.681	1:05.850	40.803	168.8	5:08.331
3	3:46.766	1:21.349	1:29.432	55.985	111.2	8:55.097
4	2:26.525	42.325	1:05.408	38.792	172.1	11:21.622
5	2:23.782	42.256	1:04.306	37.220	175.4	13:45.404
6	2:33.564	51.384	1:04.762	37.418	164.2	16:18.968
7	2:30.310	42.693	1:05.603	42.014	167.7	18:49.278
8	3:54.263	1:02.967	1:47.442	1:03.854	107.6	22:43.541
9	3:36.461	1:10.455	1:25.805	1:00.201	116.5	26:20.002
10	2:26.966	42.402	1:06.941	37.623	171.6	28:46.968

45 Daniele CAZZANIGA				ITA		
GSK GRAND PRIX						
1	2:35.532	47.411	1:09.211	38.910	162.1	2:35.532
2	2:29.576	42.310	1:04.472	42.794	168.6	5:05.108
3	3:44.181	1:18.072	1:31.314	54.795	112.5	8:49.289
4	2:29.051	43.331	1:08.368	37.352	169.2	11:18.340
5	2:24.107	42.808	1:04.008	37.291	175.0	13:42.447
6	2:22.578	41.892	1:03.622	37.064	176.8	16:05.025
7	2:27.839	41.824	1:04.825	41.190	170.6	18:32.864
8	4:04.327	1:10.297	1:50.674	1:03.356	103.2	22:37.191
9	3:38.343	1:08.493	1:27.937	1:01.913	115.5	26:15.534
10	2:28.269	42.082	1:08.553	37.634	170.1	28:43.803

63 Matteo GONFIANTINI				ITA		
TS CORSE						
1	2:36.150	48.461	1:08.871	38.818	161.5	2:36.150
2	2:30.779	42.404	1:04.646	43.729	167.2	5:06.929
3	3:46.021	1:18.988	1:29.782	57.251	111.6	8:52.950
4	2:23.459	42.748	1:03.503	37.208	175.8	11:16.409
5	2:24.063	42.310	1:04.365	37.388	175.0	13:40.472
6	2:23.141	42.486	1:03.577	37.078	176.1	16:03.613
7	2:27.113	42.054	1:04.202	40.857	171.4	18:30.726
8	4:04.906	1:08.785	1:52.878	1:03.243	103.0	22:35.632
9	3:39.124	1:07.093	1:29.515	1:02.516	115.1	26:14.756
10	2:26.466	42.222	1:06.194	38.050	172.2	28:41.222

66 Raoul OWENS				GBR		
MARK BURDETT MOTORSPORT						
1	2:25.904	44.665	1:04.380	36.859	172.8	2:25.904

70 Hong LI YE				CHN		
KOIRANEN MOTORSPORT						
1	2:35.169	49.479	1:07.501	38.189	162.5	2:35.169
2	2:31.000	42.716	1:04.793	43.491	167.0	5:06.169
3	3:46.499	1:19.036	1:30.057	57.406	111.3	8:52.668
4	2:24.896	43.819	1:03.873	37.204	174.0	11:17.564



FORMULA RENAULT 2.0 ALPS

SPA EURO RACE 2014

RACE 1

Analysis

■ Personal Best
 ■ Session Best
 B Crossing the finish line in pit lane

Lap	Time	Sector 1	Sector 2	Sector 3	Kph	Elapsed	Lap	Time	Sector 1	Sector 2	Sector 3	Kph	Elapsed
5	2:23.117	41.952	1:03.882	37.283	176.2	13:40.681							
6	2:23.653	42.528	1:04.152	36.973	175.5	16:04.334							
7	2:27.017	41.822	1:04.083	41.112	171.5	18:31.351							
8	4:05.258	1:09.675	1:52.181	1:03.402	102.8	22:36.609							
9	3:38.480	1:06.939	1:29.601	1:01.940	115.4	26:15.089							
10	2:26.284	41.698	1:07.110	37.476	172.4	28:41.373							

72 **Jorge CEVALLOS** MEX
FORTEC MOTORSPORTS


1	2:34.838	48.451	1:07.901	38.486	162.8	2:34.838
2	2:29.577	42.337	1:04.839	42.401	168.6	5:04.415
3	3:44.516	1:16.045	1:33.690	54.781	112.3	8:48.931
4	2:23.539	42.360	1:04.006	37.173	175.7	11:12.470
5	2:24.840	42.287	1:05.271	37.282	174.1	13:37.310
6	2:22.992	42.276	1:03.490	37.226	176.3	16:00.302
7	2:28.395	42.299	1:05.750	40.346	169.9	18:28.697
8	4:04.742	1:07.318	1:53.470	1:03.954	103.0	22:33.439
9	3:40.370	1:06.377	1:30.533	1:03.460	114.4	26:13.809
10	2:26.816	42.470	1:06.308	38.038	171.7	28:40.625

73 **Pietro PECCENINI** ITA
TS CORSE

1	2:40.260	50.603	1:08.277	41.380	157.3	2:40.260
2	2:31.308	42.806	1:05.722	42.780	166.6	5:11.568
3	3:46.805	1:22.902	1:28.483	55.420	111.2	8:58.373
4	2:26.780	43.793	1:05.213	37.774	171.8	11:25.153
5	2:25.506	42.806	1:05.126	37.574	173.3	13:50.659
6	2:25.416	43.007	1:04.725	37.684	173.4	16:16.075
7	2:28.367	42.682	1:05.755	39.930	169.9	18:44.442
8	3:57.491	1:03.919	1:49.636	1:03.936	106.2	22:41.933
9	3:36.844	1:09.116	1:27.323	1:00.405	116.3	26:18.777
10	2:27.511	43.428	1:06.285	37.798	170.9	28:46.288

78 **Bo YUAN** CHN
KOIRANEN GP

1	2:40.191	49.750	1:12.502	37.939	157.4	2:40.191
2	2:31.923	42.135	1:06.722	43.066	166.0	5:12.114
3	3:46.413	1:23.971	1:27.401	55.041	111.4	8:58.527
4	2:25.470	42.623	1:05.160	37.687	173.3	11:23.997
5	2:24.126	42.148	1:04.521	37.457	174.9	13:48.123
6	2:23.899	42.512	1:04.342	37.045	175.2	16:12.022
7	2:27.588	42.185	1:04.174	41.229	170.8	18:39.610
8	4:00.261	1:06.411	1:50.419	1:03.431	104.9	22:39.871
9	3:37.477	1:08.730	1:28.168	1:00.579	115.9	26:17.348
10	2:52.607 B	41.606	1:16.458	54.543	146.1	29:09.955




FORMULA RENAULT 2.0 ALPS
SPA EURO RACE 2014
RACE 2 (25' + 1 lap)

Starting Grid

Thiago VIVACQUA	FORTEC MOTORSPORTS	16	- 16 -	33	CRAM MOTORSPORT	Stefan RIENER
Sun ZHENG	CHINA BRT by JCS	37	- 15 -	42	AS MOTORSPORT by GSK	Danylo PRONENKO
Bo YUAN	KOIRANEN GP	78	- 14 -	73	TS CORSE	Pietro PECCENINI
Hong LI YE	KOIRANEN MOTORSPORT	70	- 13 -	8	KOIRANEN GP	Kang LING
Daniele CAZZANIGA	GSK GRAND PRIX	45	- 12 -	72	FORTEC MOTORSPORTS	Jorge CEVALLOS
James ALLEN	ARTA ENGINEERING	6	- 11 -	15	FORTEC MOTORSPORTS	Martin KODRIC
Semen EVSTIGNEEV	BVM RACING	28	- 10 -	12	JENZER MOTORSPORT	Marek BOECKMANN
Denis KORNEEV	JD MOTORSPORT	26	- 9 -	22	MGR MOTORSPORT	Pietro FITTIPALDI
George RUSSELL	KOIRANEN GP	10	- 8 -	63	TS CORSE	Matteo GONFIANTINI
Akash NANDY	TECH 1 RACING	29	- 7 -	27	BVM RACING	Dario CAPITANIO
Hugo DE SADELEER	TECH 1 RACING	4	- 6 -	1	PREMA POWERTEAM	Alex BOSAK
Raoul OWENS	MARK BURDETT MOTORSPORT	66	- 5 -	21	TECH 1 RACING	Philo Paz Patrick ARMAND
Charles LECLERC	FORTEC MOTORSPORTS	17	- 4 -	32	CRAM MOTORSPORT	Alessio ROVERA
Sebastien MORRIS	FORTEC MOTORSPORTS	38	- 3 -	3	TECH 1 RACING	Luke CHUDLEIGH
Simon GACHET	ARTA ENGINEERING	5	- 2 -	18	FORTEC MOTORSPORTS	Ben BARNICOAT
Nyck DE VRIES	KOIRANEN GP	19	- 1 -	25	JD MOTORSPORT	Matevos ISAAKYAN


Pole



FORMULA RENAULT 2.0 ALPS
SPA EURO RACE 2014
RACE 2 (25' +1 lap)

Starting Grid

Stewards:	Timekeeper:
-----------	-------------



SPA EURO RACE 2014 FORMULA RENAULT 2.0 ALPS RACE 2 (25' + 1 lap)

Final Classification

Drivers	Nat	Team	Vehicle	Class	Laps	Total Time	Gap	Avg Kph	Best Lap	Avg Kph	
								Lap	Time		
1	19	Nyck DE VRIES	NED	KOIRANEN GP	12	28:06.739	-	179.4	3	2:20.146	179.9
2	25	Matevos ISAAKYAN	RUS	JD MOTORSPORT	12	28:19.189	+12.450	178.1	5	2:20.700	179.2
3	17	Charles LECLERC	MCO	FORTEC MOTORSPORTS	12	28:26.630	+19.891	177.3	4	2:20.750	179.1
4	18	Ben BARNICOAT	GBR	FORTEC MOTORSPORTS	12	28:28.177	+21.438	177.1	3	2:21.370	178.4
5	66	Raoul OWENS	GBR	MARK BURDETT MOTORSPORT	12	28:29.092	+22.353	177.0	6	2:21.416	178.3
6	27	Dario CAPITANIO	ITA	BVM RACING	12	28:34.324	+27.585	176.5	6	2:21.551	178.1
7	10	George RUSSELL	GBR	KOIRANEN GP	12	28:35.179	+28.440	176.4	6	2:21.607	178.1
8	32	Alessio ROVERA	ITA	CRAM MOTORSPORT	12	28:35.677	+28.940	176.4	7	2:21.955	177.6
9	1	Alex BOSAK	POL	PREMA POWERTEAM	12	28:36.179	+29.440	176.3	10	2:21.649	178.0
10	29	Akash NANDY	MAL	TECH 1 RACING	12	28:38.406	+31.667	176.1	10	2:21.855	177.7
11	21	Philo Paz Patrick ARMAND	IND	TECH 1 RACING	12	28:38.953	+32.214	176.0	10	2:21.704	177.9
12	26	Denis KORNEEV	RUS	JD MOTORSPORT	12	28:42.698	+35.959	175.6	11	2:21.880	177.7
13	22	Pietro FITTIPALDI	BRA	MGR MOTORSPORT	12	28:43.751	+37.012	175.5	8	2:22.773	176.6
14	16	Thiago VIVACQUA	BRA	FORTEC MOTORSPORTS	12	28:50.483	+43.744	174.8	4	2:22.408	177.1
15	63	Matteo GONFIANTINI	ITA	TS CORSE	12	28:52.693	+45.954	174.6	2	2:23.185	176.1
16	70	Hong LI YE	CHN	KOIRANEN MOTORSPORT	12	28:53.799	+47.060	174.5	11	2:22.712	176.7
17	15	Martin KODRIC	CRO	FORTEC MOTORSPORTS	12	28:55.917	+49.178	174.3	9	2:22.385	177.1
18	8	Kang LING	CHN	KOIRANEN GP	12	29:02.746	+56.007	173.6	8	2:22.911	176.4
19	72	Jorge CEVALLOS	MEX	FORTEC MOTORSPORTS	12	29:03.695	+56.956	173.5	11	2:23.003	176.3
20	37	Sun ZHENG	CHN	CHINA BRT by JCS	12	29:12.642	+1:05.903	172.6	9	2:23.667	175.5
21	45	Daniele CAZZANIGA	ITA	GSK GRAND PRIX	12	29:12.789	+1:06.050	172.6	11	2:23.633	175.5
22	6	James ALLEN	AUS	ARTA ENGINEERING	12	29:14.596	+1:07.857	172.4	12	2:23.149	176.1
23	73	Pietro PECCENINI	ITA	TS CORSE	12	29:17.890	+1:11.151	172.1	11	2:24.570	174.4
24	12	Marek BOECKMANN	GER	JENZER MOTORSPORT	12	29:24.870	+1:18.131	171.4	11	2:23.358	175.9
25	78	Bo YUAN	CHN	KOIRANEN GP	12	29:25.372	+1:18.633	171.4	7	2:23.430	175.8
26	4	Hugo DE SADELEER	SUI	TECH 1 RACING	11	26:48.150	1 Lap	172.5	7	2:22.590	176.8
27	42	Danylo PRONENKO	UKR	AS MOTORSPORT by GSK	11	28:15.845	1 Lap	163.6	9	2:24.419	174.6

Not classified:

38	Sebastien MORRIS	GBR	FORTEC MOTORSPORTS	9	21:45.612	8	2:21.209	178.6
33	Stefan RIENER	AUT	CRAM MOTORSPORT	8	19:34.911	4	2:24.027	175.1
5	Simon GACHET	FRA	ARTA ENGINEERING	4	9:35.073	2	2:22.849	176.5
3	Luke CHUDLEIGH	CAN	TECH 1 RACING	4	9:35.658	2	2:22.321	177.2

Not started

28	Semen EVSTIGNEEV	RUS	BVM RACING					
----	------------------	-----	------------	--	--	--	--	--

Pole Position	N. DE VRIES		
Fastest Lap	Lap 3	Nyck DE VRIES	2:20.146 179.9 Kph


2^o PENALTY FOR CAR N° 18 DUE TO STEWARDS DECISION N° 21

Published at:

Track Status:

DRY


Stewards:	Timekeeper:
------------------	--------------------



FORMULA RENAULT 2.0 ALPS
SPA EURO RACE 2014
RACE 2

Lap Chart


		LAP												
Nr	Pos	Pos	1	2	3	4	5	6	7	8	9	10	11	12
19	1	19	19	19	19	19	19	19	19	19	19	19	19	19
25	2	25	18	25	25	25	25	25	25	25	25	25	25	25
5	3	5	25	18	18	18	18	18	18	18	18	18	18	18
18	4	18	38	38	38	38	38	38	38	38	17	17	17	17
38	5	38	5	5	5	17	17	17	17	17	66	66	66	66
3	6	3	66	17	17	5	66	66	66	66	27	27	27	27
17	7	17	17	66	66	66	27	27	27	27	10	10	10	10
32	8	32	3	3	3	3	10	10	10	10	32	32	32	32
66	9	66	32	32	27	27	32	32	32	32	1	1	1	1
21	10	21	21	27	32	32	1	1	1	21	29	29	29	29
4	11	4	27	1	1	1	21	21	21	1	21	21	21	21
1	12	1	1	21	21	10	29	29	29	29	22	22	22	26
29	13	29	10	10	10	21	22	22	22	22	26	26	26	22
27	14	27	22	22	22	29	63	63	63	26	63	16	16	16
10	15	10	63	63	29	22	16	26	26	63	16	63	63	63
63	16	63	4	29	63	63	26	16	16	16	4	70	70	70
26	17	26	29	70	70	70	70	70	70	4	70	4	15	15
22	18	22	70	12	16	16	4	4	4	70	38	15	8	8
28	19	28	8	16	26	26	15	15	15	15	15	8	72	72
12	20	12	12	26	12	4	72	72	8	8	8	72	37	37
6	21	6	26	4	4	37	37	8	72	72	72	37	4	45
15	22	15	15	15	37	15	6	6	37	37	37	45	45	6
45	23	45	45	8	15	72	33	37	33	33	45	78	6	73
72	24	72	16	45	72	6	8	33	6	6	78	6	73	12
70	25	70	6	37	6	33	73	73	45	45	6	73	78	78
8	26	8	37	6	8	8	45	45	73	78	73	12	12	
78	27	78	33	33	33	73	78	78	78	73	12	42	42	
73	28	73	72	72	73	45	12	12	12	12	42			
37	29	37	73	73	78	78	42	42	42	42				
42	30	42	42	78	45	12								
16	31	16	78	42	42									
33	32	33												



FORMULA RENAULT 2.0 ALPS
SPA EURO RACE 2014
RACE 2

Best Sector Times


SECTOR 1			SECTOR 2		SECTOR 3		Pos	Driver	Ideal Lap	Best Lap
Pos	Driver	Time	Driver	Time	Driver	Time				
1	21 P.ARMAND	41.035	19 N.DE VRIES	1:01.909	21 P.ARMAND	36.722	1	19 N.DE VRIES	2'19.881	2:20.146 (1)
2	27 D.CAPITANIO	41.048	25 M.ISAAYAN	1:02.376	19 N.DE VRIES	36.792	2	17 C.LECLERC	2'20.377	2:20.750 (3)
3	3 L.CHUDLEIGH	41.074	17 C.LECLERC	1:02.420	10 G.RUSSELL	36.835	3	25 M.ISAAYAN	2'20.555	2:20.700 (2)
4	17 C.LECLERC	41.090	38 S.MORRIS	1:02.622	27 D.CAPITANIO	36.843	4	38 S.MORRIS	2'20.744	2:21.209 (4)
5	10 G.RUSSELL	41.100	18 B.BARNICOAT	1:02.766	3 L.CHUDLEIGH	36.852	5	27 D.CAPITANIO	2'20.858	2:21.551 (7)
6	4 H.DE SADELEER	41.133	66 R.OWENS	1:02.822	17 C.LECLERC	36.867	6	10 G.RUSSELL	2'20.956	2:21.607 (8)
7	29 A.NANDY	41.141	27 D.CAPITANIO	1:02.967	25 M.ISAAYAN	36.890	7	66 R.OWENS	2'21.156	2:21.416 (6)
8	19 N.DE VRIES	41.180	1 A.BOSAK	1:03.014	38 S.MORRIS	36.907	8	18 B.BARNICOAT	2'21.273	2:21.370 (5)
9	37 S.ZHENG	41.186	10 G.RUSSELL	1:03.021	32 A.ROVERA	36.972	9	1 A.BOSAK	2'21.334	2:21.649 (9)
10	38 S.MORRIS	41.215	32 A.ROVERA	1:03.101	1 A.BOSAK	37.005	10	21 P.ARMAND	2'21.400	2:21.704 (10)
11	5 S.GACHET	41.235	26 D.KORNEEV	1:03.194	66 R.OWENS	37.029	11	3 L.CHUDLEIGH	2'21.490	2:22.321 (14)
12	26 D.KORNEEV	41.288	16 T.VIVACQUA	1:03.237	26 D.KORNEEV	37.067	12	32 A.ROVERA	2'21.508	2:21.955 (13)
13	25 M.ISAAYAN	41.289	29 A.NANDY	1:03.335	29 A.NANDY	37.069	13	29 A.NANDY	2'21.545	2:21.855 (11)
14	66 R.OWENS	41.305	15 M.KODRIC	1:03.349	70 H.LI YE	37.082	14	26 D.KORNEEV	2'21.549	2:21.880 (12)
15	1 A.BOSAK	41.315	22 P.FITTIPALDI	1:03.407	18 B.BARNICOAT	37.083	15	16 T.VIVACQUA	2'21.785	2:22.408 (16)
16	63 M.GONFIANTINI	41.334	3 L.CHUDLEIGH	1:03.564	22 P.FITTIPALDI	37.131	16	22 P.FITTIPALDI	2'21.918	2:22.773 (19)
17	8 K.LING	41.356	5 S.GACHET	1:03.586	78 B.YUAN	37.134	17	5 S.GACHET	2'22.094	2:22.849 (20)
18	70 H.LI YE	41.362	21 P.ARMAND	1:03.643	63 M.GONFIANTINI	37.163	18	4 H.DE SADELEER	2'22.141	2:22.590 (17)
19	22 P.FITTIPALDI	41.380	4 H.DE SADELEER	1:03.680	16 T.VIVACQUA	37.165	19	15 M.KODRIC	2'22.174	2:22.385 (15)
20	16 T.VIVACQUA	41.383	6 J.ALLEN	1:03.716	15 M.KODRIC	37.240	20	70 H.LI YE	2'22.398	2:22.712 (18)
21	6 J.ALLEN	41.411	8 K.LING	1:03.740	5 S.GACHET	37.273	21	8 K.LING	2'22.477	2:22.911 (21)
22	18 B.BARNICOAT	41.424	72 J.CEVALLOS	1:03.933	45 D.CAZZANIGA	37.294	22	63 M.GONFIANTINI	2'22.505	2:23.185 (24)
23	45 D.CAZZANIGA	41.429	70 H.LI YE	1:03.954	4 H.DE SADELEER	37.328	23	6 J.ALLEN	2'22.525	2:23.149 (23)
24	72 J.CEVALLOS	41.432	63 M.GONFIANTINI	1:04.008	72 J.CEVALLOS	37.329	24	72 J.CEVALLOS	2'22.694	2:23.003 (22)
25	32 A.ROVERA	41.435	42 D.PRONENKO	1:04.077	12 M.BOECKMANN	37.359	25	78 B.YUAN	2'22.965	2:23.430 (26)
26	78 B.YUAN	41.474	12 M.BOECKMANN	1:04.126	8 K.LING	37.381	26	37 S.ZHENG	2'23.006	2:23.667 (28)
27	33 S.RIENER	41.522	37 S.ZHENG	1:04.295	6 J.ALLEN	37.398	27	12 M.BOECKMANN	2'23.051	2:23.358 (25)
28	12 M.BOECKMANN	41.566	78 B.YUAN	1:04.357	33 S.RIENER	37.444	28	45 D.CAZZANIGA	2'23.282	2:23.633 (27)
29	15 M.KODRIC	41.585	45 D.CAZZANIGA	1:04.559	73 P.PECCENINI	37.472	29	33 S.RIENER	2'23.754	2:24.027 (29)
30	73 P.PECCENINI	41.799	73 P.PECCENINI	1:04.748	37 S.ZHENG	37.525	30	73 P.PECCENINI	2'24.019	2:24.570 (31)
31	42 D.PRONENKO	42.252	33 S.RIENER	1:04.788	42 D.PRONENKO	37.735	31	42 D.PRONENKO	2'24.064	2:24.419 (30)



FORMULA RENAULT 2.0 ALPS
 SPA EURO RACE 2014
 RACE 2

Fastest Lap Sequence

Practice Time	Driver	Team	Car	Class	Time	Kph	Lap
4:42.485	19 Nyck DE VRIES	KOIRANEN GP			2:20.446	179.5	2
7:02.631	19 Nyck DE VRIES	KOIRANEN GP			2:20.146	179.9	3




FORMULA RENAULT 2.0 ALPS
SPA EURO RACE 2014
RACE 2

Analysis by lap

 Lapped

Nr	Lap Time	Gap	Nr	Lap Time	Gap	Nr	Lap Time	Gap	Nr	Lap Time	Gap	Nr	Lap Time	Gap
6	2:26.348	56.239	45	2:23.633	1'02.143									
73	2:25.127	57.299	6	2:25.204	1'05.370									
12	2:23.592	1'06.304	73	2:24.570	1'06.165									
42	2:24.419	2'18.804	78	2:31.936	1'11.653									
			12	2:23.358	1'13.398									
Lap 10			Lap 12											
19	2:20.427		19	2:20.662										
25	2:21.633	9.625	42	2:24.599	1 Lap									
18	2:21.777	14.184	25	2:21.918	12.450									
17	2:21.018	14.564	18	2:23.192	19.438									
66	2:21.836	19.567	17	2:23.510	19.891									
27	2:22.250	23.631	66	2:21.852	22.353									
10	2:21.904	23.715	27	2:22.353	27.585									
32	2:21.976	24.843	10	2:22.801	28.440									
1	2:21.649	26.749	32	2:22.654	28.940									
29	2:21.855	27.918	1	2:21.673	29.440									
21	2:21.704	28.533	29	2:22.297	31.667									
22	2:22.816	31.465	21	2:22.543	32.214									
26	2:21.967	32.974	26	2:22.037	35.959									
16	2:24.051	37.864	22	2:23.474	37.012									
63	2:25.292	38.908	16	2:23.681	43.744									
70	2:24.615	42.504	63	2:23.505	45.954									
4	2:26.242	43.116	70	2:22.776	47.060									
15	2:22.887	43.757	15	2:22.810	49.178									
8	2:23.227	49.808	8	2:23.591	56.007									
72	2:23.086	50.951	72	2:23.934	56.956									
37	2:25.583	56.975	37	2:25.685	1'05.903									
45	2:23.802	58.780	45	2:24.569	1'06.050									
78	2:24.480	59.987	6	2:23.149	1'07.857									
6	2:24.624	1'00.436	73	2:25.648	1'11.151									
73	2:24.993	1'01.865	12	2:25.395	1'18.131									
12	2:24.433	1'10.310	78	2:27.642	1'18.633									
Lap 11														
19	2:20.270													
42	2:27.062	1 Lap												
25	2:21.839	11.194												
18	2:22.994	16.908												
17	2:22.749	17.043												
66	2:21.866	21.163												
27	2:22.533	25.894												
10	2:22.856	26.301												
32	2:22.375	26.948												
1	2:21.950	28.429												
29	2:22.384	30.032												
21	2:22.070	30.333												
22	2:23.005	34.200												
26	2:21.880	34.584												
16	2:23.131	40.725												
63	2:24.473	43.111												
70	2:22.712	44.946												
15	2:23.543	47.030												
8	2:23.540	53.078												
72	2:23.003	53.684												
37	2:24.175	1'00.880												
4	2:39.227	1'02.073												




FORMULA RENAULT 2.0 ALPS SPA EURO RACE 2014

RACE 2

Analysis

■ Personal Best
 ■ Session Best
 ■ Crossing the finish line in pit lane

Lap	Time	Sector 1	Sector 2	Sector 3	Kph	Elapsed	Lap	Time	Sector 1	Sector 2	Sector 3	Kph	Elapsed
7	2:23.397	41.994	1:03.929	37.474	175.8	17:00.918	3	2:20.146	41.321	1:01.909	36.916	179.9	7:02.631
8	2:23.374	42.023	1:04.078	37.273	175.9	19:24.292	4	2:20.612	41.384	1:02.278	36.950	179.3	9:23.243
9	2:22.385	41.585	1:03.349	37.451	177.1	21:46.677	5	2:20.264	41.277	1:02.093	36.894	179.8	11:43.507
10	2:22.887	41.688	1:03.697	37.502	176.5	24:09.564	6	2:20.393	41.355	1:02.225	36.813	179.6	14:03.900
11	2:23.543	42.784	1:03.519	37.240	175.7	26:33.107	7	2:20.581	41.323	1:02.438	36.820	179.4	16:24.481
12	2:22.810	41.618	1:03.902	37.290	176.6	28:55.917	8	2:20.418	41.386	1:02.181	36.851	179.6	18:44.899
16 Thiago VIVACQUA BRA							9	2:20.481	41.180	1:02.503	36.798	179.5	21:05.380
FORTEC MOTORSPORTS							10	2:20.427	41.207	1:02.387	36.833	179.6	23:25.807
1	2:35.105	49.372	1:08.098	37.635	162.6	2:35.105	11	2:20.270	41.380	1:02.098	36.792	179.8	25:46.077
2	2:24.016	41.867	1:04.550	37.599	175.1	4:59.121	12	2:20.662	41.289	1:02.492	36.881	179.3	28:06.739
3	2:22.970	41.689	1:04.116	37.165	176.4	7:22.091	21 Philo Paz Patrick ARMAND IND						
4	2:22.408	41.778	1:03.237	37.393	177.1	9:44.499	TECH 1 RACING						
5	2:22.896	41.716	1:03.471	37.709	176.5	12:07.395	1	2:28.634	46.028	1:05.412	37.194	169.6	2:28.634
6	2:23.496	42.269	1:03.799	37.428	175.7	14:30.891	2	2:23.816	41.316	1:05.498	37.002	175.3	4:52.450
7	2:22.839	41.597	1:03.633	37.609	176.5	16:53.730	3	2:22.257	41.605	1:03.643	37.009	177.2	7:14.707
8	2:22.602	41.686	1:03.532	37.384	176.8	19:16.332	4	2:23.707	41.290	1:05.394	37.023	175.5	9:38.414
9	2:23.288	41.383	1:04.733	37.172	176.0	21:39.620	5	2:22.675	41.195	1:04.517	36.963	176.7	12:01.089
10	2:24.051	41.499	1:04.867	37.685	175.0	24:03.671	6	2:21.898	41.129	1:03.921	36.848	177.7	14:22.987
11	2:23.131	41.810	1:03.687	37.634	176.2	26:26.802	7	2:22.673	41.398	1:04.023	37.252	176.7	16:45.660
12	2:23.681	41.861	1:04.030	37.790	175.5	28:50.483	8	2:22.891	41.241	1:04.558	37.092	176.5	19:08.551
17 Charles LECLERC MCO							9	2:24.085	41.421	1:05.885	36.779	175.0	21:32.636
FORTEC MOTORSPORTS							10	2:21.704	41.035	1:03.702	36.967	177.9	23:54.340
1	2:27.512	44.925	1:05.627	36.960	170.9	2:27.512	11	2:22.070	41.107	1:04.241	36.722	177.5	26:16.410
2	2:21.867	41.418	1:03.582	36.867	177.7	4:49.379	12	2:22.543	41.060	1:04.066	37.417	176.9	28:38.953
3	2:22.892	41.177	1:04.539	37.176	176.5	7:12.271	22 Pietro FITTIPALDI BRA						
4	2:20.750	41.303	1:02.516	36.931	179.1	9:33.021	MGR MOTORSPORT						
5	2:22.330	41.357	1:03.827	37.146	177.2	11:55.351	1	2:30.489	47.264	1:05.851	37.374	167.5	2:30.489
6	2:20.946	41.393	1:02.420	37.133	178.9	14:16.297	2	2:22.853	41.380	1:04.342	37.131	176.5	4:53.342
7	2:21.169	41.292	1:02.705	37.172	178.6	16:37.466	3	2:23.525	41.443	1:04.454	37.628	175.7	7:16.867
8	2:20.978	41.390	1:02.681	36.907	178.9	18:58.444	4	2:23.525	41.906	1:04.312	37.307	175.7	9:40.392
9	2:20.909	41.275	1:02.737	36.897	178.9	21:19.353	5	2:22.826	41.658	1:03.718	37.450	176.5	12:03.218
10	2:21.018	41.167	1:02.893	36.958	178.8	23:40.371	6	2:22.774	41.767	1:03.407	37.600	176.6	14:25.992
11	2:22.749	41.090	1:04.074	37.585	176.6	26:03.120	7	2:22.898	41.755	1:03.461	37.682	176.4	16:48.890
12	2:23.510	41.314	1:04.635	37.561	175.7	28:26.630	8	2:22.773	41.795	1:03.534	37.444	176.6	19:11.663
18 Ben BARNICOAT GBR							9	2:22.793	41.711	1:03.763	37.319	176.6	21:34.456
FORTEC MOTORSPORTS							10	2:22.816	41.810	1:03.418	37.588	176.5	23:57.272
1	2:24.563	43.051	1:03.967	37.545	174.4	2:24.563	11	2:23.005	41.884	1:03.585	37.536	176.3	26:20.277
2	2:22.535	41.853	1:03.529	37.153	176.9	4:47.098	12	2:23.474	41.771	1:04.393	37.310	175.7	28:43.751
3	2:21.370	41.521	1:02.766	37.083	178.4	7:08.468	25 Matevos ISAAKYAN RUS						
4	2:21.388	41.527	1:02.769	37.092	178.3	9:29.856	JD MOTORSPORT						
5	2:21.608	41.517	1:02.894	37.197	178.1	11:51.464	1	2:24.744	43.123	1:04.178	37.443	174.2	2:24.744
6	2:21.633	41.516	1:02.935	37.182	178.0	14:13.097	2	2:20.951	41.520	1:02.473	36.958	178.9	4:45.695
7	2:21.614	41.536	1:02.881	37.197	178.0	16:34.711	3	2:20.828	41.382	1:02.376	37.070	179.0	7:06.523
8	2:21.512	41.444	1:02.964	37.104	178.2	18:56.223	4	2:20.924	41.372	1:02.613	36.939	178.9	9:27.447
9	2:21.991	41.424	1:03.458	37.109	177.6	21:18.214	5	2:20.700	41.289	1:02.521	36.890	179.2	11:48.147
10	2:21.777	41.480	1:03.189	37.108	177.8	23:39.991	6	2:21.228	41.324	1:02.702	37.202	178.5	14:09.375
11	2:22.994	41.514	1:03.745	37.735	176.3	26:02.985	7	2:21.322	41.440	1:02.857	37.025	178.4	16:30.697
12	2:23.192	41.502	1:04.268	37.422	176.1	28:26.177	8	2:21.750	41.529	1:03.065	37.156	177.9	18:52.447
19 Nyck DE VRIES NED							9	2:21.352	41.385	1:03.024	36.943	178.4	21:13.799
KOIRANEN GP							10	2:21.633	41.317	1:03.220	37.096	178.0	23:35.432
1	2:22.039	42.776	1:02.373	36.890	177.5	2:22.039	11	2:21.839	41.382	1:03.437	37.020	177.8	25:57.271
2	2:20.446	41.501	1:02.141	36.804	179.5	4:42.485	12	2:21.918	41.344	1:03.278	37.296	177.7	28:19.189



FORMULA RENAULT 2.0 ALPS


SPA EURO RACE 2014

RACE 2

Analysis

■ Personal Best ■ Session Best B Crossing the finish line in pit lane

Lap	Time	Sector 1	Sector 2	Sector 3	Kph	Elapsed	Lap	Time	Sector 1	Sector 2	Sector 3	Kph	Elapsed
26 Denis KORNEEV RUS JD MOTORSPORT							9 2:22.330 41.452 1:03.705 37.173 177.2 21:28.674						
1 2:34.709 47.759 1:08.637 38.313 163.0 2:34.709							10 2:21.976 41.536 1:03.228 37.212 177.6 23:50.650						
2 2:25.043 41.652 1:05.496 37.895 173.8 4:59.752							11 2:22.375 41.471 1:03.707 37.197 177.1 26:13.025						
3 2:23.039 41.329 1:04.174 37.536 176.3 7:22.791							12 2:22.654 41.620 1:03.901 37.133 176.8 28:35.679						
4 2:22.697 41.740 1:03.784 37.173 176.7 9:45.488													
5 2:22.102 41.358 1:03.503 37.241 177.4 12:07.590													
6 2:22.510 41.850 1:03.407 37.253 176.9 14:30.100													
7 2:22.255 41.466 1:03.347 37.442 177.2 16:52.355													
8 2:22.542 41.312 1:03.884 37.346 176.9 19:14.897													
9 2:21.917 41.579 1:03.194 37.144 177.7 21:36.814													
10 2:21.967 41.523 1:03.203 37.241 177.6 23:58.781													
11 2:21.880 41.487 1:03.326 37.067 177.7 26:20.661													
12 2:22.037 41.288 1:03.671 37.078 177.5 28:42.698													
27 Dario CAPITANIO ITA BVM RACING							33 Stefan RIENER AUT CRAM MOTORSPORT						
1 2:28.954 47.086 1:04.583 37.285 169.3 2:28.954							1 2:36.980 49.581 1:08.845 38.554 160.6 2:36.980						
2 2:22.233 41.048 1:04.189 36.996 177.3 4:51.187							2 2:25.400 41.522 1:06.133 37.745 173.4 5:02.380						
3 2:22.218 41.275 1:04.100 36.843 177.3 7:13.405							3 2:26.797 42.671 1:06.240 37.886 171.8 7:29.177						
4 2:22.274 41.371 1:04.007 36.896 177.2 9:35.679							4 2:24.027 41.578 1:05.005 37.444 175.1 9:53.204						
5 2:22.452 41.245 1:03.982 37.225 177.0 11:58.131							5 2:25.111 41.919 1:04.788 38.404 173.8 12:18.315						
6 2:21.551 41.482 1:02.967 37.102 178.1 14:19.682							6 2:26.791 42.937 1:06.137 37.717 171.8 14:45.106						
7 2:21.833 41.387 1:03.082 37.364 177.8 16:41.515							7 2:24.882 41.799 1:05.450 37.633 174.0 17:09.988						
8 2:23.338 41.345 1:04.746 37.247 175.9 19:04.853							8 2:24.923 42.033 1:05.067 37.823 174.0 19:34.911						
9 2:22.335 41.522 1:03.693 37.120 177.1 21:27.188													
10 2:22.250 41.374 1:03.376 37.500 177.3 23:49.438													
11 2:22.533 41.564 1:03.756 37.213 176.9 26:11.971													
12 2:22.353 41.534 1:03.600 37.219 177.1 28:34.324													
29 Akash NANDY MAL TECH 1 RACING							37 Sun ZHENG CHN CHINA BRT by JCS						
1 2:31.889 47.549 1:06.889 37.451 166.0 2:31.889							1 2:36.500 49.340 1:08.797 38.363 161.1 2:36.500						
2 2:23.113 41.529 1:04.386 37.198 176.2 4:55.002							2 2:25.318 41.186 1:06.365 37.767 173.5 5:01.818						
3 2:22.219 41.228 1:03.694 37.297 177.3 7:17.221							3 2:24.406 41.876 1:04.837 37.693 174.6 7:26.224						
4 2:22.165 41.419 1:03.573 37.173 177.4 9:39.386							4 2:24.501 41.768 1:05.027 37.706 174.5 9:50.725						
5 2:22.589 41.201 1:04.252 37.136 176.8 12:01.975							5 2:27.217 42.056 1:06.076 39.085 171.3 12:17.942						
6 2:21.904 41.371 1:03.335 37.198 177.7 14:23.879							6 2:27.156 42.291 1:06.530 38.335 171.3 14:45.098						
7 2:22.696 41.229 1:04.202 37.265 176.7 16:46.575							7 2:24.654 41.730 1:05.165 37.759 174.3 17:09.752						
8 2:22.873 41.421 1:04.383 37.069 176.5 19:09.448							8 2:23.780 41.907 1:04.348 37.525 175.4 19:33.532						
9 2:22.422 41.141 1:04.156 37.125 177.0 21:31.870							9 2:23.667 41.588 1:04.295 37.784 175.5 21:57.199						
10 2:21.855 41.304 1:03.435 37.116 177.7 23:53.725							10 2:25.583 41.872 1:05.646 38.065 173.2 24:22.782						
11 2:22.384 41.422 1:03.804 37.158 177.1 26:16.109							11 2:24.175 42.143 1:04.302 37.730 174.9 26:46.957						
12 2:22.297 41.287 1:03.621 37.389 177.2 28:38.406							12 2:25.685 42.139 1:05.224 38.322 173.1 29:12.642						
32 Alessio ROVERA ITA CRAM MOTORSPORT							38 Sebastien MORRIS GBR FORTEC MOTORSPORTS						
1 2:28.150 45.905 1:05.142 37.103 170.2 2:28.150							1 2:25.648 44.208 1:04.157 37.283 173.1 2:25.648						
2 2:22.609 41.709 1:03.928 36.972 176.8 4:50.759							2 2:22.017 41.702 1:03.052 37.263 177.5 4:47.665						
3 2:23.095 41.766 1:04.352 36.977 176.2 7:13.854							3 2:21.737 41.599 1:02.938 37.200 177.9 7:09.402						
4 2:22.580 41.575 1:03.851 37.154 176.8 9:36.434							4 2:21.344 41.630 1:02.622 37.092 178.4 9:30.746						
5 2:23.386 41.519 1:04.185 37.682 175.8 11:59.820							5 2:21.408 41.527 1:02.827 37.054 178.3 11:52.154						
6 2:22.121 41.435 1:03.442 37.244 177.4 14:21.941							6 2:21.751 41.499 1:03.074 37.178 177.9 14:13.905						
7 2:21.955 41.628 1:03.101 37.226 177.6 16:43.896							7 2:21.503 41.372 1:03.135 36.996 178.2 16:35.408						
8 2:22.448 41.679 1:03.477 37.292 177.0 19:06.344							8 2:21.209 41.429 1:02.873 36.907 178.6 18:56.617						
							9 2:48.995 41.215 1:22.721 45.059 149.2 21:45.612						
							42 Danylo PRONENKO UKR AS MOTORSPORT by GSK						
1 2:38.809 50.598 1:08.431 39.780 158.8 2:38.809							1 2:38.809 50.598 1:08.431 39.780 158.8 2:38.809						
2 2:42.202 B 44.317 1:09.785 48.100 155.4 5:21.011							2 2:42.202 B 44.317 1:09.785 48.100 155.4 5:21.011						
3 3:35.985 1:52.880 1:05.113 37.992 116.7 8:56.996							3 3:35.985 1:52.880 1:05.113 37.992 116.7 8:56.996						
4 2:24.587 42.459 1:04.369 37.759 174.4 11:21.583							4 2:24.587 42.459 1:04.369 37.759 174.4 11:21.583						
5 2:24.718 42.588 1:04.313 37.817 174.2 13:46.301							5 2:24.718 42.588 1:04.313 37.817 174.2 13:46.301						
6 2:24.473 42.509 1:04.229 37.735 174.5 16:10.774							6 2:24.473 42.509 1:04.229 37.735 174.5 16:10.774						
7 2:24.444 42.514 1:04.077 37.853 174.6 18:35.218							7 2:24.444 42.514 1:04.077 37.853 174.6 18:35.218						
8 2:24.547 42.400 1:04.318 37.829 174.4 20:59.765							8 2:24.547 42.400 1:04.318 37.829 174.4 20:59.765						
9 2:24.419 42.522 1:04.125 37.772 174.6 23:24.184							9 2:24.419 42.522 1:04.125 37.772 174.6 23:24.184						
10 2:27.062 44.253 1:05.009 37.800 171.5 25:51.246							10 2:27.062 44.253 1:05.009 37.800 171.5 25:51.246						
11 2:24.599 42.252 1:04.548 37.799 174.4 28:15.845							11 2:24.599 42.252 1:04.548 37.799 174.4 28:15.845						



FORMULA RENAULT 2.0 ALPS

SPA EURO RACE 2014

RACE 2

Analysis

■ Personal Best
 ■ Session Best
 ■ Crossing the finish line in pit lane

Lap	Time	Sector 1	Sector 2	Sector 3	Kph	Elapsed	Lap	Time	Sector 1	Sector 2	Sector 3	Kph	Elapsed
45 Daniele CAZZANIGA ITA													
GSK GRAND PRIX													
1	2:34.926	48.979	1:07.803	38.144	162.7	2:34.926	9	2:23.142	41.362	1:04.455	37.325	176.1	21:43.696
2	2:26.749	42.502	1:06.195	38.052	171.8	5:01.675	10	2:24.615	41.434	1:05.229	37.952	174.4	24:08.311
3	2:31.949	41.917	1:05.666	44.366	165.9	7:33.624	11	2:22.712	41.615	1:03.954	37.143	176.7	26:31.023
4	2:25.067	41.545	1:05.570	37.952	173.8	9:58.691	12	2:22.776	41.444	1:04.250	37.082	176.6	28:53.799
5	2:24.500	42.074	1:04.817	37.609	174.5	12:23.191							
6	2:23.887	41.859	1:04.734	37.294	175.2	14:47.078							
7	2:24.171	41.648	1:05.178	37.345	174.9	17:11.249							
8	2:24.372	41.471	1:05.468	37.433	174.6	19:35.621							
9	2:25.164	41.429	1:06.229	37.506	173.7	22:00.785							
10	2:23.802	41.721	1:04.559	37.522	175.3	24:24.587							
11	2:23.633	41.646	1:04.603	37.384	175.5	26:48.220							
12	2:24.569	41.588	1:05.079	37.902	174.4	29:12.789							
63 Matteo GONFIANTINI ITA													
TS CORSE													
1	2:31.484	47.708	1:06.301	37.475	166.4	2:31.484							
2	2:23.185	41.809	1:04.008	37.368	176.1	4:54.669							
3	2:23.264	41.654	1:04.447	37.163	176.0	7:17.933							
4	2:23.597	41.334	1:04.946	37.317	175.6	9:41.530							
5	2:23.552	41.532	1:04.608	37.412	175.6	12:05.082							
6	2:23.351	41.553	1:04.279	37.519	175.9	14:28.433							
7	2:23.599	41.728	1:04.262	37.609	175.6	16:52.032							
8	2:23.951	41.593	1:04.975	37.383	175.2	19:15.983							
9	2:23.440	41.441	1:04.701	37.298	175.8	21:39.423							
10	2:25.292	41.699	1:06.081	37.512	173.5	24:04.715							
11	2:24.473	41.509	1:05.574	37.390	174.5	26:29.188							
12	2:23.505	41.608	1:04.450	37.447	175.7	28:52.693							
66 Raoul OWENS GBR													
MARK BURDETT MOTORSPORT													
1	2:26.902	44.475	1:05.115	37.312	171.6	2:26.902							
2	2:22.817	41.650	1:03.624	37.543	176.5	4:49.719							
3	2:23.107	41.579	1:04.408	37.120	176.2	7:12.826							
4	2:22.548	41.526	1:03.411	37.611	176.9	9:35.374							
5	2:21.530	41.305	1:03.020	37.205	178.2	11:56.904							
6	2:21.416	41.513	1:02.822	37.081	178.3	14:18.320							
7	2:21.513	41.417	1:02.966	37.130	178.2	16:39.833							
8	2:21.788	41.491	1:03.035	37.262	177.8	19:01.621							
9	2:21.917	41.577	1:03.233	37.107	177.7	21:23.538							
10	2:21.836	41.475	1:03.127	37.234	177.8	23:45.374							
11	2:21.866	41.487	1:03.312	37.067	177.7	26:07.240							
12	2:21.852	41.549	1:03.274	37.029	177.7	28:29.092							
70 Hong LI YE CHN													
KOIRANEN MOTORSPORT													
1	2:32.650	48.641	1:06.712	37.297	165.2	2:32.650							
2	2:24.697	41.373	1:06.025	37.299	174.3	4:57.347							
3	2:23.061	41.826	1:04.135	37.100	176.2	7:20.408							
4	2:23.143	41.593	1:04.310	37.240	176.1	9:43.551							
5	2:24.699	41.635	1:04.901	38.163	174.3	12:08.250							
6	2:23.996	41.579	1:04.991	37.426	175.1	14:32.246							
7	2:22.883	41.550	1:03.990	37.343	176.5	16:55.129							
8	2:25.425	41.450	1:06.575	37.400	173.4	19:20.554							
72 Jorge CEVALLOS MEX													
FORTEC MOTORSPORTS													
1	2:37.498	50.708	1:08.105	38.685	160.1	2:37.498							
2	2:25.289	41.912	1:05.717	37.660	173.5	5:02.787							
3	2:25.360	41.771	1:05.756	37.833	173.5	7:28.147							
4	2:24.018	41.748	1:04.799	37.471	175.1	9:52.165							
5	2:25.534	41.666	1:05.220	38.648	173.3	12:17.699							
6	2:24.823	42.546	1:04.410	37.867	174.1	14:42.522							
7	2:24.418	41.903	1:04.903	37.612	174.6	17:06.940							
8	2:23.030	41.569	1:04.132	37.329	176.3	19:29.970							
9	2:23.702	41.627	1:04.478	37.597	175.5	21:53.672							
10	2:23.086	41.668	1:04.004	37.414	176.2	24:16.758							
11	2:23.003	41.680	1:03.933	37.390	176.3	26:39.761							
12	2:23.934	41.432	1:04.871	37.631	175.2	29:03.695							
73 Pietro PECCENINI ITA													
TS CORSE													
1	2:38.537	50.696	1:08.772	39.069	159.0	2:38.537							
2	2:25.661	42.210	1:05.713	37.738	173.1	5:04.198							
3	2:25.611	41.886	1:06.005	37.720	173.2	7:29.809							
4	2:25.129	41.874	1:05.486	37.769	173.7	9:54.938							
5	2:25.081	41.799	1:05.482	37.800	173.8	12:20.019							
6	2:25.844	41.934	1:06.246	37.664	172.9	14:45.863							
7	2:26.136	41.828	1:05.912	38.396	172.5	17:11.999							
8	2:25.553	42.883	1:05.198	37.472	173.2	19:37.552							
9	2:25.127	41.911	1:05.247	37.969	173.7	22:02.679							
10	2:24.993	41.981	1:05.231	37.781	173.9	24:27.672							
11	2:24.570	42.169	1:04.748	37.653	174.4	26:52.242							
12	2:25.648	41.977	1:05.570	38.101	173.1	29:17.890							
78 Bo YUAN CHN													
KOIRANEN GP													
1	2:41.082	49.201	1:08.905	42.976	156.5	2:41.082							
2	2:25.979	42.656	1:05.749	37.574	172.7	5:07.061							
3	2:25.653	41.946	1:05.999	37.708	173.1	7:32.714							
4	2:26.037	41.773	1:06.634	37.630	172.7	9:58.751							
5	2:25.529	42.099	1:06.114	37.316	173.3	12:24.280							
6	2:24.595	41.678	1:05.525	37.392	174.4	14:48.875							
7	2:23.430	41.578	1:04.357	37.495	175.8	17:12.305							
8	2:23.991	42.104	1:04.753	37.134	175.1	19:36.296							
9	2:25.018	41.491	1:06.030	37.497	173.9	22:01.314							
10	2:24.480	41.474	1:05.621	37.385	174.5	24:25.794							
11	2:31.936	41.508	1:05.145	45.283	166.0	26:57.730							
12	2:27.642	43.174	1:06.473	37.995	170.8	29:25.372							