

## SUPERCAR CHALLENGE

### SPA EURO RACE 2014

#### RACE 1 (60' +1 lap)


#### Provisional Classification

Drivers	Team	Vehicle	Class	Laps	Total Time	Gap	Avg Kph	Best Lap	Avg Kph
1 103 Henry ZUMBRINK	VOLVO REEDE RACING BY DAY-V-TEC	VOLVO S60 V8	SGT	23	1:03:15.737	-	152.8	2:25.101	173.8
2 177 Niek HOMMERSON/Louis MACHIELS	AF CORSE/MARTINO ROSSO RACING	FERRARI 458 GT3	SGT	23	1:03:16.263	+0.526	152.8	4:25.394	173.4
3 108 Martin LANTING/Bob HERBER	MARTINO ROSSO RACING	FERRARI GT2 458	SGT	23	1:03:50.955	+35.218	151.4	2:25.107	173.8
4 258 Patrick VAN GLABBEKE/Frédérique JONKHEERE	CURBSTONE FMA RACING	FERRARI 458 GT3	GT	23	1:03:56.197	+40.460	151.2	2:26.590	172.0
5 202 Craig WILKENS/Aaron SCOTT	GT3 RACING	DODGE VIPER GT3	GT	23	1:04:13.912	+58.175	150.5	5:29.774	168.3
6 173 Berry VAN ELK	BLUEBERRY RACING	MOSLER MT900R GT3	SGT	23	1:04:39.689	+1:23.952	149.5	4:28.653	169.6
7 306 Ferdinand KOOL/Max KOEBOLT	DAY-V-TEC	CORVETTE GT4	GTB	23	1:04:41.081	+1:25.344	149.4	6:32.746	165.1
8 343 Daan MEIJER	LAMMERTINK RACING	PORSCHE 997 GT3 CUP	GTB	23	1:05:26.616	+2:10.879	147.7	5:36.184	161.4
9 312 Serge LUDVIG/Stéphane BAILLY	MÜHLNER MOTORSPORT SPRL	PORSCHE 997 GT3 CUP	GTB	23	1:05:26.849	+2:11.112	147.7	5:33.504	164.3
10 228 Pierre ETIENNE BORDET/Alexandre VIRON	DELAHAYE RACING TEAM	PORSCHE GT3R	GT	23	1:05:35.801	+2:20.064	147.3	6:30.918	167.1
11 348 Tom WEBB/James WEBB	TEAM WEBB	BMW E46 M3 GTR	GTB	22	1:02:50.882	1 Lap	147.1	5:34.338	163.4
12 301 Patrick LAMSTER/Marc NEYENS	EUROSEAL - EMG MOTORSPORT	PORSCHE 997 GT3 CUP	GTB	22	1:03:19.050	1 Lap	146.0	4:32.737	165.1
13 450 Cor EUSER/Luc De COCK	COR EUSER RACING	LOTUS EVORA	SSD	22	1:03:21.975	1 Lap	145.9	6:38.157	159.4
14 303 Marcel VAN BERLO	VAN BERLO RACING	PORSCHE 997 GT3 CUP	GTB	22	1:03:27.738	1 Lap	145.7	5:36.488	161.1
15 446 Eric QUICK/Phillipe BONNEEL	EMG MOTORSPORT	BMW M3 E92 3.2	SSD	22	1:03:30.180	1 Lap	145.6	3:38.231	159.4
16 206 Thierry VERSTRAETE/Pieter DUBOIS	NSC MOTORSPORTS	LAMBORGHINI GALLARDO GT3	GT	22	1:03:33.834	1 Lap	145.4	21:28.098	170.3
17 315 Miguel VANDEREY/Angele DETAENIER	VAN DE REY RACING	PORSCHE 997 GT3 CUP	GTB	22	1:04:23.968	1 Lap	143.6	5:35.618	162.0
18 409 Dennis DE GROOT/Jan STAKENBURG	JR MOTORSPORT	BMW E46 M3 GTR	SSD	22	1:05:07.425	1 Lap	142.0	17:23.155	160.4
19 321 Steve VANBELLINGEN/Ward SLUYS	JR MOTORSPORT	BMW M4 SILHOUETTE	GTB	22	1:05:16.031	1 Lap	141.7	5:36.583	161.0
20 404 Ruud OLIJ	STICHTING EURO AUTOSPORT	BMW E92 M3	SSD	22	1:05:35.629	1 Lap	140.9	3:38.007	159.6
21 412 Eric VAN DEN MUNCKHOF	MUNCKHOF RACING/VD PAS RACING	BMW Z4	SSD	22	1:05:36.796	1 Lap	140.9	4:24.051	157.5
22 311 Hans VERHELST/Guy VERHEYEN	GHK RACING (SPEEDLOVER)	PORSCHE 991 CUP	GTB	22	1:05:37.996	1 Lap	140.9	19:23.808	159.8
23 391 Keith KASSULKE	MARC CARS AUSTRALIA	FORD FOCUS 5LT V8	GTB	22	1:05:38.789	1 Lap	140.8	7:24.173	157.4
24 426 Lee ALLEN	TEAM COMPAK RAMPS	SEAT LEON SUPERCOPA	SSD	22	1:05:45.887	1 Lap	140.6	3:38.813	158.8
25 316 Rafael UNZURRUNZAGA	BLUE SUMEIRAH TEAM	RADICAL RXC 2.7 V6	GTB	21	1:03:19.602	2 Laps	139.4	6:24.942	155.7
26 392 Michael BENTON	MARC CARS AUSTRALIA	FORD FOCUS 5LT V8	GTB	21	1:04:15.349	2 Laps	137.3	5:24.793	150.1
27 476 Nicolas VANDIERENDONCK	THEMS RACING	PORSCHE CAYMAN	SSD	21	1:04:19.027	2 Laps	137.2	4:24.925	149.2
28 503 Dennis DE BORST/Martin DE KLEIJN	FEBO RACING TEAM	RENAULT CLIO RS 2.0 16V	S2D	21	1:04:46.162	2 Laps	136.3	4:25.756	147.7
29 520 Erwin VAN DIJK	ZOET RACING	LOTUS EXIGE	S2D	21	1:04:47.379	2 Laps	136.2	3:25.065	148.3
30 533 Maurits CARANSA/Wesley CARANSA	DAY-V-TEC	BMW 130i	S2D	21	1:04:56.159	2 Laps	135.9	4:25.403	148.0
31 505 Chris VOET/Bart VAN DEN BROECK	TRAXX RACING	RENAULT CLIO 3	S2D	21	1:04:58.923	2 Laps	135.8	8:25.903	145.0
32 501 Rob NIEMAN	SPIRIT RACING	RENAULT CLIO RS 2.0 16V	S2D	21	1:04:58.946	2 Laps	135.8	12:25.186	145.6
33 416 Leon ZAPPEIJ/Michael VERHAGEN	JR MOTORSPORT	BMW GTR 1-SERIE	SSD	21	1:05:10.164	2 Laps	135.4	5:24.186	157.4
34 577 Leonil PROTASOV/Andrii IIVTUSHENKO	UNIL LUBRICANTS RACING TEAM	BMW E46 ETCC	S2D	21	1:05:20.837	2 Laps	135.0	8:25.034	145.7
35 406 Koen BOGAERTS/Mark VAN DER AA	EUROPEAN STAFFING RACING	BMW M3 E90 WTCC	SSD	21	1:05:34.100	2 Laps	134.6	4:38.398	159.2
36 504 Toon RUTGERS/Machiel KARS	SPIRIT RACING	RENAULT CLIO RS 2.0 16V	S2D	21	1:05:40.494	2 Laps	134.4	5:25.131	144.0
37 444 Ronald VAN LOON	BLUEBERRY RACING	BMW E46 M3	SSD	20	1:00:22.546	3 Laps	139.2	7:24.625	157.0
38 513 Kim TROEYEN	AT MOTORSPORT	FORD FOCUS SILHOUETTE	S2D	20	1:05:29.806	3 Laps	128.3	15:23.339	142.2
39 393 Ryan McLEOD/James KAYE	MARC CARS AUSTRALIA	FORD FOCUS 5LT V8	GTB	19	1:05:15.693	4 Laps	122.3	3:36.352	161.3
40 175 Niels BOUWHUIS/René WIJNEN	SPEEDTEC MOTORSPORT	VICORA V8	SGT	17	48:39.249	6 Laps	146.8	16:28.696	169.6
41 208 Philip DANIELS	DOMEC RACING	RADICAL RXC	GT	17	49:32.177	6 Laps	144.2	9:32.918	164.9
42 215 Henk THUIS	RADICAL BENELUX	RADICAL RXC 2.7 V8	GT	17	51:37.208	6 Laps	138.4	16:28.839	169.4
43 131 Jan STORM	STORM-TAG POINT RACING	BMW Z4 GT3	SGT	17	1:04:58.905	6 Laps	109.9	17:33.324	164.5

#### Not classified:

120 Paul BAILEY/Andy SCHULZ	HORSEPOWER RACING	ASTON MARTIN GT3	SGT	16	46:40.663			2:29.735	168.4
488 David KRAYEM	KRAYEM RACING	GINETTA G50 GT4	SSD	15	47:09.116			6:24.498	152.9
489 Guino KENIS/Joel SCHUYBROEK	G&A RACING	BMW M3 GT4	SSD	14	42:02.377			5:39.584	158.0
356 Roger GROUWELS	TEAM RACEART-SPEEDLOVER	PORSCHE 991 CUP	GTB	14	1:05:00.579			12:35.217	162.4
469 Aart BOSMAN	ABW RACING	LOTUS EXIGE 250 CUP	SSD	13	41:13.309			7:24.352	154.4
223 Christian SIEPMANN	CS RACING	BMW E92 M3 4.7L	GT	12	47:13.971			3:24.685	156.9
114 Barry MAESSEN	RACINGTEAM VENRAY	VICORA V8	SGT	11	28:32.495			2:26.331	172.3
417 Tristan BOORSMA/Yorick BOORSMA	NMT RACING	BMW M3 GT4	SSD	11	42:54.244			5:24.314	157.3
333 Fiona JAMES	BACKDRAFT MOTORSPORT	LAMBORGHINI GALLARDO	GTB	9	36:00.998			3:36.471	161.1
447 Martin WEBB/Tom&James WEBB	TEAM WEBB	BMW E46 GTR	SSD	8	21:22.977			4:37.937	159.6
411 Werner VAN HERCK	VAN HERCK RACING	MAZDA 3	SSD	7	19:21.784			3:37.676	159.9
330 Oliver FREYMUTH	AKF MOTORSPORT	RENAULT MEGANE TROPHY	GTB	7	42:07.054			3:37.849	159.7
180 Claus CHRISTENSEN	AQUILA RACING	AQUILA CR1 L57	SGT	5	12:37.644			5:26.482	172.1
451 Leo KURSTJENS	AT MOTORSPORT	FORD FOCUS SILHOUETTE	SSD	5	14:06.534			2:45.275	152.6
117 Arjan VAN DER ZWAAN/Robert de GRAAFF	TEAM RACEART	DODGE VIPER GT3-R	SGT	4	21:06.967			2:24.364	174.7
106 Kelvin SNOEKS	DAY-V-TEC	VOLVO S60 V8	SGT						

<b>Pole Position</b>	H. ZUMBRINK	2:21.962	
<b>Fastest Lap</b>	Lap 2 Arjan VAN DER ZWAAN	2:24.364	174.7 Kph



**SUPERCAR CHALLENGE**

SPA EURO RACE 2014

RACE 1 (60' +1 lap)


Provisional Classification

Drivers	Team	Vehicle	Class	Laps	Total Time	Gap	Avg	Best Lap	Avg
							Kph	Lap Time	Kph

Published at: .....

Track Status: **DRY**

<b>Race Director:</b>	<b>Timekeeper:</b>
-----------------------	--------------------




## SUPERCAR CHALLENGE

### SPA EURO RACE 2014

#### RACE 1

#### Provisional Classification by Class

Nr. Drivers		Team	Car	Laps	Total Time	Gap	Kph	Best Lap		
								Lap	Time	Kph
<b>GT</b>										
1	258 P. VAN GLABEKE / F. JONKHEERE	CURBSTONE FMA RACING	FERRARI 458 GT3	23	<b>1:03:56.197</b>		151.2	20	<b>2:26.590</b>	172.0
2	202 C. WILKENS / A. SCOTT	GT3 RACING	DODGE VIPER GT3	23	<b>1:04:13.912</b>	+17.715	150.5	5	<b>2:29.774</b>	168.3
3	228 P. ETIENNE BORDET / A. VIRON	DELAHAYE RACING TEAM	PORSCHE GT3R	23	<b>1:05:35.801</b>	+139.604	147.3	6	<b>2:30.918</b>	167.1
4	206 T. VERSTREATE / P. DUBOIS	NSC MOTORSPORTS	LAMBORGHINI GALLARDO GT3	22	<b>1:03:33.834</b>	1 Laps	145.4	21	<b>2:28.098</b>	170.3
5	208 P. DANIELS	DOMEC RACING	RADICAL RXC	17	<b>49:32.177</b>	6 Laps	144.2	9	<b>2:32.918</b>	164.9
6	215 H. THUIS	RADICAL BENELUX	RADICAL RXC 2.7 V8	17	<b>51:37.208</b>	6 Laps	138.4	16	<b>2:28.839</b>	169.4
<b>Not classified:</b>										
	223 C. SIEPMANN	CS RACING	BMW E92 M3 4.7L	12	<b>47:13.971</b>		106.8	3	<b>2:40.685</b>	156.9
<b>CTB</b>										
1	306 F. KOOL / M. KOEBOLT	DAY-V-TEC	CORVETTE GT4	23	<b>1:04:41.081</b>		149.4	6	<b>2:32.746</b>	165.1
2	343 D. MEIJER	LAMMERTINK RACING	PORSCHE 997 GT3 CUP	23	<b>1:05:26.616</b>	+45.535	147.7	5	<b>2:36.184</b>	161.4
3	312 S. LUDVIG / S. BAILLY	MÜHLNER MOTORSPORT SPRL	PORSCHE 997 GT3 CUP	23	<b>1:05:26.849</b>	+45.768	147.7	5	<b>2:33.504</b>	164.3
4	348 T. WEBB / J. WEBB	TEAM WEBB	BMW E46 M3 GTR	22	<b>1:02:50.882</b>	1 Laps	147.1	5	<b>2:34.338</b>	163.4
5	301 P. LAMSTER / M. NEYENS	EUROSEAL - EMG MOTORSPORT	PORSCHE 997 GT3 CUP	22	<b>1:03:19.050</b>	1 Laps	146.0	4	<b>2:32.737</b>	165.1
6	303 M. VAN BERLO	VAN BERLO RACING	PORSCHE 997 GT3 CUP	22	<b>1:03:27.738</b>	1 Laps	145.7	5	<b>2:36.488</b>	161.1
7	315 M. VANDEREYDT / A. DETAVENIER	VAN DE REYDT RACING	PORSCHE 997 GT3 CUP	22	<b>1:04:23.968</b>	1 Laps	143.6	5	<b>2:35.618</b>	162.0
8	321 S. VABELLINGEN / W. SLUYS	JR MOTORSPORT	BMW M4 SILHOUETTE	22	<b>1:05:16.031</b>	1 Laps	141.7	5	<b>2:36.583</b>	161.0
9	311 H. VERHELST / G. VERHEYEN	GHK RACING (SPEEDLOVER)	PORSCHE 991 CUP	22	<b>1:05:37.996</b>	1 Laps	140.9	19	<b>2:37.808</b>	159.8
10	391 K. KASSULKE	MARC CARS AUSTRALIA	FORD FOCUS 5LT V8	22	<b>1:05:38.789</b>	1 Laps	140.8	7	<b>2:40.173</b>	157.4
11	316 R. UNZURRUNZAGA	BLUE SUMEIRAH TEAM	RADICAL RXC 2.7 V6	21	<b>1:03:19.602</b>	2 Laps	139.4	6	<b>2:41.942</b>	155.7
12	392 M. BENTON	MARC CARS AUSTRALIA	FORD FOCUS 5LT V8	21	<b>1:04:15.349</b>	2 Laps	137.3	5	<b>2:47.983</b>	150.1
13	393 R. McLEOD / J. KAYE	MARC CARS AUSTRALIA	FORD FOCUS 5LT V8	19	<b>1:05:15.693</b>	4 Laps	122.3	3	<b>2:36.352</b>	161.3
<b>Not classified:</b>										
	356 R. GROUWELS	TEAM RACEART-SPEEDLOVER	PORSCHE 991 CUP	14	<b>1:05:00.579</b>		90.5	12	<b>2:35.217</b>	162.4
	333 F. JAMES	BACKDRAFT MOTORSPORT	LAMBORGHINI GALLARDO	9	<b>36:00.998</b>	14 Laps	105.0	3	<b>2:36.471</b>	161.1
	330 O. FREYMUTH	AKF MOTORSPORT	RENAULT MEGANE TROPHY	7	<b>42:07.054</b>		69.8	3	<b>2:37.849</b>	159.7
<b>S2D</b>										
1	503 D. DE BORST / M. DE KLEIJN	FEBO RACING TEAM	RENAULT CLIO RS 2.0 16V	21	<b>1:04:46.162</b>		136.3	4	<b>2:50.756</b>	147.7
2	520 E. VAN DIJK	ZOET RACING	LOTUS EXIGE	21	<b>1:04:47.379</b>	+1.217	136.2	3	<b>2:50.065</b>	148.3
3	533 M. CARANSA / W. CARANSA	DAY-V-TEC	BMW 130i	21	<b>1:04:56.159</b>	+9.997	135.9	4	<b>2:50.403</b>	148.0
4	505 C. YOET / B. VAN DEN BROECK	TRAXX RACING	RENAULT CLIO 3	21	<b>1:04:58.923</b>	+12.761	135.8	8	<b>2:53.903</b>	145.0
5	501 R. NIEMAN	SPIRIT RACING	RENAULT CLIO RS 2.0 16V	21	<b>1:04:58.946</b>	+12.784	135.8	12	<b>2:53.186</b>	145.6
6	577 L. PROTASOV / A. IEYUSHENKO	UNIL LUBRICANTS RACING TEAM	BMW E46 ETCC	21	<b>1:05:20.837</b>	+34.675	135.0	8	<b>2:53.034</b>	145.7
7	504 T. RUTGERS / M. KARS	SPIRIT RACING	RENAULT CLIO RS 2.0 16V	21	<b>1:05:40.494</b>	+54.332	134.4	5	<b>2:55.131</b>	144.0
8	513 K. TROEYEN	AT MOTORSPORT	FORD FOCUS SILHOUETTE	20	<b>1:05:29.806</b>	1 Laps	128.3	15	<b>2:57.339</b>	142.2
<b>SGT</b>										
1	103 H. ZUMBRINK	VOLVO REEDE RACING BY DAY-V-TEC	VOLVO S60 V8	23	<b>1:03:15.737</b>		152.8	2	<b>2:25.101</b>	173.8
2	177 N. HOMMERSON / L. MACHIELS	AF CORSE/MARTINO ROSSO RACING	FERRARI 458 GT3	23	<b>1:03:16.263</b>	+0.526	152.8	4	<b>2:25.394</b>	173.4
3	108 M. LANTING / B. HERBER	MARTINO ROSSO RACING	FERRARI GT2 458	23	<b>1:03:50.955</b>	+35.218	151.4	2	<b>2:25.107</b>	173.8
4	173 B. VAN ELK	BLUEBERRY RACING	MOSLER MT900R GT3	23	<b>1:04:39.689</b>	+123.952	149.5	4	<b>2:28.653</b>	169.6
5	175 N. BOUWHUIS / R. WIJNEN	SPEEDTEC MOTORSPORT	VICORA V8	17	<b>48:39.249</b>	6 Laps	146.8	16	<b>2:28.696</b>	169.6
6	131 J. STORM	STORM-TAG POINT RACING	BMW Z4 GT3	17	<b>1:04:58.905</b>	6 Laps	109.9	17	<b>2:33.324</b>	164.5
<b>Not classified:</b>										
	120 P. BAILEY / A. SCHULZ	HORSEPOWER RACING	ASTON MARTIN GT3	16	<b>46:40.663</b>	7 Laps	144.0	2	<b>2:29.735</b>	168.4
	114 B. MAESSEN	RACINGTEAM VENRAY	VICORA V8	11	<b>28:32.495</b>		162.0	2	<b>2:26.331</b>	172.3
	180 C. CHRISTENSEN	AQUILA RACING	AQUILA CR1 LS7	5	<b>12:37.644</b>	18 Laps	166.4	5	<b>2:26.482</b>	172.1
	117 A. VAN DER ZWAAN / R. de GRAAFF	TEAM RACEART	DODGE VIPER GT3-R	4	<b>21:06.967</b>		79.6	2	<b>2:24.364</b>	174.7
	106 K. SNOEKS	DAY-V-TEC	VOLVO S60 V8			23 Laps	0.0			
<b>SSD</b>										
1	450 C. EUSER / L. De COCK	COR EUSER RACING	LOTUS EVORA	22	<b>1:03:21.975</b>		145.9	6	<b>2:38.157</b>	159.4
2	446 E. QUICK / P. BONNEEL	EMG MOTORSPORT	BMW M3 E92 3.2	22	<b>1:03:30.180</b>	+8.205	145.6	3	<b>2:38.231</b>	159.4
3	409 D. DE GROOT / J. STAKENBURG	JR MOTORSPORT	BMW E46 M3 GTR	22	<b>1:05:07.425</b>	+145.450	142.0	17	<b>2:37.155</b>	160.4
4	404 R. OLUJ	STICHTING EURO AUTOSPORT	BMW E92 M3	22	<b>1:05:35.629</b>	+213.654	140.9	3	<b>2:38.007</b>	159.6
5	412 E. VAN DEN MUNCKHOF	MUNCKHOF RACING/ VD PAS RACING	BMW Z4	22	<b>1:05:36.796</b>	+214.821	140.9	4	<b>2:40.051</b>	157.5
6	426 L. ALLEN	TEAM COMPAK RAMPS	SEAT LEON SUPERCOPA	22	<b>1:05:45.887</b>	+223.912	140.6	3	<b>2:38.813</b>	158.8
7	476 N. VANDIERENDONCK	THEMS RACING	PORSCHE CAYMAN	21	<b>1:04:19.027</b>	1 Laps	137.2	4	<b>2:49.025</b>	149.2
8	416 L. ZAPPEL / M. VERHAGEN	JR MOTORSPORT	BMW GTR 1-SERIE	21	<b>1:05:10.164</b>	1 Laps	135.4	5	<b>2:40.186</b>	157.4
9	406 K. BOGAERTS / M. VAN DER AA	EUROPEAN STAFFING RACING	BMW M3 E90 WTCC	21	<b>1:05:34.100</b>	1 Laps	134.6	4	<b>2:38.398</b>	159.2
10	444 R. VAN LOON	BLUEBERRY RACING	BMW E46 M3	20	<b>1:00:22.546</b>	2 Laps	139.2	7	<b>2:40.625</b>	157.0



**SUPERCAR CHALLENGE**  
**SPA EURO RACE 2014**  
**RACE 1**


Provisional Classification by Class

Nr. Drivers	Team	Car	Laps	Total Time	Gap	Kph	Best Lap		
							Lap	Time	Kph
<b>Not classified:</b>									
488 <b>D. KRAYEM</b>	KRAYEM RACING	GINETTA G50 GT4	15	<b>47:09.116</b>		133.7	6	<b>2:44.928</b>	152.9
489 <b>G. KENIS / J. SCHUYBROEK</b>	G&A RACING	BMW M3 GT4	14	<b>42:02.377</b>	8 Laps	139.9	5	<b>2:39.584</b>	158.0
469 <b>A. BOSMAN</b>	ABW RACING	LOTUS EXIGE 250 CUP	13	<b>41:13.309</b>		132.5	7	<b>2:43.352</b>	154.4
417 <b>T. BOORSMA / Y. BOORSMA</b>	NMT RACING	BMW M3 GT4	11	<b>42:54.244</b>	11 Laps	107.7	5	<b>2:40.314</b>	157.3
447 <b>M. WEBB / T. WEBB</b>	TEAM WEBB	BMW E46 GTR	8	<b>21:22.977</b>		157.2	4	<b>2:37.937</b>	159.6
411 <b>W. VAN HERCK</b>	VAN HERCK RACING	MAZDA 3	7	<b>19:21.784</b>	15 Laps	151.9	3	<b>2:37.676</b>	159.9
451 <b>L. KURSTJENS</b>	AT MOTORSPORT	FORD FOCUS SILHOUETTE	5	<b>14:06.534</b>		148.9	2	<b>2:45.275</b>	152.6

Published at: .....

Track Status: **DRY**

<b>Race Director:</b>	<b>Timekeeper:</b>
-----------------------	--------------------




## SUPERCAR CHALLENGE SPA EURO RACE 2014 RACE 1

### Lap Chart

#### LAP

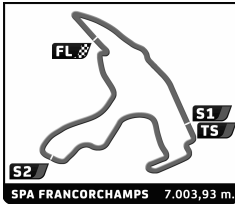
Nr	Pos	Grid	1	2	3	4	5	6	7	8	9	10	11	12	13	14	15	16	17	18	19	20	21	22	23
103	<b>1</b>	103	103	103	103	103	103	103	103	103	103	103	108	103	103	103	103	103	103	103	103	103	103	103	103
117	<b>2</b>	117	117	117	108	108	108	108	108	108	108	108	177	177	177	177	177	177	177	177	177	177	177	177	177
120	<b>3</b>	120	108	108	177	177	177	177	177	177	177	177	103	108	108	108	175	175	175	108	108	108	108	108	108
106	<b>4</b>	106	177	177	114	114	114	114	114	114	114	114	114	175	175	175	108	108	108	258	258	258	258	258	258
108	<b>5</b>	108	114	114	175	175	175	175	175	175	175	175	202	228	228	228	228	228	202	202	202	202	202	202	202
177	<b>6</b>	177	175	175	120	120	120	120	120	120	120	120	173	173	173	173	173	306	258	306	306	173	173	173	173
175	<b>7</b>	175	120	120	202	202	202	202	202	202	202	202	258	306	306	306	202	258	306	173	173	306	306	306	306
258	<b>8</b>	258	202	202	258	258	180	258	258	258	228	228	173	202	202	202	306	173	173	343	343	343	343	343	343
114	<b>9</b>	114	258	258	288	228	258	228	228	228	258	258	312	258	258	258	258	120	208	312	348	348	348	312	312
206	<b>10</b>	206	228	228	180	180	228	173	173	173	173	173	173	175	312	312	312	120	312	312	348	312	312	312	348
202	<b>11</b>	202	301	301	173	173	173	301	301	301	301	306	306	446	446	446	312	208	343	301	301	301	301	301	228
173	<b>12</b>	173	306	180	301	301	301	306	306	306	306	301	446	120	120	120	446	446	348	303	303	303	303	303	301
215	<b>13</b>	215	206	306	306	306	306	312	312	312	312	312	450	450	450	450	208	343	301	446	228	228	228	450	450
208	<b>14</b>	208	173	173	312	312	312	348	348	348	348	348	120	301	301	301	450	348	303	450	446	450	450	303	303
131	<b>15</b>	131	180	206	206	348	348	315	343	208	208	208	301	348	348	348	301	301	446	228	450	446	446	446	446
228	<b>16</b>	228	348	348	312	206	206	206	208	343	343	343	348	303	303	303	348	450	450	315	206	206	206	206	206
306	<b>17</b>	306	321	312	348	321	315	343	303	303	303	303	303	208	208	208	343	303	406	206	315	315	315	315	315
180	<b>18</b>	180	312	321	321	315	321	303	206	333	446	446	208	343	343	343	303	406	228	409	409	409	409	409	409
301	<b>19</b>	301	303	303	303	303	303	321	321	206	450	450	343	406	406	406	406	228	315	321	321	321	321	321	321
348	<b>20</b>	348	208	343	208	208	343	208	333	450	406	406	416	315	315	315	315	315	206	412	412	404	404	404	404
321	<b>21</b>	321	450	208	315	343	208	333	450	446	315	315	406	489	489	489	206	206	215	391	404	412	412	412	412
303	<b>22</b>	303	315	315	343	333	333	446	446	447	489	489	444	321	412	206	215	215	409	404	391	311	311	311	311
356	<b>23</b>	356	343	333	333	446	446	450	447	406	321	321	315	412	391	215	409	409	321	426	311	391	391	391	391
409	<b>24</b>	409	409	450	393	450	450	447	406	321	409	416	489	391	321	409	321	321	412	311	426	426	426	426	426
312	<b>25</b>	312	333	393	446	406	406	406	404	315	426	444	321	206	206	321	412	412	391	444	444	444	444	444	444
450	<b>26</b>	450	446	446	450	447	447	411	409	404	416	426	412	409	409	412	426	391	404	406	316	316	316	316	392
315	<b>27</b>	315	393	406	406	409	411	409	315	489	391	409	391	426	426	426	391	426	426	316	392	392	476	476	476
417	<b>28</b>	417	406	409	447	426	409	404	489	409	412	391	206	316	316	391	404	404	311	476	476	476	476	503	503
446	<b>29</b>	446	447	447	409	411	426	489	426	426	444	412	409	215	215	316	316	311	444	392	406	503	503	503	503
333	<b>30</b>	333	412	330	330	489	489	426	417	416	215	215	426	469	469	404	311	316	316	520	520	520	520	533	533
406	<b>31</b>	406	426	426	426	404	404	417	416	417	404	311	316	488	488	488	444	444	476	503	503	533	503	503	503
311	<b>32</b>	311	330	417	411	417	417	416	391	391	206	316	215	311	311	311	416	416	392	505	505	505	501	501	501
393	<b>33</b>	393	489	489	417	416	416	391	444	444	311	469	469	404	404	444	488	392	416	533	533	501	416	416	416
330	<b>34</b>	330	416	416	489	391	391	444	412	412	316	488	488	416	416	416	392	476	520	501	501	406	577	577	577
343	<b>35</b>	343	311	411	416	444	444	412	411	215	469	404	311	444	444	392	476	520	503	504	577	416	406	406	406
412	<b>36</b>	412	223	404	404	412	412	311	311	311	417	392	404	392	392	520	520	533	505	577	504	577	504	577	504
447	<b>37</b>	447	411	311	391	393	311	316	316	316	488	476	392	520	520	476	533	503	533	416	416	504	504	504	504
223	<b>38</b>	223	412	391	444	316	316	469	469	469	392	206	520	476	476	505	505	505	501	513	513	513	513	513	513
489	<b>39</b>	489	444	444	412	311	451	488	215	488	476	520	476	533	533	533	503	501	504	393	393	393	393	393	393
426	<b>40</b>	426	391	412	311	469	469	215	488	392	520	533	533	505	505	577	501	504	577						
416	<b>41</b>	416	404	488	316	451	488	392	392	476	533	504	505	504	504	503	504	577	513						
444	<b>42</b>	444	488	316	488	488	223	223	476	520	503	505	504	577	577	501	577	513	393						
488	<b>43</b>	488	316	451	451	330	476	476	520	533	501	577	577	503	503	504	513	393	131						
391	<b>44</b>	391	451	469	469	223	215	520	533	503	577	503	503	501	501	513	393	131							
469	<b>45</b>	469	469	476	476	476	392	503	503	501	504	501	501	513	513	393	131								
316	<b>46</b>	316	520	520	520	392	520	533	501	577	505	513	513	393	393	131									
520	<b>47</b>	520	503	503	392	520	503	501	577	504	513	417	223	223	131	356									
451	<b>48</b>	451	476	392	503	503	533	504	504	505	223	223	417	131	356										
503	<b>49</b>	503	392	533	533	533	501	577	505	513	333	393	393	356											
404	<b>50</b>	404	533	501	223	215	504	505	513	223	393	131	131												
411	<b>51</b>	411	501	504	501	501	505	513	223	393	131	356	356												
392	<b>52</b>	392	504	505	504	504	577	393	393	131	356														
533	<b>53</b>	533	577	223	505	505	513	131	131	356															
501	<b>54</b>	501	505	577	577	577	393	330	330																
504	<b>55</b>	504	513	513	513	513	131	356	356																
505	<b>56</b>	505	215	215	215	117	330																		
513	<b>57</b>	513	131	131	131	131	356																		
577	<b>58</b>	577	356	356	356																				
476	<b>59</b>	476																							



## SUPERCAR CHALLENGE SPA EURO RACE 2014 RACE 1

### Best Sector Times


SECTOR 1			SECTOR 2			SECTOR 3			Pos	Team	Cl	Ideal Lap	Best Lap
Pos	Driver	Time	Driver	Time	Driver	Time	Pos	Team	Cl	Ideal Lap	Best Lap		
1	117 A.VAN DER ZWAAN	40.372	177 N.HOMMERSON	1:06.982	103 H.ZUMBRINK	36.770	1	117 TEAM RACEART	SGT	2'24.364	2:24.364 (1)		
2	103 H.ZUMBRINK	40.574	117 A.VAN DER ZWAAN	1:07.187	117 A.VAN DER ZWAAN	36.805	2	103 VOLVO REEDE RACING BY DAY-V-TEC	SGT	2'24.624	2:25.101 (2)		
3	108 M.LANTING	40.600	108 M.LANTING	1:07.240	177 N.HOMMERSON	36.912	3	108 MARTINO ROSSO RACING	SGT	2'24.794	2:25.107 (3)		
4	114 B.MAESSEN	40.818	103 H.ZUMBRINK	1:07.280	108 M.LANTING	36.954	4	177 AF CORSE/MARTINO ROSSO RACING	SGT	2'24.843	2:25.394 (4)		
5	180 C.CHRISTENSEN	40.898	180 C.CHRISTENSEN	1:07.694	258 P.VAN GLABEKE	36.967	5	114 RACINGTEAM VENRAY	SGT	2'26.075	2:26.331 (5)		
6	177 N.HOMMERSON	40.949	215 H.THUIS	1:07.769	114 B.MAESSEN	37.417	6	180 AQUILA RACING	SGT	2'26.263	2:26.482 (6)		
7	175 N.BOUWHUIS	40.985	114 B.MAESSEN	1:07.840	180 C.CHRISTENSEN	37.671	7	258 CURBSTONE FMA RACING	GT	2'26.460	2:26.590 (7)		
8	258 P.VAN GLABEKE	41.126	206 T.VERSTREATE	1:08.046	206 T.VERSTREATE	37.709	8	206 NSC MOTORSPORTS	GT	2'27.274	2:28.098 (8)		
9	206 T.VERSTREATE	41.519	258 P.VAN GLABEKE	1:08.367	175 N.BOUWHUIS	37.732	9	175 SPEEDTEC MOTORSPORT	SGT	2'27.946	2:28.696 (10)		
10	202 C.WILKENS	41.626	173 B.VAN ELK	1:08.501	215 H.THUIS	37.983	10	215 RADICAL BENELUX	GT	2'28.346	2:28.839 (11)		
11	120 P.BAILEY	41.908	120 P.BAILEY	1:08.883	173 B.VAN ELK	38.112	11	173 BLUEBERRY RACING	SGT	2'28.584	2:28.653 (9)		
12	173 B.VAN ELK	41.971	175 N.BOUWHUIS	1:09.229	228 P.ETIENNE BORDET	38.171	12	120 HORSEPOWER RACING	SGT	2'29.070	2:29.735 (12)		
13	228 P.ETIENNE BORDET	42.025	202 C.WILKENS	1:09.758	120 P.BAILEY	38.279	13	202 GT3 RACING	GT	2'29.749	2:29.774 (13)		
14	215 H.THUIS	42.594	208 P.DANIELS	1:09.769	202 C.WILKENS	38.365	14	228 DELAHAYE RACING TEAM	GT	2'30.090	2:30.918 (14)		
15	312 S.LUDVIG	42.689	228 P.ETIENNE BORDET	1:09.894	306 F.KOOL	38.892	15	306 DAY-V-TEC	GTB	2'31.877	2:32.746 (16)		
16	131 J.STORM	42.887	306 F.KOOL	1:09.895	301 P.LAMSTER	38.931	16	301 EUROSEAL - EMG MOTORSPORT	GTB	2'32.382	2:32.737 (15)		
17	301 P.LAMSTER	42.943	348 T.WEBB	1:09.951	208 P.DANIELS	39.324	17	131 STORM-TAG POINT RACING	SGT	2'32.525	2:29.735 (18)		
18	306 F.KOOL	43.090	131 J.STORM	1:10.151	312 S.LUDVIG	39.339	18	208 DOME RACING	GT	2'32.568	2:32.918 (17)		
19	343 D.MEIJER	43.231	301 P.LAMSTER	1:10.508	315 M.VANDEREYDT	39.453	19	312 MÜHLNER MOTORSPORT SPRL	GTB	2'33.267	2:33.504 (19)		
20	356 R.GROUWELS	43.369	356 R.GROUWELS	1:10.906	356 R.GROUWELS	39.474	20	356 TEAM RACEART-SPEEDLOVER	GTB	2'33.749	2:35.217 (21)		
21	315 M.VANDEREYDT	43.423	312 S.LUDVIG	1:11.239	131 J.STORM	39.487	21	348 TEAM WEBB	GTB	2'33.811	2:34.338 (20)		
22	208 P.DANIELS	43.475	333 F.JAMES	1:11.508	343 D.MEIJER	39.769	22	315 VAN DE REYDT RACING	GTB	2'34.672	2:35.618 (22)		
23	303 M.VAN BERLO	43.711	409 D.DE GROOT	1:11.552	348 T.WEBB	39.804	23	343 LAMMERTINK RACING	GTB	2'35.521	2:36.184 (23)		
24	321 S.VANBELLINGEN	43.871	393 R.McLEOD	1:11.587	303 M.VAN BERLO	39.813	24	393 MARC CARS AUSTRALIA	GTB	2'35.637	2:36.352 (24)		
25	348 T.WEBB	44.056	330 O.FREYMUTH	1:11.655	321 S.VANBELLINGEN	39.972	25	303 VAN BERLO RACING	GTB	2'35.668	2:36.488 (26)		
26	393 R.McLEOD	44.058	315 M.VANDEREYDT	1:11.796	311 H.VERHELST	39.990	26	333 BACKDRAFT MOTORSPORT	GTB	2'35.748	2:36.471 (25)		
27	333 F.JAMES	44.128	426 L.ALLEN	1:11.835	393 R.McLEOD	39.992	27	321 JR MOTORSPORT	GTB	2'35.788	2:36.583 (27)		
28	311 H.VERHELST	44.335	446 E.QUICK	1:11.887	333 F.JAMES	40.112	28	409 JR MOTORSPORT	SSD	2'36.803	2:37.155 (28)		
29	223 C.SIEPMANN	44.483	321 S.VANBELLINGEN	1:11.945	409 D.DE GROOT	40.128	29	447 TEAM WEBB	SSD	2'37.010	2:37.937 (32)		
30	391 K.KASSULKE	44.623	447 M.WEBB	1:12.115	447 M.WEBB	40.143	30	446 EMG MOTORSPORT	SSD	2'37.389	2:38.231 (35)		
31	447 M.WEBB	44.752	303 M.VAN BERLO	1:12.144	411 W.VAN HERCK	40.195	31	311 GHK RACING (SPEEDLOVER)	GTB	2'37.560	2:37.808 (30)		
32	446 E.QUICK	44.781	406 K.BOGAERTS	1:12.192	404 R.OLIJ	40.274	32	404 STICHTING EURO AUTOSPORT	SSD	2'37.567	2:38.007 (33)		
33	411 W.VAN HERCK	44.875	404 R.OLIJ	1:12.204	450 C.EUSER	40.351	33	411 VAN HERCK RACING	SSD	2'37.640	2:37.676 (29)		
34	404 R.OLIJ	45.089	412 E.VAN DEN MÜNCKHOFF	1:12.325	330 O.FREYMUTH	40.708	34	330 AKF MOTORSPORT	GTB	2'37.673	2:37.849 (31)		
35	406 K.BOGAERTS	45.112	450 C.EUSER	1:12.494	446 E.QUICK	40.721	35	450 COR EUSER RACING	SSD	2'38.038	2:38.157 (34)		
36	409 D.DE GROOT	45.123	343 D.MEIJER	1:12.521	406 K.BOGAERTS	40.746	36	406 EUROPEAN STAFFING RACING	SSD	2'38.050	2:38.398 (36)		
37	489 G.KENIS	45.144	411 W.VAN HERCK	1:12.570	489 G.KENIS	40.905	37	426 TEAM COMPAK RAMPS	SSD	2'38.798	2:38.813 (37)		
38	450 C.EUSER	45.193	469 A.BOSMAN	1:13.032	426 L.ALLEN	40.906	38	412 MÜNCKHOFF RACING/ VD PAS RACING	SSD	2'39.351	2:40.051 (39)		
39	330 O.FREYMUTH	45.310	417 T.BOORSMA	1:13.161	391 K.KASSULKE	40.972	39	489 G&A RACING	SSD	2'39.526	2:39.584 (38)		
40	416 L.ZAPPEIJ	45.377	311 H.VERHELST	1:13.235	416 L.ZAPPEIJ	40.987	40	391 MARC CARS AUSTRALIA	GTB	2'39.741	2:40.173 (40)		
41	444 R.VAN LOON	45.403	416 L.ZAPPEIJ	1:13.402	417 T.BOORSMA	41.015	41	416 JR MOTORSPORT	SSD	2'39.766	2:40.186 (41)		
42	417 T.BOORSMA	45.715	316 R.LINZURRINZAGA	1:13.432	412 E.VAN DEN MÜNCKHOFF	41.161	42	417 NMT RACING	SSD	2'39.891	2:40.314 (42)		
43	412 E.VAN DEN MÜNCKHOFF	45.865	489 G.KENIS	1:13.477	444 R.VAN LOON	41.164	43	223 CS RACING	GT	2'40.312	2:40.685 (44)		
44	426 L.ALLEN	46.057	444 R.VAN LOON	1:13.810	223 C.SIEPMANN	41.261	44	444 BLUEBERRY RACING	SSD	2'40.377	2:40.625 (43)		
45	316 R.LINZURRINZAGA	46.696	451 L.KURSTJENS	1:14.146	316 R.LINZURRINZAGA	41.685	45	316 BLUE SUMEIRAH TEAM	GTB	2'41.813	2:41.942 (45)		
46	392 M.BENTON	46.881	391 K.KASSULKE	1:14.146	469 A.BOSMAN	41.963	46	469 ABW RACING	SSD	2'42.143	2:43.352 (46)		
47	469 A.BOSMAN	47.148	488 D.KRAYEM	1:14.458	488 D.KRAYEM	42.149	47	488 KRAYEM RACING	SSD	2'44.447	2:44.928 (47)		
48	488 D.KRAYEM	47.840	223 C.SIEPMANN	1:14.568	451 L.KURSTJENS	42.626	48	451 AT MOTORSPORT	SSD	2'44.756	2:45.275 (48)		
49	451 L.KURSTJENS	47.984	503 D.DE BORST	1:14.923	392 M.BENTON	42.719	49	392 MARC CARS AUSTRALIA	GTB	2'46.591	2:47.983 (49)		
50	476 N.VANDIERENDONCK	48.595	520 E.VAN DIJK	1:15.001	577 L.PROTASOV	43.611	50	476 THEMIS RACING	SSD	2'48.446	2:49.025 (50)		
51	533 M.CARANSA	50.098	533 M.CARANSA	1:15.697	476 N.VANDIERENDONCK	43.656	51	503 FEBO RACING TEAM	S2D	2'49.552	2:50.756 (53)		
52	520 E.VAN DIJK	50.518	476 N.VANDIERENDONCK	1:16.195	533 M.CARANSA	44.047	52	520 ZOET RACING	S2D	2'49.612	2:50.065 (51)		
53	503 D.DE BORST	50.558	501 R.NIEMAN	1:16.440	503 D.DE BORST	44.071	53	533 DAY-V-TEC	S2D	2'49.842	2:50.403 (52)		
54	577 L.PROTASOV	50.615	577 L.PROTASOV	1:16.709	520 E.VAN DIJK	44.093	54	577 UNIL LUBRICANTS RACING TEAM	S2D	2'50.935	2:53.034 (54)		
55	501 R.NIEMAN	50.784	505 C.VOET	1:16.960	505 C.VOET	44.789	55	501 SPIRIT RACING	S2D	2'52.310	2:53.186 (55)		
56	505 C.VOET	51.351	392 M.BENTON	1:16.991	501 R.NIEMAN	45.086	56	505 TRAXX RACING	S2D	2'53.100	2:53.903 (56)		



**SUPERCAR CHALLENGE**  
SPA EURO RACE 2014  
RACE 1

Best Sector Times

Pos	SECTOR 1		SECTOR 2		SECTOR 3		Pos	Team	Cl	Ideal Lap	Best Lap
	Driver	Time	Driver	Time	Driver	Time					
57	513 K.TROEYEN	51.722	504 T.RUTGERS	1:17.754	504 T.RUTGERS	45.346	57	504 SPIRIT RACING	S2D	2:54.897	2:55.131 (57)
58	504 T.RUTGERS	51.797	513 K.TROEYEN	1:19.165	513 K.TROEYEN	45.819	58	513 AT MOTORSPORT	S2D	2:56.706	2:57.339 (58)




**SUPERCAR CHALLENGE**  
 SPA EURO RACE 2014  
 RACE 1

Fastest Lap Sequence

Practice Time	Team	Car	Class	Driver	Time	Kph	Lap
4:51.808	103 VOLVO REEDE RACING BY DAY-V-TEC	VOLVO S60 V8	SGT	Henry ZUMBRINK	<b>2:25.101</b>	173.8	2
4:52.506	117 TEAM RACEART	DODGE VIPER GT3-R	SGT	Arjan VAN DER ZWAAN	<b>2:24.364</b>	174.7	2





## SUPERCAR CHALLENGE


### SPA EURO RACE 2014

#### RACE 1

Analysis by lap

Lapped

Nr	Lap Time	Gap	Nr	Lap Time	Gap	Nr	Lap Time	Gap	Nr	Lap Time	Gap	Nr	Lap Time	Gap
<b>Lap 1</b>			215	4:16.486	1'49.779	513	2:59.395	1'28.204	577	2:56.063	1'56.017	505	2:55.360	2'24.781
103	2:26.707		<b>Lap 2</b>			215	2:33.201	1'57.879	513	2:59.219	2'02.124	577	2:55.397	2'25.722
117	2:28.142	1.435	103	2:25.101		<b>Lap 3</b>			215	2:31.610	2'04.190	<b>Lap 5</b>		
108	2:28.475	1.768	117	2:24.364	0.698	103	2:25.299		<b>Lap 4</b>			103	2:26.737	
177	2:29.651	2.944	108	2:25.107	1.774	108	2:26.610	3.085	103	2:25.692		108	2:25.245	1.350
114	2:30.358	3.651	177	2:25.681	3.524	177	2:25.886	4.111	108	2:25.449	2.842	177	2:25.752	2.828
175	2:33.854	7.147	114	2:26.331	4.881	114	2:26.947	6.529	177	2:25.394	3.813	<b>513</b>	2:59.589	1 Lap
120	2:34.530	7.823	175	2:29.386	11.432	175	2:30.331	16.464	114	2:26.808	7.645	114	2:28.471	9.379
202	2:35.716	9.009	120	2:29.735	12.457	120	2:30.400	17.558	175	2:30.696	21.468	175	2:29.386	24.117
258	2:36.388	9.681	202	2:30.280	14.188	202	2:31.585	20.474	120	2:30.436	22.302	120	2:29.783	25.348
228	2:37.233	10.526	258	2:31.573	16.153	258	2:31.136	21.990	202	2:30.174	24.956	202	2:29.774	27.993
301	2:39.249	12.542	228	2:30.994	16.419	228	2:31.299	22.419	258	2:30.247	26.545	180	2:26.482	28.108
306	2:39.738	13.031	301	2:34.077	21.518	180	2:27.959	24.346	228	2:30.956	27.683	258	2:30.975	30.783
206	2:42.554	15.847	180	2:30.535	21.686	173	2:29.605	27.549	180	2:29.709	28.363	228	2:31.309	32.255
173	2:42.863	16.156	306	2:35.095	23.025	301	2:34.301	30.520	173	2:28.653	30.510	173	2:31.066	34.839
180	2:42.959	16.252	173	2:32.188	23.243	306	2:33.503	31.229	301	2:32.737	37.565	301	2:34.146	44.974
348	2:43.844	17.137	206	2:38.320	29.066	117	2:59.960	35.359	306	2:32.769	38.306	306	2:34.267	45.836
321	2:45.270	18.563	348	2:37.710	29.746	206	2:37.092	40.859	312	2:34.176	49.988	312	2:33.504	56.755
312	2:46.005	19.298	312	2:35.873	30.070	312	2:36.733	41.504	348	2:34.513	50.775	348	2:34.338	58.376
303	2:46.196	19.489	321	2:37.301	30.763	348	2:37.507	41.954	206	2:39.707	54.874	206	2:36.828	1'04.965
208	2:46.284	19.577	303	2:37.448	31.836	321	2:38.025	43.489	321	2:38.087	55.884	315	2:35.618	1'05.483
450	2:46.648	19.941	343	2:36.392	31.931	303	2:37.568	44.105	315	2:37.607	56.602	321	2:36.583	1'05.730
315	2:47.288	20.581	208	2:37.937	32.413	208	2:37.077	44.191	303	2:38.299	56.712	303	2:36.488	1'06.463
343	2:47.347	20.640	315	2:38.024	33.504	315	2:36.482	44.687	208	2:38.605	57.104	343	2:36.184	1'06.735
409	2:48.706	21.999	333	2:36.949	34.722	343	2:38.454	45.086	343	2:37.894	57.288	208	2:37.074	1'07.441
333	2:49.581	22.874	450	2:40.475	35.315	333	2:36.471	45.894	333	2:37.731	57.933	333	2:36.541	1'07.737
446	2:49.613	22.906	393	2:37.697	35.881	393	2:36.352	46.934	446	2:38.872	1'02.264	446	2:38.475	1'14.002
393	2:49.992	23.285	446	2:38.347	36.152	446	2:38.231	49.084	450	2:38.867	1'03.083	450	2:38.540	1'14.886
406	2:50.759	24.052	406	2:39.503	38.454	450	2:39.892	49.908	406	2:38.398	1'04.420	406	2:38.748	1'16.431
447	2:51.003	24.296	409	2:42.243	39.141	406	2:38.559	51.714	447	2:37.937	1'04.952	447	2:38.713	1'16.928
417	2:53.949	27.242	447	2:40.373	39.568	447	2:38.438	52.707	409	2:42.423	1'10.835	411	2:38.325	1'24.396
426	2:54.095	27.388	330	2:39.159	41.835	409	2:40.262	54.104	426	2:40.959	1'11.371	409	2:41.954	1'26.052
330	2:54.484	27.777	426	2:40.303	42.590	330	2:37.849	54.385	411	2:38.799	1'12.808	426	2:43.111	1'27.745
489	2:57.691	30.984	417	2:42.231	44.372	426	2:38.813	56.104	489	2:40.465	1'15.708	489	2:39.584	1'28.555
416	2:57.878	31.171	489	2:40.487	46.370	411	2:37.676	59.701	404	2:38.756	1'16.264	404	2:39.285	1'28.812
311	2:58.721	32.014	416	2:40.903	46.973	417	2:40.672	59.745	417	2:43.026	1'17.079	417	2:40.314	1'30.656
223	2:58.878	32.171	411	2:39.730	47.324	489	2:39.864	1'00.935	416	2:41.033	1'17.962	416	2:40.186	1'31.411
411	2:59.402	32.695	404	2:41.359	50.492	416	2:40.947	1'02.621	391	2:41.468	1'24.724	391	2:41.707	1'39.694
412	3:00.089	33.382	311	2:46.675	53.588	404	2:38.007	1'03.200	444	2:41.219	1'26.427	444	2:41.326	1'41.016
444	3:00.314	33.607	391	2:45.136	53.908	391	2:40.339	1'08.948	412	2:40.051	1'26.872	412	2:41.218	1'41.353
391	3:00.580	33.873	444	2:45.853	54.359	444	2:41.840	1'10.900	393	3:07.244	1'28.486	311	2:44.066	1'54.738
404	3:00.941	34.234	412	2:46.375	54.656	412	2:43.156	1'12.513	316	2:46.828	1'36.267	316	2:45.928	1'55.458
488	3:01.517	34.810	488	2:45.987	55.696	311	2:46.157	1'14.446	311	2:48.655	1'37.409	451	2:45.377	1'56.998
316	3:02.156	35.449	316	2:45.444	55.792	316	2:44.638	1'15.131	469	2:46.584	1'38.086	469	2:45.822	1'57.171
451	3:02.943	36.236	451	2:45.275	56.410	488	2:46.360	1'16.757	451	2:47.003	1'38.358	488	2:45.171	1'57.554
469	3:03.889	37.182	469	2:46.243	58.324	451	2:45.936	1'17.047	488	2:48.055	1'39.120	223	2:41.998	2'11.348
520	3:09.481	42.774	476	2:49.628	1'09.011	469	2:44.169	1'17.194	330	3:19.591	1'48.284	476	2:50.035	2'19.698
503	3:09.883	43.176	520	2:51.797	1'09.470	476	2:49.355	1'33.067	223	2:41.158	1'56.087	215	2:33.586	2'20.175
476	3:11.191	44.484	503	2:51.823	1'09.898	520	2:50.065	1'34.236	476	2:49.025	1'56.400	392	2:47.983	2'20.302
392	3:11.750	45.043	392	2:52.514	1'12.456	392	2:48.020	1'35.177	392	2:49.571	1'59.056	520	2:50.161	2'24.188
533	3:11.923	45.216	533	2:53.632	1'13.747	503	2:52.644	1'37.243	520	2:52.220	2'00.764	503	2:50.956	2'26.526
501	3:14.690	47.983	501	2:53.661	1'16.543	533	2:50.620	1'39.068	503	2:50.756	2'02.307	<b>Lap 6</b>		
504	3:14.757	48.050	504	2:56.297	1'19.246	223	2:40.685	1'40.621	533	2:50.403	2'03.779	103	2:26.714	
577	3:19.460	52.753	505	2:57.064	1'24.779	501	2:54.281	1'45.525	215	2:34.828	2'13.326	<b>533</b>	2:50.408	1 Lap
505	3:19.523	52.816	223	3:18.165	1'25.235	504	2:55.135	1'49.082	501	2:53.710	2'13.543			
513	3:20.617	53.910	577	2:57.601	1'25.253	505	2:55.633	1'55.113	504	2:57.019	2'20.409			



# SUPERCAR CHALLENGE


## SPA EURO RACE 2014

### RACE 1

Analysis by lap

**Lapped**

Nr	Lap Time	Gap	Nr	Lap Time	Gap	Nr	Lap Time	Gap	Nr	Lap Time	Gap	Nr	Lap Time	Gap		
108	2:26.984	1.620	175	2:30.864	31.725	<b>503</b>	2:52.425	1 Lap	<b>503</b>	2:52.182	1 Lap	<b>501</b>	3:02.187	1 Lap		
177	2:26.050	2.164	120	2:31.674	33.617	173	2:35.368	51.835	312	2:34.612	1'29.676	343	2:52.273	2'16.479		
114	2:31.012	13.677	202	2:33.780	41.714	301	2:37.001	1'07.321	348	2:35.513	1'33.511	<b>577</b>	2:59.057	1 Lap		
<b>501</b>	2:55.512	1 Lap	258	2:33.085	42.369	306	2:36.808	1'07.775	<b>501</b>	2:54.052	1 Lap	<b>504</b>	3:02.768	1 Lap		
<b>504</b>	2:55.131	1 Lap	228	2:33.161	43.003	<b>501</b>	2:54.145	1 Lap	208	2:32.918	1'46.655	303	2:58.363	2'25.765		
<b>505</b>	2:55.619	1 Lap	173	2:32.122	44.144	312	2:36.755	1'21.294	<b>577</b>	2:53.034	1 Lap	<b>505</b>	3:02.925	1 Lap		
175	2:30.075	27.478	<b>501</b>	2:56.668	1 Lap	<b>577</b>	2:53.551	1 Lap	<b>504</b>	2:55.992	1 Lap	446	2:51.495	2'26.465		
<b>577</b>	2:55.271	1 Lap	<b>504</b>	2:57.301	1 Lap	<b>504</b>	2:56.696	1 Lap	<b>505</b>	2:53.903	1 Lap	450	2:51.719	2'27.219		
120	2:29.926	28.560	<b>577</b>	2:54.925	1 Lap	<b>505</b>	2:54.289	1 Lap	343	2:37.791	1'53.134	<b>393</b>	2:44.224	4 Laps		
202	2:33.272	34.551	<b>505</b>	2:57.206	1 Lap	348	2:36.261	1'24.228	303	2:39.794	1'56.330	406	2:58.933	2'37.472		
258	2:31.832	35.901	301	2:33.423	57.997	<b>117</b>	13:14.501	4 Laps	446	2:38.758	2'03.898	315	2:50.607	2'40.453		
228	2:30.918	36.459	306	2:33.393	58.644	208	2:35.034	1'39.967	450	2:39.744	2'04.428	<b>131</b>	2:44.481	5 Laps		
173	2:30.514	38.639	312	2:34.789	1'12.216	343	2:37.606	1'41.573	406	2:39.744	2'07.467	<b>Lap 11</b>				
<b>513</b>	3:01.078	1 Lap	348	2:35.729	1'15.644	303	2:37.504	1'42.766	315	2:38.622	2'18.774	108	2:47.559			
301	2:32.931	51.191	<b>513</b>	2:58.731	1 Lap	333	2:38.856	1'45.447	<b>393</b>	13:07.661	4 Laps	177	2:49.342	2.668		
306	2:32.746	51.868	343	2:40.205	1'31.644	<b>513</b>	2:57.618	1 Lap	<b>513</b>	3:02.751	1 Lap	<b>489</b>	2:55.992	1 Lap		
312	2:34.003	1'04.044	208	2:40.047	1'32.610	206	2:42.363	1'48.407	<b>356</b>	24:23.012	8 Laps	321	3:01.329	1 Lap		
348	2:34.870	1'06.532	303	2:40.890	1'32.939	450	2:39.063	1'50.914	489	2:43.036	2'26.613	<b>513</b>	3:12.301	2 Laps		
315	2:38.072	1'16.841	206	2:42.489	1'33.721	446	2:39.237	1'51.370	321	2:54.880	2'26.797	<b>416</b>	3:03.034	1 Lap		
206	2:39.598	1'17.849	321	2:41.898	1'34.231	447	2:38.246	1'52.433	<b>131</b>	2:40.736	5 Laps	<b>444</b>	2:56.758	1 Lap		
343	2:38.035	1'18.056	333	2:41.621	1'34.268	406	2:38.618	1'53.953	409	2:43.498	2'27.594	<b>426</b>	3:08.912	1 Lap		
303	2:38.917	1'18.666	450	2:39.816	1'39.528	321	2:51.593	1'58.147	426	2:42.604	2'28.327	<b>356</b>	3:12.358	9 Laps		
321	2:39.934	1'18.950	446	2:40.823	1'39.810	315	2:37.583	2'06.382	<b>Lap 10</b>							
208	2:38.453	1'19.180	447	2:39.883	1'41.864	404	2:40.212	2'08.081	103	2:28.928		409	3:14.502	1 Lap		
333	2:38.241	1'19.264	406	2:39.631	1'43.012	489	2:40.257	2'09.807	108	2:28.686	0.374	<b>391</b>	3:04.429	1 Lap		
446	2:38.316	1'25.604	404	2:40.090	1'55.546	409	2:42.043	2'10.326	177	2:27.785	1.259	<b>412</b>	3:06.929	1 Lap		
450	2:38.157	1'26.329	409	2:41.755	1'55.960	426	2:41.302	2'11.953	<b>416</b>	2:42.649	1 Lap	<b>215</b>	3:05.952	1 Lap		
447	2:38.384	1'28.598	315	3:06.252	1'56.476	<b>131</b>	2:36.648	5 Laps	<b>391</b>	2:43.224	1 Lap	<b>330</b>	16:52.024	6 Laps		
406	2:40.281	1'29.998	489	2:41.194	1'57.227	416	2:41.426	2'15.585	<b>412</b>	2:42.591	1 Lap	<b>311</b>	3:29.194	1 Lap		
411	2:39.160	1'36.842	426	2:40.917	1'58.328	417	2:44.658	2'17.178	<b>444</b>	2:43.623	1 Lap	<b>316</b>	3:28.361	1 Lap		
409	2:41.484	1'40.822	417	2:42.283	2'00.197	391	2:41.246	2'21.806	<b>444</b>	2:43.623	1 Lap	103	4:05.050	1'17.117		
404	2:39.975	1'42.073	416	2:42.568	2'01.836	444	2:40.789	2'22.645	<b>215</b>	2:32.388	1 Lap	<b>114</b>	3:31.920	1'18.860		
489	2:40.809	1'42.650	<b>131</b>	2:43.445	5 Laps	412	2:40.771	2'23.060	<b>404</b>	3:02.897	1 Lap	<b>469</b>	3:30.866	1 Lap		
426	2:42.997	1'44.028	391	2:40.173	2'08.237	<b>Lap 9</b>					<b>206</b>	3:25.782	1 Lap	<b>488</b>	3:21.642	1 Lap
417	2:40.589	1'44.531	444	2:40.625	2'09.533	103	2:26.230		<b>311</b>	2:44.232	1 Lap	<b>223</b>	3:21.597	2 Laps		
416	2:41.188	1'45.885	412	2:40.612	2'09.966	108	2:26.211	0.616	<b>316</b>	2:44.378	1 Lap	<b>202</b>	3:19.721	1'25.980		
<b>131</b>	16:22.810	5 Laps	411	3:08.692	2'18.917	177	2:27.358	2.402	<b>114</b>	2:41.046	34.873	228	3:20.124	1'27.305		
391	2:41.701	1'54.681	311	2:41.743	2'25.226	<b>215</b>	2:32.262	1 Lap	<b>469</b>	2:45.889	1 Lap	258	3:20.182	1'28.897		
444	2:41.223	1'55.525	316	2:41.953	2'26.022	<b>311</b>	2:42.819	1 Lap	<b>417</b>	3:21.126	1 Lap	<b>404</b>	4:02.778	1 Lap		
412	2:41.332	1'55.971	<b>Lap 8</b>					<b>316</b>	2:44.492	1 Lap	175	2:38.340	48.474	173	3:11.725	1'34.225
311	2:42.076	2'10.100	103	2:27.677		<b>469</b>	2:44.150	1 Lap	<b>488</b>	2:49.936	1 Lap	<b>392</b>	3:07.487	1 Lap		
316	2:41.942	2'10.686	108	2:26.109	0.635	114	2:30.843	22.755	<b>223</b>	2:46.453	2 Laps	<b>476</b>	3:13.769	1 Lap		
469	2:44.396	2'14.853	177	2:26.064	1.274	<b>488</b>	2:45.766	1 Lap	120	2:41.496	53.993	<b>206</b>	4:26.114	1 Lap		
488	2:44.928	2'15.768	<b>469</b>	2:43.352	1 Lap	<b>223</b>	5:10.768	2 Laps	202	2:32.256	54.192	<b>520</b>	3:14.065	1 Lap		
215	2:31.705	2'25.166	215	2:33.850	1 Lap	175	2:29.726	39.062	228	2:32.348	55.114	312	3:05.952	2'05.880		
<b>Lap 7</b>					<b>488</b>	2:47.696	1 Lap	120	2:30.485	41.425	258	2:33.144	56.648	175	4:05.539	2'06.080
103	2:26.617		114	2:29.030	18.142	120	2:30.485	41.425	173	2:39.001	1'10.433	<b>533</b>	3:07.585	1 Lap		
108	2:27.200	2.203	175	2:31.518	35.566	202	2:31.485	50.864	<b>392</b>	2:50.958	1 Lap	<b>504</b>	3:09.402	1 Lap		
177	2:27.340	2.887	120	2:31.230	37.170	228	2:31.437	51.694	<b>306</b>	2:37.531	1'24.489	<b>505</b>	3:10.601	1 Lap		
<b>392</b>	2:48.501	1 Lap	<b>392</b>	2:49.637	1 Lap	258	2:32.570	52.432	<b>476</b>	2:51.753	1 Lap	306	4:14.840	2'51.396		
114	2:29.729	16.789	<b>476</b>	2:49.374	1 Lap	<b>392</b>	2:48.228	1 Lap	301	2:44.122	1'30.447	446	3:13.022	2'51.554		
<b>223</b>	2:58.880	1 Lap	<b>520</b>	2:51.071	1 Lap	173	2:34.755	1'00.360	<b>520</b>	2:51.264	1 Lap	450	3:18.020	2'57.306		
<b>476</b>	2:52.077	1 Lap	202	2:31.572	45.609	<b>476</b>	2:53.606	1 Lap	<b>533</b>	3:01.182	1 Lap	<b>577</b>	4:47.879	1 Lap		
<b>520</b>	2:50.850	1 Lap	258	2:31.400	46.092	<b>520</b>	2:50.656	1 Lap	312	2:47.113	1'47.861	120	6:36.143	4'42.203		
<b>503</b>	2:52.857	1 Lap	228	2:31.161	46.487	<b>533</b>	2:50.585	1 Lap	<b>503</b>	3:05.376	1 Lap	<b>393</b>	4:53.453	4 Laps		
<b>533</b>	2:52.568	1 Lap	<b>533</b>	2:51.446	1 Lap	301	2:34.162	1'15.253	348	2:50.377	1'54.960	301	6:02.266	4'44.780		
						306	2:34.341	1'15.886	208	2:49.472	2'07.199	<b>503</b>	5:40.209	1 Lap		



# SUPERCAR CHALLENGE


## SPA EURO RACE 2014

### RACE 1

Analysis by lap

Lapped

Nr	Lap Time	Gap	Nr	Lap Time	Gap	Nr	Lap Time	Gap	Nr	Lap Time	Gap	Nr	Lap Time	Gap
348	5:42.151	4:49.178	406	3:15.880	3:09.924	<b>Lap 14</b>		206	2:33.412	1 Lap	173	2:42.049	35.011	
131	4:55.599	5 Laps	315	3:20.619	3:18.116	103	4:02.038	175	2:30.994	8.927	412	2:42.923	1 Lap	
501	5:25.822	1 Lap	489	3:20.348	3:19.036	177	4:02.004	0.628	108	2:32.104	9.734	426	2:42.518	1 Lap
513	4:35.349	1 Lap	333	14:45.007	3 Laps	412	4:01.246	1 Lap	215	2:35.488	1 Lap	391	2:42.134	1 Lap
303	5:15.389	4:53.221	<b>Lap 13</b>		409	4:00.971	1 Lap	409	2:42.386	1 Lap	120	2:30.421	40.474	
208	5:35.843	4:55.109	103	4:46.533	321	4:03.229	1 Lap	321	2:44.752	1 Lap	404	2:43.118	1 Lap	
343	5:27.144	4:55.690	177	4:46.441	0.662	206	4:00.123	1 Lap	228	2:38.183	20.095	316	2:46.078	1 Lap
416	4:37.519	4:55.696	321	4:46.496	1 Lap	409	3:59.570	1 Lap	173	2:35.498	20.465	311	2:42.930	1 Lap
406	5:06.991	4:56.530	412	4:45.398	1 Lap	426	3:59.274	1 Lap	412	2:47.127	1 Lap	131	2:42.906	6 Laps
444	4:37.305	4:57.240	391	4:45.260	1 Lap	108	3:58.413	5.624	202	2:34.285	20.788	356	2:40.147	9 Laps
417	7:03.155	1 Lap	206	4:46.321	1 Lap	175	3:57.429	5.927	426	2:44.172	1 Lap	444	2:42.303	1 Lap
315	5:07.463	4:59.983	409	4:46.003	1 Lap	316	3:58.177	1 Lap	306	2:36.623	22.395	393	2:37.754	4 Laps
489	4:55.430	5:01.174	426	4:45.767	1 Lap	215	3:57.403	1 Lap	391	2:48.871	1 Lap	312	2:42.075	54.141
<b>Lap 12</b>			108	4:46.151	9.249	469	3:56.592	1 Lap	316	2:45.618	1 Lap	208	2:37.249	55.632
103	3:45.369	175	4:46.703	10.536	488	3:55.494	1 Lap	404	2:41.893	1 Lap	446	2:46.574	1:00.636	
177	5:00.572	0.754	316	4:39.374	1 Lap	228	3:54.602	9.906	258	2:33.356	27.409	343	2:39.782	1:00.899
321	4:53.122	1 Lap	215	4:40.029	1 Lap	311	3:53.907	1 Lap	488	2:46.190	1 Lap	348	2:41.374	1:01.614
412	4:36.575	1 Lap	469	4:35.818	1 Lap	404	3:53.940	1 Lap	311	2:44.520	1 Lap	301	2:41.374	1:02.135
391	4:40.706	1 Lap	488	4:34.775	1 Lap	173	3:52.674	12.961	131	2:41.047	6 Laps	416	2:49.672	1 Lap
206	3:10.583	1 Lap	228	4:34.262	17.342	306	3:52.781	13.766	356	2:39.740	9 Laps	450	2:44.617	1:03.820
409	4:44.810	1 Lap	311	4:26.903	1 Lap	202	3:52.265	14.497	444	2:43.909	1 Lap	303	2:41.045	1:04.063
426	4:50.880	1 Lap	404	4:20.832	1 Lap	131	3:52.786	6 Laps	120	2:35.898	37.556	406	2:40.273	1:04.889
108	5:12.117	9.631	173	4:21.552	22.325	513	3:53.246	2 Laps	312	2:43.328	39.569	488	3:08.873	1 Lap
175	3:06.772	10.366	306	4:21.320	23.023	416	3:50.906	1 Lap	416	2:51.082	1 Lap	392	2:53.334	1 Lap
356	4:53.333	9 Laps	202	4:18.999	24.270	444	3:50.818	1 Lap	446	2:44.321	41.565	476	2:50.536	1 Lap
316	4:08.060	1 Lap	131	5:24.183	6 Laps	392	3:51.439	1 Lap	393	2:39.850	4 Laps	520	2:52.937	1 Lap
215	4:49.110	1 Lap	513	5:22.536	2 Laps	356	3:50.264	9 Laps	392	2:51.263	1 Lap	223	5:18.765	4 Laps
469	4:05.539	1 Lap	416	5:22.385	1 Lap	258	3:50.278	22.047	208	2:38.635	45.886	228	3:21.723	1:14.315
488	4:06.726	1 Lap	444	5:21.577	1 Lap	520	3:51.258	1 Lap	450	2:43.891	46.706	315	2:53.161	1:24.658
228	4:04.794	29.613	392	4:03.511	1 Lap	476	3:50.849	1 Lap	301	2:42.605	47.090	533	2:56.041	1 Lap
311	4:31.278	1 Lap	356	5:06.219	9 Laps	312	3:50.195	24.235	348	2:42.834	47.743	505	2:57.932	1 Lap
404	4:18.398	1 Lap	520	4:04.054	1 Lap	533	3:51.065	1 Lap	520	2:54.007	1 Lap	503	2:56.751	1 Lap
173	4:15.567	47.306	258	4:04.263	33.807	446	3:50.626	25.238	343	2:41.060	48.620	501	2:55.103	1 Lap
306	2:59.326	48.236	476	3:57.183	1 Lap	505	3:51.475	1 Lap	476	2:53.697	1 Lap	513	3:01.248	2 Laps
202	4:28.310	51.804	533	3:44.368	1 Lap	504	3:51.736	1 Lap	303	2:44.484	50.521	504	2:58.620	1 Lap
330	4:46.843	6 Laps	312	3:44.182	36.078	577	3:49.644	1 Lap	406	2:43.972	52.119	577	3:20.928	1 Lap
392	4:35.532	1 Lap	446	3:43.348	36.650	120	3:49.063	29.652	505	2:57.165	1 Lap	<b>Lap 17</b>		
520	4:19.939	1 Lap	505	3:18.971	1 Lap	393	3:49.126	4 Laps	533	3:00.742	1 Lap	103	2:27.137	
258	4:49.666	1:16.077	504	3:10.839	1 Lap	450	3:44.080	30.809	577	2:56.638	1 Lap	177	2:27.108	0.518
476	4:30.668	1 Lap	577	2:57.394	1 Lap	503	3:25.205	1 Lap	513	3:09.131	2 Laps	175	2:28.940	11.923
533	4:33.692	1 Lap	120	2:46.533	42.627	301	3:42.324	32.479	315	2:47.528	59.000	206	2:29.084	1 Lap
312	4:35.035	1:38.429	393	2:38.939	4 Laps	348	3:25.139	32.903	503	2:55.040	1 Lap	108	2:29.458	14.290
446	3:50.767	1:39.835	450	2:40.609	48.767	303	3:22.043	34.031	501	2:54.921	1 Lap	215	2:28.839	1 Lap
505	4:20.098	1 Lap	301	2:41.168	52.193	501	3:22.691	1 Lap	504	3:02.455	1 Lap	202	2:30.893	29.736
504	4:30.434	1 Lap	503	2:53.268	1 Lap	208	3:22.216	35.245	<b>Lap 16</b>			258	2:28.329	32.119
577	3:14.913	1 Lap	348	2:51.518	1:09.802	343	3:21.808	35.554	103	2:27.503		306	2:34.580	37.924
120	3:02.910	2:42.627	501	2:53.186	1 Lap	406	3:21.321	36.141	177	2:26.982	0.547	409	2:37.522	1 Lap
393	3:10.069	4 Laps	303	2:53.528	1:14.026	315	3:23.035	39.466	175	2:28.696	10.120	321	2:37.712	1 Lap
450	4:59.871	2:54.691	208	2:53.155	1:15.067	223	3:35.225	3 Laps	206	2:29.507	1 Lap	173	2:37.035	44.909
301	3:15.264	2:57.558	343	2:53.424	1:15.784	489	3:40.599	57.685	108	2:29.738	11.969	412	2:42.882	1 Lap
503	3:19.155	1 Lap	406	2:53.467	1:16.858	330	8:57.104	7 Laps	215	2:29.030	1 Lap	391	2:44.035	1 Lap
348	3:18.125	3:04.817	223	9:41.399	3 Laps	417	10:42.241	3 Laps	202	2:32.695	25.980	426	2:46.072	1 Lap
501	3:18.179	1 Lap	315	2:46.886	1:18.469	<b>Lap 15</b>			409	2:37.417	1 Lap	404	2:40.682	1 Lap
303	3:16.296	3:07.031	489	2:46.621	1:19.124	103	2:27.994	306	2:35.589	30.481	131	2:39.370	6 Laps	
208	3:15.822	3:08.445				177	2:28.434	1.068	258	2:31.021	30.927	356	2:39.329	9 Laps
343	3:15.689	3:08.893							321	2:39.896	1 Lap	311	2:44.258	1 Lap




**SUPERCAR CHALLENGE**  
SPA EURO RACE 2014  
RACE 1

Analysis by lap

Lapped

Nr	Lap Time	Gap	Nr	Lap Time	Gap	Nr	Lap Time	Gap	Nr	Lap Time	Gap	Nr	Lap Time	Gap
393	2:39.144	4 Laps	392	2:58.053	1 Lap	258	2:26.590	26.458	412	2:41.760	1 Lap	316	2:44.436	2 Laps
316	2:48.593	1 Lap	416	3:15.150	1 Lap	513	2:58.058	3 Laps	311	2:39.591	1 Lap	450	2:45.073	1 Lap
208	2:36.356	1'04.851	520	3:00.342	1 Lap	202	2:32.165	37.067	343	2:37.976	1'47.381	303	3:09.937	1 Lap
444	2:43.771	1 Lap	503	2:53.273	1 Lap	504	2:59.800	2 Laps	391	2:42.058	1 Lap	446	2:42.013	1 Lap
312	2:41.987	1'08.991	505	2:54.214	1 Lap	577	2:53.629	2 Laps	348	2:38.707	1'48.477	206	2:29.291	1 Lap
343	2:36.805	1'10.567	533	2:57.581	1 Lap	173	2:31.526	51.906	312	2:38.086	1'48.635	108	2:32.098	35.218
348	2:39.159	1'13.636	501	2:55.607	1 Lap	306	2:35.978	56.286	301	2:39.661	1'54.948	258	2:32.670	40.460
301	2:39.585	1'14.583	<b>Lap 19</b>			416	3:47.716	2 Laps	426	2:44.055	1 Lap	202	2:35.167	58.175
303	2:38.038	1'14.964	103	2:30.481		409	2:39.987	1 Lap	303	2:40.614	1'56.111	392	2:49.768	2 Laps
446	2:43.081	1'16.580	177	2:30.402	0.481	356	2:35.389	9 Laps	228	2:40.582	1'58.350	476	2:51.222	2 Laps
450	2:42.258	1'18.941	315	2:48.640	1 Lap	131	2:34.681	6 Laps	444	2:41.173	1 Lap	315	2:40.774	1 Lap
406	2:43.689	1'21.441	513	2:59.315	3 Laps	321	2:50.592	1 Lap	316	2:43.384	1 Lap	173	2:38.346	1'23.952
416	2:46.984	1 Lap	504	2:59.549	2 Laps	393	2:36.640	4 Laps	450	2:44.168	2'15.212	306	2:38.306	1'25.344
228	2:37.594	1'24.772	206	2:28.602	1 Lap	412	2:41.756	1 Lap	446	2:51.370	2'26.477	503	2:52.219	2 Laps
392	2:49.125	1 Lap	577	2:53.797	2 Laps	404	2:40.524	1 Lap	<b>Lap 22</b>			520	2:53.149	2 Laps
476	2:49.941	1 Lap	108	2:30.852	18.008	391	2:42.949	1 Lap	103	2:26.578		533	2:53.893	2 Laps
520	2:59.512	1 Lap	258	2:27.133	29.942	311	2:37.808	1 Lap	177	2:26.779	0.542	131	2:33.324	6 Laps
533	2:55.040	1 Lap	202	2:31.519	34.976	343	2:38.735	1'36.247	206	2:28.098	1 Lap	505	2:54.897	2 Laps
503	2:53.167	1 Lap	306	2:35.544	50.382	348	2:38.495	1'36.612	108	2:32.229	30.589	501	2:53.292	2 Laps
505	2:55.275	1 Lap	173	2:30.145	50.454	312	2:37.696	1'37.391	258	2:31.866	35.259	356	2:35.799	9 Laps
501	2:54.739	1 Lap	409	2:39.943	1 Lap	426	2:44.623	1 Lap	392	2:49.611	2 Laps	409	2:43.082	1 Lap
513	2:57.339	2 Laps	321	2:37.603	1 Lap	301	2:38.201	1'42.129	476	2:50.837	2 Laps	416	2:46.382	2 Laps
504	2:58.569	1 Lap	356	2:35.402	9 Laps	303	2:37.489	1'42.339	202	2:33.227	50.477	393	2:38.890	4 Laps
315	3:13.589	2'11.110	131	2:34.794	6 Laps	228	2:34.119	1'44.610	315	2:43.715	1 Lap	321	2:38.380	1 Lap
577	2:56.433	1 Lap	412	2:41.980	1 Lap	444	2:42.214	1 Lap	503	2:53.972	2 Laps	577	2:56.196	2 Laps
<b>Lap 18</b>			391	2:40.651	1 Lap	316	2:43.181	1 Lap	520	2:56.072	2 Laps	343	2:38.611	2'10.879
103	2:26.967		404	2:40.326	1 Lap	450	2:43.147	1'57.886	173	2:37.940	1'13.075	312	2:38.177	2'11.112
177	2:27.009	0.560	393	2:37.134	4 Laps	446	2:49.393	2'01.949	533	2:53.513	2 Laps	513	3:02.089	3 Laps
206	2:29.100	1 Lap	426	2:42.210	1 Lap	<b>Lap 21</b>			306	2:36.577	1'14.507	406	3:17.947	2 Laps
108	2:30.314	17.637	311	2:41.530	1 Lap	103	2:26.842		505	2:56.121	2 Laps	404	2:44.902	1 Lap
258	2:28.138	33.290	343	2:37.482	1'27.586	177	2:26.642	0.341	505	2:56.119	2 Laps	228	2:40.816	2'20.064
202	2:31.169	33.938	348	2:35.267	1'28.191	392	2:51.036	2 Laps	501	2:56.119	2 Laps	412	2:45.630	1 Lap
215	2:51.441	1 Lap	312	2:37.974	1'29.769	206	2:28.938	1 Lap	406	3:23.022	2 Laps	311	2:46.786	1 Lap
306	2:34.362	45.319	301	2:37.899	1'34.002	476	2:52.340	2 Laps	416	2:46.576	2 Laps	391	2:46.348	1 Lap
409	2:37.155	1 Lap	444	2:43.362	1 Lap	108	2:31.972	24.938	409	2:41.777	1 Lap	504	3:03.894	2 Laps
173	2:32.848	50.790	303	2:37.807	1'34.924	258	2:30.355	29.971	577	2:55.486	2 Laps	426	2:45.469	1 Lap
321	2:39.638	1 Lap	406	5:11.058	1 Lap	406	3:53.306	2 Laps	356	2:36.443	9 Laps			
412	2:42.421	1 Lap	228	2:34.948	1'40.565	520	2:52.823	2 Laps	131	2:36.934	6 Laps			
356	2:37.927	9 Laps	446	2:42.799	1'42.630	315	2:44.990	1 Lap	513	3:01.641	3 Laps			
391	2:41.989	1 Lap	316	2:45.075	1 Lap	503	2:53.536	2 Laps	504	3:01.747	2 Laps			
131	2:40.181	6 Laps	450	2:43.347	1'44.813	202	2:33.603	43.828	393	2:36.853	4 Laps			
404	2:42.008	1 Lap	476	2:49.535	1 Lap	505	2:55.318	2 Laps	321	2:36.590	1 Lap			
426	2:44.123	1 Lap	392	2:48.028	1 Lap	533	2:54.791	2 Laps	343	2:38.934	1'59.737			
393	2:37.012	4 Laps	<b>Lap 20</b>			501	2:55.315	2 Laps	312	2:38.347	2'00.404			
311	2:40.570	1 Lap	103	2:30.074		173	2:36.649	1'01.713	404	2:44.101	1 Lap			
343	2:36.985	1'20.585	177	2:30.134	0.541	513	2:58.555	3 Laps	348	2:40.715	2'02.614			
444	2:42.544	1 Lap	520	2:51.656	2 Laps	306	2:35.064	1'04.508	412	2:43.974	1 Lap			
312	2:40.252	1'22.276	503	2:51.465	2 Laps	577	2:53.541	2 Laps	311	2:43.577	1 Lap			
348	2:36.736	1'23.405	206	2:29.928	1 Lap	504	3:02.353	2 Laps	391	2:42.814	1 Lap			
301	2:38.968	1'26.584	505	2:55.334	2 Laps	416	2:43.980	2 Laps	228	2:34.945	2'06.717			
303	2:39.601	1'27.598	533	2:55.081	2 Laps	409	2:38.903	1 Lap	426	2:42.711	1 Lap			
316	2:51.506	1 Lap	501	2:55.066	2 Laps	356	2:35.217	9 Laps	<b>Lap 23</b>					
446	2:40.699	1'30.312	315	2:47.413	1 Lap	131	2:34.980	6 Laps	103	2:27.469				
450	2:39.973	1'31.947	108	2:31.874	19.808	393	2:37.659	4 Laps	177	2:27.453	0.526			
228	2:38.293	1'36.098				321	2:43.121	1 Lap	301	3:02.412	1 Lap			
476	2:52.406	1 Lap				404	2:40.605	1 Lap						






## SUPERCAR CHALLENGE SPA EURO RACE 2014 RACE 1

### Analysis

■ Personal Best   
 ■ Session Best   
 ■ Crossing the finish line in pit lane


Lap	D	Time	Sector 1	Sector 2	Sector 3	Kph	Elapsed	Lap	D	Time	Sector 1	Sector 2	Sector 3	Kph	Elapsed	
<b>103</b>	VOLVO REEDE RACING BY DAY-Y-TEC 1. Henry ZUMBRINK							VOLVO S60 V8 SGT	3	1	2:26.947	40.911	1:08.384	37.652	171.6	7:23.636
	2	1	2:25.101	40.873	1:07.280	36.948	173.8	4	1	2:26.808	40.818	1:08.101	37.889	171.7	9:50.444	
	3	1	2:25.299	40.596	1:07.692	37.011	173.5	5	1	2:28.471	41.239	1:09.092	38.140	169.8	12:18.915	
	4	1	2:25.692	40.867	1:07.750	37.075	173.1	6	1	2:31.012	41.270	1:10.651	39.091	167.0	14:49.927	
	5	1	2:26.737	41.022	1:08.114	37.601	171.8	7	1	2:29.729	41.402	1:09.896	38.431	168.4	17:19.656	
	6	1	2:26.714	41.390	1:08.143	37.181	171.9	8	1	2:29.030	41.457	1:09.793	37.780	169.2	19:48.686	
	7	1	2:26.617	40.836	1:08.274	37.507	172.0	9	1	2:30.843	42.432	1:09.683	38.728	167.2	22:19.529	
	8	1	2:27.677	41.269	1:08.606	37.802	170.7	10	1	2:41.046	41.252	1:10.899	48.895	156.6	25:00.575	
	9	1	2:26.230	40.991	1:07.811	37.428	172.4	11	1	3:31.920	1:07.076	1:22.342	1:02.502	119.0	28:32.495	
	10	1	2:28.928	40.987	1:08.879	39.062	169.3									
	11	1	4:05.050	43.894	1:12.710	2:08.446	102.9									
	12	1	3:45.369	1:08.746	1:17.998	1:18.625	111.9									
	13	1	4:46.533	1:16.249	2:02.724	1:27.560	88.0									
	14	1	4:02.038	1:15.922	1:50.035	56.081	104.2									
	15	1	2:27.994	41.087	1:09.372	37.535	170.4									
	16	1	2:27.503	40.993	1:08.474	38.036	170.9									
	17	1	2:27.137	40.960	1:08.779	37.398	171.4									
	18	1	2:26.967	40.853	1:08.600	37.514	171.6									
	19	1	2:30.481	41.217	1:09.504	39.760	167.6									
	20	1	2:30.074	41.781	1:10.744	37.549	168.0									
	21	1	2:26.842	40.911	1:08.488	37.443	171.7									
	22	1	2:26.578	40.812	1:08.285	37.481	172.0									
	23	1	2:27.469	40.574	1:09.418	37.477	171.0									
<b>108</b>	MARTINO ROSSO RACING 1. Martin LANTING 2. Bob HERBER							FERRARI GT2 458 SGT	1	1	2:28.475	42.845	1:08.327	37.303	169.8	2:28.475
	2	1	2:25.107	40.600	1:07.301	37.206	173.8	2	1	2:29.735	42.239	1:08.883	38.613	168.4	5:04.265	
	3	1	2:26.610	41.235	1:08.415	36.960	172.0	3	1	2:30.400	42.527	1:08.923	38.950	167.6	7:34.665	
	4	1	2:25.449	41.066	1:07.429	36.954	173.4	4	1	2:30.436	42.525	1:09.457	38.454	167.6	10:05.101	
	5	1	2:25.245	40.905	1:07.240	37.100	173.6	5	1	2:29.783	42.470	1:09.034	38.279	168.3	12:34.884	
	6	1	2:26.984	41.035	1:08.266	37.683	171.5	6	1	2:29.926	42.377	1:09.159	38.390	168.2	15:04.810	
	7	1	2:27.200	41.100	1:08.476	37.624	171.3	7	1	2:31.674	42.350	1:10.021	39.303	166.2	17:36.484	
	8	1	2:26.109	40.722	1:08.100	37.287	172.6	8	1	2:31.230	42.530	1:09.336	39.364	166.7	20:07.714	
	9	1	2:26.211	40.941	1:07.790	37.480	172.5	9	1	2:30.485	42.482	1:09.528	38.475	167.6	22:38.199	
	10	1	2:28.686	41.016	1:09.003	38.667	169.6	10	1	2:41.496	41.963	1:10.669	48.864	156.1	25:19.695	
	11	1	2:47.559	43.735	1:13.356	50.468	150.5	11	1	6:36.143	3:02.742	2:08.796	1:24.605	63.6	31:55.838	
	12	1	5:12.117	2:52.642	1:13.961	1:05.514	80.8	12	1	3:02.910	1:11.744	1:10.683	40.483	137.9	34:58.748	
	13	1	4:46.151	1:18.261	1:57.730	1:30.160	88.1	13	1	2:46.533	42.569	1:17.652	46.312	151.4	37:45.281	
	14	1	3:58.413	1:14.288	1:49.067	55.058	105.8	14	1	3:49.063	1:10.329	1:43.036	55.698	110.1	41:34.344	
	15	1	2:32.104	43.600	1:10.596	37.908	165.8	15	1	2:35.898	43.516	1:12.611	39.771	161.7	44:10.242	
	16	1	2:29.738	41.537	1:10.401	37.800	168.4	16	1	2:30.421	41.908	1:09.033	39.480	167.6	46:40.663	
	17	1	2:29.458	41.711	1:09.863	37.884	168.7									
	18	1	2:30.314	41.434	1:09.395	39.485	167.7									
	19	1	2:30.852	41.784	1:10.418	38.650	167.1									
	20	1	2:31.874	41.997	1:11.098	38.779	166.0									
	21	1	2:31.972	42.004	1:11.491	38.477	165.9									
	22	1	2:32.229	41.802	1:11.846	38.581	165.6									
	23	1	2:32.098	42.048	1:11.333	38.717	165.8									
<b>114</b>	RACINGTEAM VENRAY 1. Barry MAESSEN							VICORA V8 SGT	1	1	16:22.810	...	1:14.565	41.544	25.7	16:22.810
	2	1	2:30.358	44.909	1:07.840	37.609	167.7	2	1	2:43.445	46.476	1:15.758	41.211	154.3	19:06.255	
	2	1	2:26.331	41.020	1:07.894	37.417	172.3	3	1	2:36.648	44.410	1:11.603	40.635	161.0	21:42.903	
								4	1	2:40.736	43.702	1:13.351	43.683	156.9	24:23.639	
								5	1	2:44.481	46.308	1:16.007	42.166	153.3	27:08.120	
								6	1	4:55.599	1:16.351	2:08.604	1:30.644	85.3	32:03.719	
								7	1	5:24.183	2:05.036	1:44.566	1:34.581	77.8	37:27.902	
								8	1	3:52.786	1:10.809	1:47.569	54.408	108.3	41:20.688	
								9	1	2:41.047	44.130	1:14.492	42.425	156.6	44:01.735	
								10	1	2:42.906	44.321	1:16.053	42.532	154.8	46:44.641	
								11	1	2:39.370	44.180	1:15.236	39.954	158.2	49:24.011	
								12	1	2:40.181	46.096	1:12.810	41.275	157.4	52:04.192	
								13	1	2:34.794	43.743	1:10.151	40.900	162.9	54:38.986	
								14	1	2:34.681	42.867	1:11.275	40.519	163.0	57:13.667	
								15	1	2:34.980	43.484	1:11.141	40.355	162.7	59:48.647	
								16	1	2:36.934	43.559	1:12.210	41.165	160.7	1:02:25.581	
								17	1	2:33.324	43.481	1:10.356	39.487	164.5	1:04:58.905	



**SUPERCAR CHALLENGE**  
SPA EURO RACE 2014  
RACE 1

Analysis

							<span style="color: green;">■</span> Personal Best <span style="color: purple;">■</span> Session Best <span style="color: grey;">■</span> B Crossing the finish line in pit lane									
Lap	D	Time	Sector 1	Sector 2	Sector 3	Kph	Elapsed	Lap	D	Time	Sector 1	Sector 2	Sector 3	Kph	Elapsed	
<b>173</b>	<b>BLUEBERRY RACING</b>						MOSLER MT900R GT3									
	1. Berry VAN ELK						SGT									
	1	1	2:42.863	48.599	1:13.740	40.524	154.8	2:42.863	9	1	2:27.358	42.440	1:07.508	37.410	171.1	21:59.176
	2	1	2:32.188	43.593	1:08.969	39.626	165.7	5:15.051	10	1	2:27.785	40.949	1:08.638	38.198	170.6	24:26.961
	3	1	2:29.605	42.352	1:09.097	38.156	168.5	7:44.656	11	1	2:49.342	43.707	1:15.562	50.073	148.9	27:16.303
	4	1	2:28.653	42.040	1:08.501	38.112	169.6	10:13.309	12	1	5:00.572	2:27.999	1:13.620	1:18.953	83.9	32:16.875
	5	1	2:31.066	42.244	1:08.813	40.009	166.9	12:44.375	13	1	4:46.441	1:16.153	2:02.805	1:27.483	88.0	37:03.316
	6	1	2:30.514	41.971	1:09.665	38.878	167.5	15:14.889	14	1	4:02.004	1:15.980	1:50.120	55.904	104.2	41:05.320
	7	1	2:32.122	42.544	1:10.837	38.741	165.7	17:47.011	15	1	2:28.434	42.000	1:08.589	37.845	169.9	43:33.754
	8	1	2:35.368	42.437	1:10.146	42.785	162.3	20:22.379	16	1	2:26.982	41.605	1:07.836	37.541	171.5	46:00.736
	9	1	2:34.755	42.898	1:11.007	40.850	162.9	22:57.134	17	1	2:27.108	41.648	1:07.864	37.596	171.4	48:27.844
	10	1	2:39.001	43.668	1:10.729	44.604	158.6	25:36.135	18	1	2:27.009	41.379	1:07.862	37.768	171.5	50:54.853
	11	1	3:11.725	44.899	1:18.981	1:07.845	131.5	28:47.860	19	1	2:30.402	41.415	1:09.072	39.915	167.6	53:25.255
	12	1	4:15.567	2:13.078	1:17.549	44.940	98.7	33:03.427	20	1	2:30.134	41.714	1:10.453	37.967	167.9	55:55.389
	13	1	4:21.552	55.428	1:52.141	1:33.983	96.4	37:24.979	21	1	2:26.642	41.285	1:08.005	37.352	171.9	58:22.031
	14	1	3:52.674	1:10.827	1:48.240	53.607	108.4	41:17.653	22	1	2:26.779	41.322	1:07.888	37.569	171.8	1:00:48.810
	15	1	2:35.498	43.195	1:11.066	41.237	162.2	43:53.151	23	1	2:27.453	41.373	1:08.527	37.553	171.0	1:03:16.263
	16	1	2:42.049	43.267	1:16.757	42.025	155.6	46:35.200								
	17	1	2:37.035	43.119	1:13.563	40.353	160.6	49:12.235								
	18	1	2:32.848	43.170	1:11.438	38.240	165.0	51:45.083								
	19	1	2:30.145	41.978	1:09.222	38.945	167.9	54:15.228								
20	1	2:31.526	42.653	1:10.087	38.786	166.4	56:46.754									
21	1	2:36.649	42.571	1:12.535	41.543	161.0	59:23.403									
22	1	2:37.940	42.721	1:12.913	42.306	159.6	1:02:01.343									
23	1	2:38.346	43.616	1:14.500	40.230	159.2	1:04:39.689									
<b>175</b>	<b>SPEEDTEC MOTORSPORT</b>						VICORA V8									
	1. Niels BOUWHUIS						SGT									
	2. René WIJNEN															
	1	1	2:33.854	45.198	1:09.931	38.725	163.9	2:33.854								
	2	1	2:29.386	41.848	1:09.229	38.309	168.8	5:03.240								
	3	1	2:30.331	41.923	1:09.385	39.023	167.7	7:33.571								
	4	1	2:30.696	42.259	1:09.876	38.561	167.3	10:04.267								
	5	1	2:29.386	41.821	1:09.299	38.266	168.8	12:33.653								
	6	1	2:30.075	41.835	1:09.605	38.635	168.0	15:03.728								
	7	1	2:30.864	42.980	1:09.782	38.102	167.1	17:34.592								
	8	1	2:31.518	42.684	1:10.165	38.669	166.4	20:06.110								
	9	1	2:29.726	41.592	1:09.694	38.440	168.4	22:35.836								
	10	1	2:38.340	41.547	1:09.866	46.927	159.2	25:14.176								
	11	1	4:05.539	2:12.785	1:11.683	41.071	102.7	29:19.715								
	12	1	3:06.772	46.943	1:14.038	1:05.791	135.0	32:26.487								
	13	1	4:46.703	1:18.112	1:57.728	1:30.863	87.9	37:13.190								
	14	1	3:57.429	1:13.513	1:48.966	54.950	106.2	41:10.619								
	15	1	2:30.994	42.673	1:10.198	38.123	167.0	43:41.613								
	16	1	2:28.696	41.238	1:09.469	37.989	169.6	46:10.309								
	17	1	2:28.940	41.007	1:10.201	37.732	169.3	48:39.249								
	<b>177</b>	<b>AF CORSE/MARTINO ROSSO RACING</b>						FERRARI 458 GT3								
1. Niek HOMMERSON						SGT										
2. Louis MACHIELS																
1		1	2:29.651	44.497	1:07.671	37.483	168.5	2:29.651								
2		1	2:25.681	41.321	1:07.297	37.063	173.1	4:55.332								
3		1	2:25.886	41.029	1:07.843	37.014	172.8	7:21.218								
4		1	2:25.394	41.264	1:07.218	36.912	173.4	9:46.612								
5		1	2:25.752	41.570	1:06.982	37.200	173.0	12:12.364								
6		1	2:26.050	41.608	1:07.331	37.111	172.6	14:38.414								
7		1	2:27.340	41.775	1:08.489	37.076	171.1	17:05.754								
8		1	2:26.064	41.070	1:07.627	37.367	172.6	19:31.818								
<b>180</b>		<b>AQUILA RACING</b>						AQUILA CR1 LS7								
		1. Claus CHRISTENSEN						SGT								
		1	1	2:42.959	49.828	1:12.840	40.291	154.7	2:42.959							
		2	1	2:30.535	41.537	1:09.932	39.066	167.5	5:13.494							
		3	1	2:27.959	41.236	1:08.245	38.478	170.4	7:41.453							
		4	1	2:29.709	40.898	1:10.011	38.800	168.4	10:11.162							
		5	1	2:26.482	41.117	1:07.694	37.671	172.1	12:37.644							
		<b>202</b>	<b>GT3 RACING</b>						DODGE VIPER GT3							
			1. Craig WILKENS						GT							
	2. Aaron SCOTT															
	1		1	2:35.716	45.922	1:11.086	38.708	161.9	2:35.716							
	2		1	2:30.280	41.726	1:10.189	38.365	167.8	5:05.996							
	3		1	2:31.585	41.818	1:10.304	39.463	166.3	7:37.581							
	4		1	2:30.174	41.676	1:10.113	38.385	167.9	10:07.755							
	5		1	2:29.774	41.626	1:09.758	38.390	168.3	12:37.529							
	6		1	2:33.272	42.355	1:12.151	38.766	164.5	15:10.801							
	7		1	2:33.780	42.235	1:11.589	39.956	164.0	17:44.581							
	8		1	2:31.572	41.662	1:11.096	38.814	166.4	20:16.153							
	9		1	2:31.485	41.756	1:10.958	38.771	166.4	22:47.638							
	10		1	2:32.256	41.877	1:10.933	39.446	165.6	25:19.894							
11	1		3:19.721	50.459	1:23.586	1:05.676	126.2	28:39.615								
12	1		4:28.310	2:30.505	1:14.479	43.326	94.0	33:07.925								
13	1		4:18.999	53.256	1:51.300	1:34.443	97.4	37:26.924								
14	1		3:52.265	1:10.983	1:47.317	53.965	108.6	41:19.189								
15	1		2:34.285	42.173	1:11.859	40.253	163.4	43:53.474								
16	1		2:32.695	42.917	1:10.467	39.311	165.1	46:26.169								
17	1		2:30.893	41.848	1:10.458	38.587	167.1	48:57.062								
18	1		2:31.169	41.724	1:10.681	38.764	166.8	51:28.231								
19	1	2:31.519	41.769	1:10.934	38.816	166.4	53:59.750									
20	1	2:32.165	41.818	1:11.180	39.167	165.7	56:31.915									
21	1	2:33.603	41.909	1:11.359	40.335	164.2	59:05.518									
22	1	2:33.227	41.974	1:11.994	39.259	164.6	1:01:38.745									
23	1	2:35.167	42.181	1:12.875	40.111	162.5	1:04:13.912									
<b>206</b>	<b>NSC MOTORSPORTS</b>						LAMBORGHINI GALLARDO GT3									
	1. Thierry VERSTREATE						GT									
	2. Pieter DUBOIS															
	1	1	2:42.554	48.341	1:13.841	40.372	155.1	2:42.554								
	2	1	2:38.320	44.666	1:13.646	40.008	159.3	5:20.874								
	3	1	2:37.092	43.582	1:13.519	39.991	160.5	7:57.966								
	4	1	2:39.707	43.594	1:15.620	40.493	157.9	10:37.673								



## SUPERCAR CHALLENGE SPA EURO RACE 2014

### RACE 1

### Analysis

■ Personal Best   
 ■ Session Best   
 ■ Crossing the finish line in pit lane

Lap	D	Time	Sector 1	Sector 2	Sector 3	Kph	Elapsed
5	1	2:36.828	43.308	1:13.552	39.968	160.8	13:14.501
6	1	2:39.598	43.510	1:14.463	41.625	158.0	15:54.099
7	1	2:42.489	44.479	1:14.518	43.492	155.2	18:36.588
8	1	2:42.363	44.285	1:16.470	41.608	155.3	21:18.951
9	1	3:25.782 <b>B</b>	44.175	1:30.521	1:11.086	122.5	24:44.733
10	1	4:26.114	2:22.483	1:16.304	47.327	94.7	29:10.847
11	1	3:10.583	43.799	1:15.886	1:10.898	132.3	32:21.430
12	1	4:46.321	1:17.158	1:59.721	1:29.442	88.1	37:07.751
13	1	4:00.123	1:15.000	1:49.402	55.721	105.0	41:07.874
14	1	2:33.412	43.710	1:10.437	39.265	164.4	43:41.286
15	1	2:29.507	42.509	1:08.991	38.007	168.6	46:10.793
16	1	2:29.084	41.528	1:09.847	<b>37.709</b>	169.1	48:39.877
17	1	2:29.100	<b>41.519</b>	1:09.014	38.567	169.1	51:08.977
18	1	2:28.602	42.344	1:08.399	37.859	169.7	53:37.579
19	1	2:29.928	41.936	1:09.106	38.886	168.2	56:07.507
20	1	2:28.938	42.382	1:08.506	38.050	169.3	58:36.445
21	1	<b>2:28.098</b>	42.040	<b>1:08.046</b>	38.012	170.3	1:01:04.543
22	1	2:29.291	42.616	1:08.544	38.131	168.9	1:03:33.834

208		DOMEK RACING		RADICAL RXC			
		1.Philip DANIELS		GT			
1	1	2:46.284	50.812	1:14.312	41.160	151.6	2:46.284
2	1	2:37.937	44.785	1:12.534	40.618	159.6	5:24.221
3	1	2:37.077	43.928	1:13.130	40.019	160.5	8:01.298
4	1	2:38.605	45.254	1:11.793	41.558	159.0	10:39.903
5	1	2:37.074	44.586	1:12.352	40.136	160.5	13:16.977
6	1	2:38.453	44.015	1:13.127	41.311	159.1	15:55.430
7	1	2:40.047	45.073	1:12.949	42.025	157.5	18:35.477
8	1	2:35.034	43.543	1:12.167	<b>39.324</b>	162.6	21:10.511
9	1	<b>2:32.918</b>	<b>43.475</b>	<b>1:09.769</b>	39.674	164.9	23:43.429
10	1	2:49.472 <b>B</b>	43.578	1:11.950	53.944	148.8	26:32.901
11	1	5:35.843	2:44.430	1:24.124	1:27.289	75.1	32:08.744
12	1	3:15.822	1:16.855	1:14.108	44.859	128.8	35:24.566
13	1	2:53.155	51.310	1:16.487	45.358	145.6	38:17.721
14	1	3:22.216	51.459	1:36.988	53.769	124.7	41:39.937
15	1	2:38.635	45.498	1:12.178	40.959	158.9	44:18.572
16	1	2:37.249	44.063	1:11.598	41.588	160.3	46:55.821
17	1	2:36.356	43.560	1:11.352	41.444	161.3	49:32.177


215		RADICAL BENELUX		RADICAL RXC 2.7 V8			
		1.Henk THUIS		GT			
1	1	4:16.486	2:23.969	1:12.652	39.865	98.3	4:16.486
2	1	2:33.201	44.518	1:09.656	39.027	164.6	6:49.687
3	1	2:31.610	43.993	1:08.562	39.055	166.3	9:21.297
4	1	2:34.828	43.925	1:11.696	39.207	162.9	11:56.125
5	1	2:33.586	43.365	1:10.475	39.746	164.2	14:29.711
6	1	2:31.705	43.472	1:09.481	38.752	166.2	17:01.416
7	1	2:33.850	43.200	1:11.954	38.696	163.9	19:35.266
8	1	2:32.262	43.091	1:10.015	39.156	165.6	22:07.528
9	1	2:32.388	43.137	1:08.625	40.626	165.5	24:39.916
10	1	3:05.952 <b>B</b>	44.432	1:19.317	1:02.203	135.6	27:45.868
11	1	4:49.110	2:48.863	1:16.105	44.142	87.2	32:34.978
12	1	4:40.029	1:11.053	1:57.984	1:30.992	90.0	37:15.007
13	1	3:57.403	1:13.111	1:50.067	54.225	106.2	41:12.410
14	1	2:35.488	43.520	1:12.944	39.024	162.2	43:47.898
15	1	2:29.030	43.103	1:07.944	<b>37.983</b>	169.2	46:16.928
16	1	<b>2:28.839</b>	42.929	<b>1:07.769</b>	38.141	169.4	48:45.767

Lap	D	Time	Sector 1	Sector 2	Sector 3	Kph	Elapsed
17	1	2:51.441 <b>B</b>	<b>42.594</b>	1:09.192	59.655	147.1	51:37.208

223		CS RACING		BMW E92 M3 4.7L			
		1.Christian SIEPMANN		GT			
1	1	2:58.878	57.536	1:18.090	43.252	141.0	2:58.878
2	1	3:18.165	1:17.988	1:17.417	42.760	127.2	6:17.043
3	1	<b>2:40.685</b>	44.832	1:14.592	<b>41.261</b>	156.9	8:57.728
4	1	2:41.158	44.826	<b>1:14.568</b>	41.764	156.5	11:38.886
5	1	2:41.998	<b>44.483</b>	1:14.860	42.655	155.6	14:20.884
6	1	2:58.880 <b>B</b>	45.141	1:18.063	55.676	141.0	17:19.764
7	1	5:10.768	3:13.035	1:15.992	41.741	81.1	22:30.532
8	1	2:46.453	45.736	1:17.183	43.534	151.5	25:16.985
9	1	3:21.597 <b>B</b>	53.073	1:23.226	1:05.298	125.1	28:38.582
10	1	9:41.399	7:41.481	1:15.084	44.834	43.4	38:19.981
11	1	3:35.225 <b>B</b>	50.586	1:37.241	1:07.398	117.2	41:55.206
12	1	5:18.765 <b>B</b>	3:01.784	1:16.832	1:00.149	79.1	47:13.971

228		DELAHAYE RACING TEAM		PORSCHE GT3R			
		1.Pierre ETIENNE BORDET		GT			
		2.Alexandre VIRON					
1	1	2:37.233	47.393	1:11.106	38.734	160.4	2:37.233
2	1	2:30.994	42.266	1:10.280	38.448	167.0	5:08.227
3	1	2:31.299	42.554	1:10.094	38.651	166.7	7:39.526
4	1	2:30.956	42.296	1:10.286	38.374	167.0	10:10.482
5	1	2:31.309	43.244	<b>1:09.894</b>	<b>38.171</b>	166.6	12:41.791
6	1	<b>2:30.918</b>	<b>42.025</b>	1:10.135	38.758	167.1	15:12.709
7	1	2:33.161	42.958	1:10.368	39.835	164.6	17:45.870
8	1	2:31.161	42.399	1:10.098	38.664	166.8	20:17.031
9	1	2:31.437	42.631	1:10.560	38.246	166.5	22:48.468
10	1	2:32.348	42.047	1:10.213	40.088	165.5	25:20.816
11	1	3:20.124 <b>B</b>	49.844	1:23.730	1:06.550	126.0	28:40.940
12	1	4:04.794	2:03.983	1:16.019	44.792	103.0	32:45.734
13	1	4:34.262	1:07.280	1:54.924	1:32.058	91.9	37:19.996
14	1	3:54.602	1:12.086	1:48.938	53.578	107.5	41:14.598
15	1	2:38.183	43.821	1:12.515	41.847	159.4	43:52.781
16	1	3:21.723	43.013	1:09.898	1:28.812	125.0	47:14.504
17	1	2:37.594	46.011	1:11.929	39.654	160.0	49:52.098
18	1	2:38.293	47.234	1:11.162	39.897	159.3	52:30.391
19	1	2:34.948	42.828	1:12.552	39.568	162.7	55:05.339
20	1	2:34.119	43.114	1:11.068	39.937	163.6	57:39.458
21	1	2:40.582	43.352	1:14.229	43.001	157.0	1:00:20.040
22	1	2:34.945	43.942	1:11.833	39.170	162.7	1:02:54.985
23	1	2:40.816	46.130	1:13.938	40.748	156.8	1:05:35.801

258		CURBSTONE FMA RACING		FERRARI 458 GT3			
		1.Patrick VAN GLABEKE		GT			
		2.Frédérique JONKHEERE					
1	1	2:36.388	46.320	1:11.443	38.625	161.2	2:36.388
2	1	2:31.573	42.581	1:10.241	38.751	166.3	5:07.961
3	1	2:31.136	42.278	1:09.813	39.045	166.8	7:39.097
4	1	2:30.247	42.448	1:09.309	38.490	167.8	10:09.344
5	1	2:30.975	42.025	1:10.569	38.381	167.0	12:40.319
6	1	2:31.832	42.170	1:10.815	38.847	166.1	15:12.151
7	1	2:33.085	43.140	1:10.133	39.812	164.7	17:45.236
8	1	2:31.400	42.173	1:10.632	38.595	166.5	20:16.636
9	1	2:32.570	42.665	1:11.546	38.359	165.3	22:49.206
10	1	2:33.144	41.989	1:11.173	39.982	164.6	25:22.350
11	1	3:20.182 <b>B</b>	49.342	1:23.558	1:07.282	126.0	28:42.532



# SUPERCAR CHALLENGE

## SPA EURO RACE 2014

### RACE 1

### Analysis

■ Personal Best   
 ■ Session Best   
 ■ Crossing the finish line in pit lane

Lap	D	Time	Sector 1	Sector 2	Sector 3	Kph	Elapsed	Lap	D	Time	Sector 1	Sector 2	Sector 3	Kph	Elapsed
12	1	4:49.666	2:47.655	1:15.677	46.334	87.0	33:32.198	18	1	2:39.601	44.183	1:13.823	41.595	158.0	52:21.891
13	1	4:04.263	51.181	1:36.219	1:36.863	103.2	37:36.461	19	1	2:37.807	44.008	1:13.615	40.184	159.8	54:59.698
14	1	3:50.278	1:10.509	1:43.944	55.825	109.5	41:26.739	20	1	2:37.489	43.806	1:13.870	<span style="background-color: green;">39.813</span>	160.1	57:37.187
15	1	2:33.356	43.839	1:09.799	39.718	164.4	44:00.095	21	1	2:40.614	44.243	1:13.288	43.083	157.0	1:00:17.801
16	1	2:31.021	43.058	1:09.959	38.004	167.0	46:31.116	22	1	3:09.937	44.185	1:44.839	40.913	132.8	1:03:27.738
17	1	2:28.329	42.393	<span style="background-color: green;">1:08.367</span>	37.569	170.0	48:59.445								
18	1	2:28.138	41.244	1:09.074	37.820	170.2	51:27.583								
19	1	2:27.133	41.415	1:08.493	37.225	171.4	53:54.716								
20	1	<span style="background-color: green;">2:26.590</span>	<span style="background-color: green;">41.126</span>	1:08.497	<span style="background-color: green;">36.967</span>	172.0	56:21.306								
21	1	2:30.355	41.543	1:09.146	39.666	167.7	58:51.661								
22	1	2:31.866	42.550	1:09.925	39.391	166.0	1:01:23.527								
23	1	2:32.670	42.818	1:10.421	39.431	165.2	1:03:56.197								


301 EUROSEAL - EMG MOTORSPORT		Porsche 997 GT3 Cup					GTB	
1. Patrick LAMSTER								
2. Marc NEYENS								
1	1	2:39.249	47.734	1:12.109	39.406	158.3	2:39.249	
2	1	2:34.077	43.253	1:11.334	39.490	163.6	5:13.326	
3	1	2:34.301	43.641	1:11.447	39.213	163.4	7:47.627	
4	1	<span style="background-color: green;">2:32.737</span>	43.089	<span style="background-color: green;">1:10.508</span>	39.140	165.1	10:20.364	
5	1	2:34.146	43.113	1:11.467	39.566	163.6	12:54.510	
6	1	2:32.931	42.965	1:11.035	<span style="background-color: green;">38.931</span>	164.9	15:27.441	
7	1	2:33.423	43.099	1:11.352	38.972	164.3	18:00.864	
8	1	2:37.001	46.206	1:11.527	39.268	160.6	20:37.865	
9	1	2:34.162	43.009	1:11.710	39.443	163.6	23:12.027	
10	1	2:44.122 <span style="color: blue;">B</span>	<span style="background-color: green;">42.943</span>	1:11.573	49.606	153.6	25:56.149	
11	1	6:02.266	2:29.987	2:07.928	1:24.351	69.6	31:58.415	
12	1	3:15.264	1:16.734	1:16.198	42.332	129.1	35:13.679	
13	1	2:41.168	45.244	1:14.541	41.383	156.4	37:54.847	
14	1	3:42.324	1:04.572	1:43.349	54.403	113.4	41:37.171	
15	1	2:42.605	46.277	1:14.964	41.364	155.1	44:19.776	
16	1	2:42.548	44.782	1:14.497	43.269	155.1	47:02.324	
17	1	2:39.585	44.326	1:13.456	41.803	158.0	49:41.909	
18	1	2:38.968	44.167	1:13.884	40.917	158.6	52:20.877	
19	1	2:37.899	44.361	1:12.681	40.857	159.7	54:58.776	
20	1	2:38.201	44.627	1:13.116	40.458	159.4	57:36.977	
21	1	2:39.661	45.396	1:13.233	41.032	157.9	1:00:16.638	
22	1	3:02.412	44.180	1:12.580	1:05.652	138.2	1:03:19.050	

303 VAN BERLO RACING		Porsche 997 GT3 Cup					GTB	
1. Marcel VAN BERLO								
1	1	2:46.196	50.783	1:13.906	41.507	151.7	2:46.196	
2	1	2:37.448	44.294	1:12.188	40.966	160.1	5:23.644	
3	1	2:37.568	43.883	1:13.039	40.646	160.0	8:01.212	
4	1	2:38.299	44.252	<span style="background-color: green;">1:12.144</span>	41.903	159.3	10:39.511	
5	1	<span style="background-color: green;">2:36.488</span>	44.069	1:12.457	39.962	161.1	13:15.999	
6	1	2:38.917	<span style="background-color: green;">43.711</span>	1:13.780	41.426	158.7	15:54.916	
7	1	2:40.890	44.845	1:13.954	42.091	156.7	18:35.806	
8	1	2:37.504	44.106	1:12.579	40.819	160.1	21:13.310	
9	1	2:39.794	44.389	1:13.490	41.915	157.8	23:53.104	
10	1	2:58.363 <span style="color: blue;">B</span>	44.894	1:18.920	54.549	141.4	26:51.467	
11	1	5:15.389	2:22.056	1:26.919	1:26.414	79.9	32:06.856	
12	1	3:16.296	1:13.900	1:17.295	45.101	128.4	35:23.152	
13	1	2:53.528	51.829	1:16.711	44.988	145.3	38:16.680	
14	1	3:22.043	51.469	1:36.916	53.658	124.8	41:38.723	
15	1	2:44.484	47.713	1:15.541	41.230	153.3	44:23.207	
16	1	2:41.045	44.505	1:14.618	41.922	156.6	47:04.252	
17	1	2:38.038	44.205	1:13.564	40.269	159.5	49:42.290	

306 DAY-V-TEC		CORVETTE GT4					GTB	
1. Ferdinand KOOL								
2. Max KOEBOLT								
1	1	2:39.738	48.000	1:12.164	39.574	157.8	2:39.738	
2	1	2:35.095	43.158	1:11.163	40.774	162.6	5:14.833	
3	1	2:33.503	44.716	<span style="background-color: green;">1:09.895</span>	<span style="background-color: green;">38.892</span>	164.3	7:48.336	
4	1	2:32.769	43.435	1:10.017	39.317	165.0	10:21.105	
5	1	2:34.267	43.324	1:10.748	40.195	163.4	12:55.372	
6	1	<span style="background-color: green;">2:32.746</span>	<span style="background-color: green;">43.090</span>	1:10.281	39.375	165.1	15:28.118	
7	1	2:33.393	43.223	1:10.942	39.228	164.4	18:01.511	
8	1	2:36.808	45.745	1:11.637	39.426	160.8	20:38.319	
9	1	2:34.341	43.626	1:10.859	39.856	163.4	23:12.660	
10	1	2:37.531	43.635	1:10.631	43.265	160.1	25:50.191	
11	1	4:14.840 <span style="color: blue;">B</span>	48.091	1:17.394	2:09.355	98.9	30:05.031	
12	1	2:59.326	1:04.154	1:11.902	43.270	140.6	33:04.357	
13	1	4:21.320	55.325	1:52.100	1:33.895	96.5	37:25.677	
14	1	3:52.781	1:11.331	1:47.677	53.773	108.3	41:18.458	
15	1	2:36.623	44.816	1:11.942	39.865	161.0	43:55.081	
16	1	2:35.589	44.738	1:11.376	39.475	162.1	46:30.670	
17	1	2:34.580	43.945	1:10.931	39.704	163.1	49:05.250	
18	1	2:34.362	43.722	1:10.878	39.762	163.3	51:39.612	
19	1	2:35.544	43.701	1:11.871	39.972	162.1	54:15.156	
20	1	2:35.978	44.225	1:11.587	40.166	161.7	56:51.134	
21	1	2:35.064	43.830	1:11.625	39.609	162.6	59:26.198	
22	1	2:36.577	43.552	1:10.864	42.161	161.0	1:02:02.775	
23	1	2:38.306	43.866	1:14.342	40.098	159.3	1:04:41.081	

311 GHK RACING (SPEEDLOVER)		Porsche 991 Cup					GTB	
1. Hans VERHELST								
2. Guy VERHEYEN								
1	1	2:58.721	57.111	1:18.099	43.511	141.1	2:58.721	
2	1	2:46.675	45.552	1:18.481	42.642	151.3	5:45.396	
3	1	2:46.157	46.198	1:17.987	41.972	151.7	8:31.553	
4	1	2:48.655	45.902	1:17.686	45.067	149.5	11:20.208	
5	1	2:44.066	45.659	1:16.967	41.440	153.7	14:04.274	
6	1	2:42.076	45.010	1:15.570	41.496	155.6	16:46.350	
7	1	2:41.743	45.125	1:15.398	41.220	155.9	19:28.093	
8	1	2:42.819	44.628	1:16.248	41.943	154.9	22:10.912	
9	1	2:44.232	44.414	1:15.828	43.990	153.5	24:55.144	
10	1	3:29.194 <span style="color: blue;">B</span>	1:03.942	1:23.768	1:01.484	120.5	28:24.338	
11	1	4:31.278	2:28.740	1:19.020	43.518	92.9	32:55.616	
12	1	4:26.903	1:00.027	1:53.492	1:33.384	94.5	37:22.519	
13	1	3:53.907	1:11.190	1:48.445	54.272	107.8	41:16.426	
14	1	2:44.520	46.123	1:16.255	42.142	153.3	44:00.946	
15	1	2:42.930	<span style="background-color: green;">44.335</span>	1:16.022	42.573	154.8	46:43.876	
16	1	2:44.258	44.919	1:17.892	41.447	153.5	49:28.134	
17	1	2:40.570	44.798	1:13.838	41.934	157.0	52:08.704	
18	1	2:41.530	45.558	1:14.318	41.654	156.1	54:50.234	
19	1	<span style="background-color: green;">2:37.808</span>	44.583	<span style="background-color: green;">1:13.235</span>	<span style="background-color: green;">39.990</span>	159.8	57:28.042	
20	1	2:39.591	44.361	1:14.172	41.058	158.0	1:00:07.633	
21	1	2:43.577	45.142	1:17.344	41.091	154.1	1:02:51.210	
22	1	2:46.786	47.547	1:17.163	42.076	151.2	1:05:37.996	





# SUPERCAR CHALLENGE


## SPA EURO RACE 2014

### RACE 1

#### Analysis

■ Personal Best    
 ■ Session Best    
 ■ Crossing the finish line in pit lane

Lap	D	Time	Sector 1	Sector 2	Sector 3	Kph	Elapsed	Lap	D	Time	Sector 1	Sector 2	Sector 3	Kph	Elapsed
<b>312</b> MÜHLNER MOTORSPORT SPRL 1. Serge LUDVIG 2. Stéphane BAILLY PORSCHE 997 GT3 CUP GTB															
1	1	2:46.005	49.937	1:13.997	42.071	151.9	2:46.005	4	1	2:46.828	46.915	1:15.933	43.980	151.1	11:19.066
2	1	2:35.873	43.273	1:12.309	40.291	161.8	5:21.878	5	1	2:45.928	47.117	1:16.989	41.822	152.0	14:04.994
3	1	2:36.733	43.048	1:13.383	40.302	160.9	7:58.611	6	1	2:41.942	46.698	1:13.432	41.812	155.7	16:46.936
4	1	2:34.176	42.689	1:12.083	39.404	163.5	10:32.787	7	1	2:41.953	46.740	1:13.528	41.685	155.7	19:28.889
5	1	2:33.504	42.796	1:11.239	39.469	164.3	13:06.291	8	1	2:44.492	47.387	1:14.993	42.112	153.3	22:13.381
6	1	2:34.003	43.089	1:11.575	39.339	163.7	15:40.294	9	1	2:44.378	47.234	1:14.405	42.739	153.4	24:57.759
7	1	2:34.789	42.973	1:11.612	40.204	162.9	18:15.083	10	1	3:28.361 B	1:01.904	1:23.680	1:02.777	121.0	28:26.120
8	1	2:36.755	43.197	1:13.157	40.401	160.9	20:51.838	11	1	4:08.060	2:08.203	1:15.822	44.035	101.6	32:34.180
9	1	2:34.612	43.232	1:11.853	39.527	163.1	23:26.450	12	1	4:39.374	1:11.129	1:57.705	1:30.540	90.3	37:13.554
10	1	2:47.113	43.423	1:11.886	51.804	150.9	26:13.563	13	1	3:58.177	1:13.673	1:48.819	55.685	105.9	41:11.731
11	1	3:05.952 B	52.515	1:16.891	56.546	135.6	29:19.515	14	1	2:45.618	47.722	1:15.328	42.568	152.2	43:57.349
12	2	4:35.035	2:20.797	1:24.030	50.208	91.7	33:54.550	15	1	2:46.078	47.200	1:15.194	43.684	151.8	46:43.427
13	2	3:44.182	52.239	1:20.554	1:31.389	112.5	37:38.732	16	1	2:48.593	48.379	1:17.236	42.978	149.6	49:32.020
14	2	3:50.195	1:11.607	1:43.070	55.518	109.5	41:28.927	17	1	2:51.506	50.717	1:17.958	42.831	147.0	52:23.526
15	2	2:43.328	45.604	1:15.682	42.042	154.4	44:12.255	18	1	2:45.075	48.067	1:15.029	41.979	152.7	55:08.601
16	2	2:42.075	45.240	1:14.821	42.014	155.6	46:54.330	19	1	2:43.181	47.152	1:13.736	42.293	154.5	57:51.782
17	2	2:41.987	44.692	1:15.641	41.654	155.7	49:36.317	20	1	2:43.384	46.696	1:13.992	42.696	154.3	1:00:35.166
18	2	2:40.252	44.787	1:14.060	41.405	157.3	52:16.569	21	1	2:44.436	47.069	1:13.997	43.370	153.3	1:03:19.602
19	2	2:37.974	44.232	1:12.892	40.850	159.6	54:54.543								
20	2	2:37.696	43.872	1:12.897	40.927	159.9	57:32.239								
21	2	2:38.086	43.850	1:13.255	40.981	159.5	1:00:10.325								
22	2	2:38.347	44.538	1:13.562	40.247	159.2	1:02:48.672								
23	2	2:38.177	43.517	1:13.510	41.150	159.4	1:05:26.849								
<b>315</b> VAN DE REYTS RACING 1. Miguel VANDEREYTS 2. Angélique DETAUVENIER PORSCHE 997 GT3 CUP GTB															
1	1	2:47.288	52.692	1:14.486	40.110	150.7	2:47.288								
2	1	2:38.024	44.327	1:12.618	41.079	159.6	5:25.312								
3	1	2:36.482	43.458	1:12.763	40.261	161.1	8:01.794								
4	1	2:37.607	43.946	1:12.461	41.200	160.0	10:39.401								
5	1	2:35.618	43.640	1:11.796	40.182	162.0	13:15.019								
6	1	2:38.072	43.497	1:14.239	40.336	159.5	15:53.091								
7	1	3:06.252	1:11.479	1:13.772	41.001	135.4	18:59.343								
8	1	2:37.583	44.598	1:13.532	39.453	160.0	21:36.926								
9	1	2:38.622	43.423	1:12.970	42.229	159.0	24:15.548								
10	1	2:50.607 B	43.829	1:19.435	47.343	147.8	27:06.155								
11	1	5:07.463	2:27.579	1:22.407	1:17.477	82.0	32:13.618								
12	1	3:20.619	1:16.034	1:20.372	44.213	125.7	35:34.237								
13	1	2:46.886	46.927	1:17.190	42.769	151.1	38:21.123								
14	1	3:23.035	50.263	1:37.778	54.994	124.2	41:44.158								
15	1	2:47.528	46.192	1:19.373	41.963	150.5	44:31.686								
16	1	2:53.161	51.061	1:18.541	43.559	145.6	47:24.847								
17	1	3:13.589	45.137	1:15.885	1:12.567	130.2	50:38.436								
18	1	2:48.640	47.123	1:18.080	43.437	149.5	53:27.076								
19	1	2:47.413	44.956	1:17.565	44.892	150.6	56:14.489								
20	1	2:44.990	45.317	1:14.928	44.745	152.8	58:59.479								
21	1	2:43.715	46.266	1:16.113	41.336	154.0	1:01:43.194								
22	1	2:40.774	44.780	1:14.630	41.364	156.8	1:04:23.968								
<b>316</b> BLUE SUMEIRAH TEAM 1. Rafael UNZURRUNZAGA RADICAL RXC 2.7 V6 GTB															
1	1	3:02.156	1:03.073	1:16.118	42.965	138.4	3:02.156								
2	1	2:45.444	47.884	1:14.650	42.910	152.4	5:47.600								
3	1	2:44.638	48.279	1:13.942	42.417	153.1	8:32.238								
<b>321</b> JR MOTORSPORT 1. Steve VANBELLINGEN 2. Ward SLUYS BMW M4 SILHOUETTE GTB															
1	1	2:45.270	49.610	1:13.800	41.860	152.6	2:45.270								
2	1	2:37.301	44.323	1:12.310	40.668	160.3	5:22.571								
3	1	2:38.025	44.871	1:12.719	40.435	159.6	8:00.596								
4	1	2:38.087	43.871	1:12.887	41.329	159.5	10:38.683								
5	1	2:36.583	44.588	1:12.023	39.972	161.0	13:15.266								
6	1	2:39.934	44.401	1:13.988	41.545	157.7	15:55.200								
7	1	2:41.898	46.311	1:12.413	43.174	155.7	18:37.098								
8	1	2:51.593	59.217	1:12.335	40.041	146.9	21:28.691								
9	1	2:54.880	44.401	1:14.997	55.482	144.2	24:23.571								
10	1	3:01.329 B	47.758	1:17.248	56.323	139.1	27:24.900								
11	1	4:53.122	2:23.538	1:16.657	1:12.927	86.0	32:18.022								
12	1	4:46.496	1:16.808	2:01.819	1:27.869	88.0	37:04.518								
13	1	4:03.229	1:16.776	1:50.277	56.176	103.7	41:07.747								
14	1	2:44.752	46.203	1:14.984	43.565	153.0	43:52.499								
15	1	2:39.896	46.107	1:12.265	41.524	157.7	46:32.395								
16	1	2:37.712	44.579	1:12.469	40.664	159.9	49:10.107								
17	1	2:39.638	44.527	1:14.096	41.015	157.9	51:49.745								
18	1	2:37.603	44.717	1:11.962	40.924	160.0	54:27.348								
19	1	2:50.592	47.864	1:11.945	50.783	147.8	57:17.940								
20	1	2:43.121	48.932	1:13.727	40.462	154.6	1:00:01.061								
21	1	2:36.590	44.291	1:12.027	40.272	161.0	1:02:37.651								
22	1	2:38.380	44.167	1:13.405	40.808	159.2	1:05:16.031								
<b>330</b> AKF MOTORSPORT 1. Oliver FREYMUTH RENAULT MEGANE TROPHY GTB															
1	1	2:54.484	56.594	1:14.490	43.400	144.5	2:54.484								
2	1	2:39.159	46.021	1:12.430	40.708	158.4	5:33.643								
3	1	2:37.849	45.310	1:11.655	40.884	159.7	8:11.492								
4	1	3:19.591 B	46.260	1:29.070	1:04.261	126.3	11:31.083								
5	1	16:52.024 B	...	1:23.237	1:01.485	24.9	28:23.107								
6	1	4:46.843 B	2:35.074	1:19.024	52.745	87.9	33:09.950								
7	1	8:57.104 B	6:13.279	1:33.768	1:10.057	46.9	42:07.054								
<b>333</b> BACKDRAFT MOTORSPORT 1. Fiona JAMES LAMBORGHINI GALLARDO GTB															
1	1	3:02.156	1:03.073	1:16.118	42.965	138.4	3:02.156								
2	1	2:45.444	47.884	1:14.650	42.910	152.4	5:47.600								
3	1	2:44.638	48.279	1:13.942	42.417	153.1	8:32.238								



# SUPERCAR CHALLENGE

## SPA EURO RACE 2014

### RACE 1

#### Analysis

■ Personal Best   
 ■ Session Best   
 ■ Crossing the finish line in pit lane

Lap	D	Time	Sector 1	Sector 2	Sector 3	Kph	Elapsed	Lap	D	Time	Sector 1	Sector 2	Sector 3	Kph	Elapsed
1	1	2:49.581	54.217	1:13.729	41.635	148.7	2:49.581	20	1	2:38.495	44.257	1:13.646	40.592	159.1	57:31.460
2	1	2:36.949	44.736	1:11.510	40.703	160.7	5:26.530	21	1	2:38.707	45.825	1:11.737	41.145	158.9	1:00:10.167
3	1	<b>2:36.471</b>	44.450	1:11.756	40.265	161.1	8:03.001	22	1	2:40.715	45.515	1:12.472	42.728	156.9	1:02:50.882
4	1	2:37.731	44.577	1:11.760	41.394	159.9	10:40.732								
5	1	2:36.541	44.596	1:11.833	<b>40.112</b>	161.1	13:17.273								
6	1	2:38.241	44.940	1:12.220	41.081	159.3	15:55.514								
7	1	2:41.621	46.521	1:12.326	42.774	156.0	18:37.135								
8	1	2:38.856	44.649	1:13.879	40.328	158.7	21:15.991								
9	1	14:45.007 <b>B</b>	<b>44.128</b>	<b>1:11.508</b>	...	28.5	36:00.998								


343		LAMMERTINK RACING		PORSCHE 997 GT3 CUP			
1.Daan MEIJER				GTB			
1	1	2:47.347	53.698	1:13.636	40.013	150.7	2:47.347
2	1	2:36.392	43.324	<b>1:12.521</b>	40.547	161.2	5:23.739
3	1	2:38.454	43.718	1:14.850	39.886	159.1	8:02.193
4	1	2:37.894	44.075	1:12.616	41.203	159.7	10:40.087
5	1	<b>2:36.184</b>	43.826	1:12.589	<b>39.769</b>	161.4	13:16.271
6	1	2:38.035	43.239	1:13.527	41.269	159.5	15:54.306
7	1	2:40.205	44.943	1:13.949	41.313	157.4	18:34.511
8	1	2:37.606	43.774	1:12.862	40.970	160.0	21:12.117
9	1	2:37.791	43.806	1:13.532	40.453	159.8	23:49.908
10	1	2:52.273 <b>B</b>	44.924	1:13.807	53.542	146.4	26:42.181
11	1	5:27.144	2:32.146	1:27.635	1:27.363	77.1	32:09.325
12	1	3:15.689	1:16.755	1:14.214	44.720	128.8	35:25.014
13	1	2:53.424	51.389	1:16.495	45.540	145.4	38:18.438
14	1	3:21.808	51.143	1:37.099	53.566	124.9	41:40.246
15	1	2:41.060	45.856	1:14.381	40.823	156.6	44:21.306
16	1	2:39.782	43.705	1:14.289	41.788	157.8	47:01.088
17	1	2:36.805	43.625	1:13.109	40.071	160.8	49:37.893
18	1	2:36.985	<b>43.231</b>	1:12.938	40.816	160.6	52:14.878
19	1	2:37.482	43.816	1:13.420	40.246	160.1	54:52.360
20	1	2:38.735	43.752	1:14.490	40.493	158.8	57:31.095
21	1	2:37.976	43.462	1:14.241	40.273	159.6	1:00:09.071
22	1	2:38.934	43.620	1:14.559	40.755	158.6	1:02:48.005
23	1	2:38.611	43.568	1:13.635	41.408	159.0	1:05:26.616

348		TEAM WEBB		BMW E46 M3 GTR			
1.Tom WEBB				GTB			
2.James WEBB							
1	1	2:43.844	49.734	1:13.239	40.871	153.9	2:43.844
2	1	2:37.710	44.694	1:12.565	40.451	159.9	5:21.554
3	1	2:37.507	44.638	1:12.298	40.571	160.1	7:59.061
4	1	2:34.513	44.323	1:10.359	39.831	163.2	10:33.574
5	1	<b>2:34.338</b>	44.289	<b>1:09.951</b>	40.098	163.4	13:07.912
6	1	2:34.870	44.475	1:10.218	40.177	162.8	15:42.782
7	1	2:35.729	44.731	1:11.194	<b>39.804</b>	161.9	18:18.511
8	1	2:36.261	44.429	1:11.232	40.600	161.4	20:54.772
9	1	2:35.513	44.630	1:11.055	39.828	162.1	23:30.285
10	1	2:50.377 <b>B</b>	44.475	1:11.909	53.993	148.0	26:20.662
11	1	5:42.151	2:11.407	2:06.072	1:24.672	73.7	32:02.813
12	1	3:18.125	1:15.114	1:18.302	44.709	127.3	35:20.938
13	1	2:51.518	49.645	1:16.820	45.053	147.0	38:12.456
14	1	3:25.139	52.666	1:38.446	54.027	122.9	41:37.595
15	1	2:42.834	48.336	1:14.130	40.368	154.8	44:20.429
16	1	2:41.374	45.818	1:13.238	42.318	156.2	47:01.803
17	1	2:39.159	45.717	1:12.889	40.553	158.4	49:40.962
18	1	2:36.736	44.688	1:11.680	40.368	160.9	52:17.698
19	1	2:35.267	<b>44.056</b>	1:10.772	40.439	162.4	54:52.965

356		TEAM RACEART-SPEEDLOVER		PORSCHE 991 CUP			
1.Roger GROUWELS				GTB			
1	1	24:23.012	...	1:16.624	44.688	17.2	24:23.012
2	1	3:12.358 <b>B</b>	49.132	1:26.974	56.252	131.1	27:35.370
3	1	4:53.333 <b>B</b>	2:24.777	1:16.533	1:12.023	86.0	32:28.703
4	1	5:06.219	1:51.960	1:37.205	1:37.054	82.3	37:34.922
5	1	3:50.264	1:08.636	1:45.955	55.673	109.5	41:25.186
6	1	2:39.740	44.847	1:14.425	40.468	157.8	44:04.926
7	1	2:40.147	43.520	1:14.048	42.579	157.4	46:45.073
8	1	2:39.329	44.329	1:15.176	39.824	158.3	49:24.402
9	1	2:37.927	44.944	1:13.053	39.930	159.7	52:02.329
10	1	2:35.402	43.605	<b>1:10.906</b>	40.891	162.3	54:37.731
11	1	2:35.389	43.459	1:11.563	40.367	162.3	57:13.120
12	1	<b>2:35.217</b>	43.386	1:11.571	40.260	162.4	59:48.337
13	1	2:36.443	<b>43.369</b>	1:12.224	40.850	161.2	1:02:24.780
14	1	2:35.799	44.114	1:12.211	<b>39.474</b>	161.8	1:05:00.579

391		MARC CARS AUSTRALIA		FORD FOCUS 5LT V8			
1.Keith KASSULKE				GTB			
1	1	3:00.580	1:00.028	1:17.026	43.526	139.6	3:00.580
2	1	2:45.136	46.997	1:15.808	42.331	152.7	5:45.716
3	1	2:40.339	44.833	1:14.365	41.141	157.3	8:26.055
4	1	2:41.468	<b>44.623</b>	1:14.997	41.848	156.2	11:07.523
5	1	2:41.707	45.776	1:14.751	41.180	155.9	13:49.230
6	1	2:41.701	45.671	1:14.760	41.270	155.9	16:30.931
7	1	<b>2:40.173</b>	44.827	<b>1:14.146</b>	41.200	157.4	19:11.104
8	1	2:41.246	45.179	1:14.606	41.461	156.4	21:52.350
9	1	2:43.224	45.373	1:15.751	42.100	154.5	24:35.574
10	1	3:04.429 <b>B</b>	45.607	1:20.800	58.022	136.7	27:40.003
11	1	4:40.706	2:13.859	1:16.283	1:10.564	89.8	32:20.709
12	1	4:45.260	1:16.833	2:00.180	1:28.247	88.4	37:05.969
13	1	4:00.971	1:14.566	1:50.073	56.332	104.6	41:06.940
14	1	2:48.871	48.064	1:18.976	41.831	149.3	43:55.811
15	1	2:42.134	45.640	1:15.236	41.258	155.5	46:37.945
16	1	2:44.035	45.554	1:17.247	41.234	153.7	49:21.980
17	1	2:41.989	45.900	1:14.148	41.941	155.7	52:03.969
18	1	2:40.651	45.530	1:14.149	<b>40.972</b>	156.9	54:44.620
19	1	2:42.949	46.355	1:15.240	41.354	154.7	57:27.569
20	1	2:42.058	45.567	1:14.631	41.860	155.6	1:00:09.627
21	1	2:42.814	45.738	1:15.759	41.317	154.9	1:02:52.441
22	1	2:46.348	46.640	1:17.309	42.399	151.6	1:05:38.789

392		MARC CARS AUSTRALIA		FORD FOCUS 5LT V8			
1.Michael BENTON				GTB			
1	1	3:11.750	1:06.663	1:20.319	44.768	131.5	3:11.750
2	1	2:52.514	49.415	1:18.915	44.184	146.2	6:04.264
3	1	2:48.020	48.310	<b>1:16.991</b>	<b>42.719</b>	150.1	8:52.284
4	1	2:49.571	48.831	1:17.843	42.897	148.7	11:41.855
5	1	<b>2:47.983</b>	<b>46.881</b>	1:17.054	44.048	150.1	14:29.838
6	1	2:48.501	47.310	1:17.987	43.204	149.6	17:18.339
7	1	2:49.637	47.701	1:17.754	44.182	148.6	20:07.976
8	1	2:48.228	47.103	1:17.946	43.179	149.9	22:56.204



# SUPERCAR CHALLENGE


## SPA EURO RACE 2014

### RACE 1

### Analysis

■ Personal Best   
 ■ Session Best   
 ■ Crossing the finish line in pit lane

Lap	D	Time	Sector 1	Sector 2	Sector 3	Kph	Elapsed	Lap	D	Time	Sector 1	Sector 2	Sector 3	Kph	Elapsed							
9	1	2:50.958	47.962	1:17.079	45.917	147.5	25:47.162	20	1	2:40.605	45.470	1:14.096	41.039	157.0	1:00:06.626							
10	1	3:07.487 <b>B</b>	50.725	1:17.425	59.337	134.5	28:54.649	21	1	2:44.101	45.718	1:15.548	42.835	153.7	1:02:50.727							
11	1	4:35.532	2:28.234	1:19.405	47.893	91.5	33:30.181	22	1	2:44.902	47.636	1:14.872	42.394	152.9	1:05:35.629							
12	1	4:03.511	49.547	1:36.611	1:37.353	103.5	37:33.692	<b>406</b> EUROPEAN STAFFING RACING BMW M3 E90 WTCC 1.Koen BOGAERTS 2.Mark VAN DER AA														
13	1	3:51.439	1:09.036	1:46.246	56.157	108.9	41:25.131	1	1	2:50.759	54.769	1:13.897	42.093	147.7	2:50.759							
14	1	2:51.263	49.828	1:17.789	43.646	147.2	44:16.394	2	1	2:39.503	45.258	1:13.338	40.907	158.1	5:30.262							
15	1	2:53.334	48.014	1:21.243	44.077	145.5	47:09.728	3	1	2:38.559	45.208	<b>1:12.192</b>	41.159	159.0	8:08.821							
16	1	2:49.125	47.960	1:18.135	43.030	149.1	49:58.853	4	1	<b>2:38.398</b>	45.326	1:12.291	40.781	159.2	10:47.219							
17	1	2:58.053	53.245	1:19.711	45.097	141.6	52:56.906	5	1	2:38.748	45.204	1:12.579	40.965	158.8	13:25.967							
18	1	2:48.028	47.114	1:17.971	42.943	150.1	55:44.934	6	1	2:40.281	<b>45.112</b>	1:14.423	<b>40.746</b>	157.3	16:06.248							
19	1	2:51.036	47.469	1:20.022	43.545	147.4	58:35.970	7	1	2:39.631	45.786	1:12.707	41.138	158.0	18:45.879							
20	1	2:49.611	47.592	1:18.290	43.729	148.7	1:01:25.581	8	1	2:38.618	45.382	1:12.316	40.920	159.0	21:24.497							
21	1	2:49.768	47.265	1:18.434	44.069	148.5	1:04:15.349	9	1	2:39.744	45.145	1:13.162	41.437	157.8	24:04.241							
<b>393</b> MARC CARS AUSTRALIA FORD FOCUS 5LT V8 1.Ryan McLEOD GTB 2.James KAYE								10								1	2:58.933 <b>B</b>	45.349	1:18.353	55.231	140.9	27:03.174
1	1	2:49.992	54.656	1:13.504	41.832	148.3	2:49.992	11	1	5:06.991	2:27.695	1:16.282	1:23.014	82.1	32:10.165							
2	1	2:37.697	44.864	<b>1:11.587</b>	41.246	159.9	5:27.689	12	1	3:15.880	1:17.016	1:14.420	44.444	128.7	35:26.045							
3	1	<b>2:36.352</b>	44.522	1:11.711	40.119	161.3	8:04.041	13	1	2:53.467	50.969	1:16.411	46.087	145.4	38:19.512							
4	1	3:07.244 <b>B</b>	44.286	1:22.412	1:00.546	134.7	11:11.285	14	1	3:21.321	50.386	1:37.319	53.616	125.2	41:40.833							
5	1	13:07.661	...	1:15.636	42.444	32.0	24:18.946	15	1	2:43.972	46.071	1:15.584	42.317	153.8	44:24.805							
6	1	2:44.224	45.343	1:15.762	43.119	153.5	27:03.170	16	1	2:40.273	46.102	1:12.790	41.381	157.3	47:05.078							
7	1	4:53.453	1:20.369	2:08.691	1:24.393	85.9	31:56.623	17	1	2:43.689	47.224	1:14.704	41.761	154.0	49:48.767							
8	1	3:10.069	1:12.972	1:14.760	42.337	132.7	35:06.692	18	1	5:11.058 <b>B</b>	1:40.675	2:07.313	1:23.070	81.1	54:59.825							
9	1	2:38.939	45.213	1:12.678	41.048	158.6	37:45.631	19	1	3:53.306	1:50.737	1:19.026	43.543	108.1	58:53.131							
10	1	3:49.126	1:11.084	1:42.850	55.192	110.0	41:34.757	20	1	3:23.022	58.237	1:28.198	56.587	124.2	1:02:16.153							
11	1	2:39.850	45.857	1:13.219	40.774	157.7	44:14.607	21	1	3:17.947	58.318	1:27.297	52.332	127.4	1:05:34.100							
12	1	2:37.754	44.346	1:12.837	40.571	159.8	46:52.361	<b>409</b> JR MOTORSPORT BMW E46 M3 GTR 1.Dennis DE GROOT 2.Jan STAKENBURG														
13	1	2:39.144	44.370	1:13.596	41.178	158.4	49:31.505	1	1	2:48.706	52.366	1:14.262	42.078	149.5	2:48.706							
14	1	2:37.012	44.427	1:11.644	40.941	160.6	52:08.517	2	1	2:42.243	46.623	1:14.208	41.412	155.4	5:30.949							
15	1	2:37.134	44.147	1:12.197	40.790	160.5	54:45.651	3	1	2:40.262	46.041	1:13.094	41.127	157.3	8:11.211							
16	1	2:36.640	44.453	1:11.946	40.241	161.0	57:22.291	4	1	2:42.423	46.799	1:14.394	41.230	155.2	10:53.634							
17	1	2:37.659	44.282	1:13.385	<b>39.992</b>	159.9	59:59.950	5	1	2:41.954	46.576	1:14.089	41.289	155.7	13:35.588							
18	1	2:36.853	<b>44.058</b>	1:11.982	40.813	160.8	1:02:36.803	6	1	2:41.484	46.164	1:13.774	41.546	156.1	16:17.072							
19	1	2:38.890	44.356	1:13.644	40.890	158.7	1:05:15.693	7	1	2:41.755	46.300	1:13.468	41.987	155.9	18:58.827							
<b>404</b> STICHTING EURO AUTOSPORT BMW E92 M3 1.Ruud OLIJ SSD								8	1	2:42.043	46.671	1:14.083	41.289	155.6	21:40.870							
1	1	3:00.941	1:02.815	1:14.495	43.631	139.4	3:00.941	9	1	2:43.498	45.537	1:14.317	43.644	154.2	24:24.368							
2	1	2:41.359	46.163	1:14.110	41.086	156.3	5:42.300	10	1	3:14.502 <b>B</b>	47.990	1:27.170	59.342	129.6	27:38.870							
3	1	<b>2:38.007</b>	45.529	<b>1:12.204</b>	<b>40.274</b>	159.6	8:20.307	11	1	4:44.810	2:24.109	1:14.767	1:05.934	88.5	32:23.680							
4	1	2:38.756	45.270	1:12.623	40.863	158.8	10:59.063	12	1	4:46.003	1:16.877	1:59.004	1:30.122	88.2	37:09.683							
5	1	2:39.285	<b>45.089</b>	1:13.244	40.952	158.3	13:38.348	13	1	3:59.570	1:14.167	1:49.169	56.234	105.2	41:09.253							
6	1	2:39.975	46.750	1:12.693	40.532	157.6	16:18.323	14	1	2:42.386	46.594	1:14.008	41.784	155.3	43:51.639							
7	1	2:40.090	45.393	1:13.462	41.235	157.5	18:58.413	15	1	2:37.417	45.595	1:11.653	40.169	160.2	46:29.056							
8	1	2:40.212	45.980	1:13.272	40.960	157.4	21:38.625	16	1	2:37.522	45.344	1:12.050	<b>40.128</b>	160.1	49:06.578							
9	1	3:02.897 <b>B</b>	45.409	1:14.412	1:03.076	137.9	24:41.522	17	1	<b>2:37.155</b>	<b>45.123</b>	<b>1:11.552</b>	40.480	160.4	51:43.733							
10	1	4:02.778 <b>B</b>	1:31.509	1:23.603	1:07.666	103.9	28:44.300	18	1	2:39.943	45.613	1:12.107	42.223	157.6	54:23.676							
11	1	4:18.398	2:14.434	1:18.948	45.016	97.6	33:02.698	19	1	2:39.987	46.265	1:12.683	41.039	157.6	57:03.663							
12	1	4:20.832	54.175	1:53.017	1:33.640	96.7	37:23.530	20	1	2:38.903	45.361	1:12.912	40.630	158.7	59:42.566							
13	1	3:53.940	1:11.309	1:48.419	54.212	107.8	41:17.470	21	1	2:41.777	45.745	1:13.398	42.634	155.9	1:02:24.343							
14	1	2:41.893	46.293	1:14.319	41.281	155.7	43:59.363	22	1	2:43.082	47.837	1:12.583	42.662	154.6	1:05:07.425							
15	1	2:43.118	45.945	1:14.987	42.186	154.6	46:42.481	<b>411</b> VAN HERCK RACING MAZDA 3 1.Werner VAN HERCK SSD														
16	1	2:40.682	45.529	1:13.943	41.210	156.9	49:23.163	1	1	2:59.402	1:02.455	1:14.362	42.585	140.5	2:59.402							
17	1	2:42.008	46.014	1:14.604	41.390	155.6	52:05.171															
18	1	2:40.326	45.662	1:13.103	41.561	157.3	54:45.497															
19	1	2:40.524	45.531	1:13.983	41.010	157.1	57:26.021															




## SUPERCAR CHALLENGE SPA EURO RACE 2014 RACE 1

### Analysis

■ Personal Best   
 ■ Session Best   
 ■ Crossing the finish line in pit lane

Lap	D	Time	Sector 1	Sector 2	Sector 3	Kph	Elapsed	Lap	D	Time	Sector 1	Sector 2	Sector 3	Kph	Elapsed
<b>412</b> MUNCKHOF RACING/ YD PAS RACING 1. Eric VAN DEN MUNCKHOF BMW Z4 SSD															
1	1	3:00.089	58.970	1:17.259	43.860	140.0	3:00.089								
2	1	2:46.375	47.602	1:16.056	42.717	151.6	5:46.464								
3	1	2:43.156	47.456	1:14.522	41.178	154.5	8:29.620								
4	1	2:40.051	46.296	1:12.325	41.430	157.5	11:09.671								
5	1	2:41.218	46.268	1:13.343	41.607	156.4	13:50.889								
6	1	2:41.332	45.865	1:13.812	41.655	156.3	16:32.221								
7	1	2:40.612	46.152	1:13.088	41.372	157.0	19:12.833								
8	1	2:40.771	46.468	1:12.837	41.466	156.8	21:53.604								
9	1	2:42.591	46.777	1:13.516	42.298	155.1	24:36.195								
10	1	3:06.929B	46.456	1:19.977	1:00.496	134.9	27:43.124								
11	1	4:36.575	2:09.756	1:13.213	1:13.606	91.2	32:19.699								
12	1	4:45.398	1:15.935	2:01.577	1:27.886	88.3	37:05.097								
13	1	4:01.246	1:14.710	1:50.250	56.286	104.5	41:06.343								
14	1	2:47.127	48.085	1:15.008	44.034	150.9	43:53.470								
15	1	2:42.923	46.743	1:13.950	42.230	154.8	46:36.393								
16	1	2:42.882	46.885	1:14.383	41.614	154.8	49:19.275								
17	1	2:42.421	46.590	1:14.317	41.514	155.2	52:01.696								
18	1	2:41.980	46.612	1:13.605	41.763	155.7	54:43.676								
19	1	2:41.756	46.621	1:13.570	41.565	155.9	57:25.432								
20	1	2:41.760	46.196	1:14.403	41.161	155.9	1:00:07.192								
21	1	2:43.974	46.247	1:15.823	41.904	153.8	1:02:51.166								
22	1	2:45.630	47.656	1:14.918	43.056	152.2	1:05:36.796								
<b>417</b> NMT RACING 1. Tristan BOORSMA 2. Yorick BOORSMA BMW M3 GT4 SSD															
1	1	2:53.949	55.733	1:15.231	42.985	145.0	2:53.949								
2	1	2:42.231	47.264	1:13.747	41.220	155.4	5:36.180								
3	1	2:40.672	45.715	1:13.361	41.596	156.9	8:16.852								
4	1	2:43.026	46.248	1:14.832	41.946	154.7	10:59.878								
5	1	2:40.314	45.942	1:13.357	41.015	157.3	13:40.192								
6	1	2:40.589	46.050	1:13.161	41.378	157.0	16:20.781								
7	1	2:42.283	46.161	1:14.030	42.092	155.4	19:03.064								
8	1	2:44.658	47.949	1:15.089	41.620	153.1	21:47.722								
9	1	3:21.126B	46.526	1:28.891	1:05.709	125.4	25:08.848								
10	1	7:03.155B	3:41.546	1:49.105	1:32.504	59.6	32:12.003								
11	1	10:42.241B	7:32.952	1:45.636	1:23.653	39.3	42:54.244								
<b>426</b> TEAM COMPAK RAMPS 1. Lee ALLEN SEAT LEON SUPERCOPA SSD															
1	1	2:54.095	58.796	1:13.626	41.673	144.8	2:54.095								
2	1	2:40.303	46.789	1:12.608	40.906	157.3	5:34.398								
3	1	2:38.813	46.057	1:11.835	40.921	158.8	8:13.211								
4	1	2:40.959	46.235	1:13.679	41.045	156.6	10:54.170								
5	1	2:43.111	46.226	1:14.193	42.692	154.6	13:37.281								
6	1	2:42.997	47.880	1:13.674	41.443	154.7	16:20.278								
7	1	2:40.917	46.450	1:13.393	41.074	156.7	19:01.195								
8	1	2:41.302	47.056	1:12.671	41.575	156.3	21:42.497								
9	1	2:42.604	46.495	1:12.820	43.289	155.1	24:25.101								
10	1	3:08.912B	47.686	1:25.057	56.169	133.5	27:34.013								
11	1	4:50.880	2:30.731	1:14.379	1:05.770	86.7	32:24.893								
12	1	4:45.767	1:18.214	1:57.295	1:30.258	88.2	37:10.660								
13	1	3:59.274	1:14.471	1:49.084	55.719	105.4	41:09.934								
14	1	2:44.172	46.407	1:14.274	43.491	153.6	43:54.106								
15	1	2:42.518	46.580	1:13.996	41.942	155.1	46:36.624								
16	1	2:46.072	49.371	1:15.268	41.433	151.8	49:22.696								
17	1	2:44.123	46.991	1:14.881	42.251	153.6	52:06.819								
18	1	2:42.210	46.171	1:13.780	42.259	155.4	54:49.029								
19	1	2:44.623	46.912	1:16.136	41.575	153.2	57:33.652								
20	1	2:44.055	46.834	1:13.764	43.457	153.7	1:00:17.707								
21	1	2:42.711	47.447	1:13.825	41.439	155.0	1:03:00.418								
22	1	2:45.469	46.851	1:13.873	44.745	152.4	1:05:45.887								
<b>444</b> BLUEBERRY RACING 1. Ronald VAN LOON BMW E46 M3 SSD															
1	1	3:00.314	59.214	1:17.361	43.739	139.8	3:00.314								
2	1	2:45.853	46.338	1:16.348	43.167	152.0	5:46.167								
3	1	2:41.840	45.993	1:14.683	41.164	155.8	8:28.007								
4	1	2:41.219	45.790	1:13.810	41.619	156.4	11:09.226								
5	1	2:41.326	45.543	1:14.277	41.506	156.3	13:50.552								
6	1	2:41.223	45.756	1:14.015	41.452	156.4	16:31.775								
7	1	2:40.625	45.593	1:13.842	41.190	157.0	19:12.400								
8	1	2:40.789	45.403	1:14.091	41.295	156.8	21:53.189								
9	1	2:43.623	45.578	1:16.505	41.540	154.1	24:36.812								
10	1	2:56.758	46.569	1:19.732	50.457	142.6	27:33.570								
11	1	4:37.305B	56.702	2:06.838	1:33.765	90.9	32:10.875								
12	1	5:21.577	2:08.024	1:36.619	1:36.934	78.4	37:32.452								
13	1	3:50.818	1:08.893	1:46.955	54.970	109.2	41:23.270								
14	1	2:43.909	46.603	1:15.944	41.362	153.8	44:07.179								
15	1	2:42.303	46.025	1:14.545	41.733	155.4	46:49.482								



# SUPERCAR CHALLENGE

## SPA EURO RACE 2014


### RACE 1

### Analysis

■ Personal Best   
 ■ Session Best   
 ■ Crossing the finish line in pit lane

Lap	D	Time	Sector 1	Sector 2	Sector 3	Kph	Elapsed	Lap	D	Time	Sector 1	Sector 2	Sector 3	Kph	Elapsed							
16	1	2:43.771	45.902	1:14.583	43.286	154.0	49:33.253	13	1	2:40.609	46.162	1:13.116	41.331	157.0	37:51.421							
17	1	2:42.544	46.597	1:13.901	42.046	155.1	52:15.797	14	1	3:44.080	1:07.081	1:43.618	53.381	112.5	41:35.501							
18	1	2:43.362	46.092	1:15.259	42.011	154.3	54:59.159	15	1	2:43.891	46.875	1:14.076	42.940	153.8	44:19.392							
19	1	2:42.214	46.097	1:14.133	41.984	155.4	57:41.373	16	1	2:44.617	46.000	1:16.036	42.581	153.2	47:04.009							
20	1	2:41.173	45.665	1:13.988	41.520	156.4	1:00:22.546	17	1	2:42.258	47.827	1:13.615	40.816	155.4	49:46.267							
<b>446</b> EMG MOTORSPORT BMW M3 E92 3.2 SSD 1. Eric QUICK 2. Philippe BONNEEL								18								1	2:39.973	45.690	1:13.298	40.985	157.6	52:26.240
1	1	2:49.613	53.392	1:14.276	41.945	148.7	2:49.613	19	1	2:43.347	46.129	1:15.593	41.625	154.4	55:09.587							
2	1	2:38.347	45.739	1:11.887	40.721	159.2	5:27.960	20	1	2:43.147	46.780	1:14.784	41.583	154.5	57:52.734							
3	1	2:38.231	45.218	1:12.054	40.959	159.4	8:06.191	21	1	2:44.168	46.785	1:15.389	41.994	153.6	1:00:36.902							
4	1	2:38.872	45.305	1:12.550	41.017	158.7	10:45.063	22	1	2:45.073	46.635	1:15.772	42.664	152.7	1:03:21.975							
5	1	2:38.475	44.934	1:12.502	41.039	159.1	13:23.538	<b>451</b> AT MOTORSPORT FORD FOCUS SILHOUETTE SSD 1. Leo KURSTJENS														
6	1	2:38.316	45.389	1:12.063	40.864	159.3	16:01.854	1	1	3:02.943	1:04.479	1:15.838	42.626	137.8	3:02.943							
7	1	2:40.823	45.764	1:13.380	41.679	156.8	18:42.677	2	1	2:45.275	48.100	1:14.146	43.029	152.6	5:48.218							
8	1	2:39.237	46.176	1:12.330	40.731	158.3	21:21.914	3	1	2:45.936	48.394	1:14.896	42.646	152.0	8:34.154							
9	1	2:38.758	44.781	1:12.325	41.652	158.8	24:00.672	4	1	2:47.003	48.759	1:14.337	43.907	151.0	11:21.157							
10	1	2:51.495	45.117	1:16.620	49.758	147.0	26:52.167	5	1	2:45.377	47.984	1:14.701	42.692	152.5	14:06.534							
11	1	3:13.022	53.772	1:19.013	1:00.237	130.6	30:05.189	<b>469</b> ABW RACING LOTUS EXIGE 250 CUP SSD 1. Aart BOSMAN														
12	1	3:50.767	1:50.356	1:16.231	44.180	109.3	33:55.956	1	1	3:03.889	1:02.424	1:17.466	43.999	137.1	3:03.889							
13	1	3:43.348	51.261	1:20.594	1:31.493	112.9	37:39.304	2	1	2:46.243	49.008	1:14.922	42.313	151.7	5:50.132							
14	1	3:50.626	1:11.822	1:43.212	55.592	109.3	41:29.930	3	1	2:44.169	47.482	1:14.365	42.322	153.6	8:34.301							
15	1	2:44.321	46.474	1:15.811	42.036	153.4	44:14.251	4	1	2:46.584	48.438	1:13.032	45.114	151.4	11:20.885							
16	1	2:46.574	47.892	1:15.110	43.572	151.4	47:00.825	5	1	2:45.822	47.439	1:15.193	43.190	152.1	14:06.707							
17	1	2:43.081	45.890	1:15.874	41.317	154.6	49:43.906	6	1	2:44.396	47.582	1:15.076	42.172	153.4	16:51.103							
18	1	2:40.699	46.108	1:13.175	41.416	156.9	52:24.605	7	1	2:43.352	47.582	1:13.807	41.963	154.4	19:34.455							
19	1	2:42.799	46.435	1:14.774	41.590	154.9	55:07.404	8	1	2:44.150	48.823	1:13.291	42.036	153.6	22:18.605							
20	1	2:49.393	46.170	1:13.237	49.986	148.8	57:56.797	9	1	2:45.889	47.974	1:14.082	43.833	152.0	25:04.494							
21	1	2:51.370	56.923	1:13.341	41.106	147.1	1:00:48.167	10	1	3:30.866	1:03.464	1:22.694	1:04.708	119.6	28:35.360							
22	1	2:42.013	46.443	1:14.011	41.559	155.6	1:03:30.180	11	1	4:05.539	2:07.999	1:14.465	43.075	102.7	32:40.899							
<b>447</b> TEAM WEBB BMW E46 GTR SSD 1. Martin WEBB 2. Tom & James WEBB								12								1	4:35.818	1:07.479	1:57.015	1:31.324	91.4	37:16.717
1	1	2:51.003	55.670	1:13.361	41.972	147.4	2:51.003	13	1	3:56.592	1:12.690	1:49.438	54.464	106.6	41:13.309							
2	1	2:40.373	45.601	1:13.158	41.614	157.2	5:31.376	<b>476</b> THEMIS RACING PORSCHE CAYMAN SSD 1. Nicolas VANDIERENDONCK														
3	1	2:38.438	45.410	1:12.115	40.913	159.1	8:09.814	1	1	3:11.191	1:09.211	1:17.303	44.677	131.9	3:11.191							
4	1	2:37.937	45.363	1:12.198	40.376	159.6	10:47.751	2	1	2:49.628	49.064	1:16.524	44.040	148.6	6:00.819							
5	1	2:38.713	44.796	1:12.834	41.083	158.9	13:26.464	3	1	2:49.355	48.768	1:16.258	44.329	148.9	8:50.174							
6	1	2:38.384	44.752	1:12.781	40.851	159.2	16:04.848	4	1	2:49.025	48.782	1:16.195	44.048	149.2	11:39.199							
7	1	2:39.883	46.710	1:12.158	41.015	157.7	18:44.731	5	1	2:50.035	49.300	1:16.907	43.828	148.3	14:29.234							
8	1	2:38.246	45.879	1:12.224	40.143	159.3	21:22.977	6	1	2:52.077	49.301	1:18.441	44.335	146.5	17:21.311							
<b>450</b> COR EUSER RACING LOTUS EVORA SSD 1. Cor EUSER 2. Luc De COCK								7								1	2:49.374	48.824	1:16.608	43.942	148.9	20:10.685
1	1	2:46.648	52.282	1:13.460	40.906	151.3	2:46.648	8	1	2:53.606	48.605	1:18.513	46.488	145.2	23:04.291							
2	1	2:40.475	45.401	1:13.477	41.597	157.1	5:27.123	9	1	2:51.753	48.699	1:16.903	46.151	146.8	25:56.044							
3	1	2:39.892	46.122	1:13.104	40.666	157.7	8:07.015	10	1	3:13.769	49.059	1:17.375	1:07.335	130.1	29:09.813							
4	1	2:38.867	45.438	1:12.932	40.497	158.7	10:45.882	11	1	4:30.668	2:25.991	1:18.937	45.740	93.2	33:40.481							
5	1	2:38.540	45.614	1:12.575	40.351	159.0	13:24.422	12	1	3:57.183	50.097	1:30.300	1:36.786	106.3	37:37.664							
6	1	2:38.157	45.193	1:12.494	40.470	159.4	16:02.579	13	1	3:50.849	1:10.575	1:43.675	56.599	109.2	41:28.513							
7	1	2:39.816	45.475	1:13.458	40.883	157.8	18:42.395	14	1	2:53.697	49.536	1:19.033	45.128	145.2	44:22.210							
8	1	2:39.063	45.531	1:12.943	40.589	158.5	21:21.458	15	1	2:50.536	49.098	1:17.279	44.159	147.9	47:12.746							
9	1	2:39.744	45.355	1:13.639	40.750	157.8	24:01.202	16	1	2:49.941	48.888	1:17.204	43.849	148.4	50:02.687							
10	1	2:51.719	45.476	1:20.838	45.405	146.8	26:52.921	17	1	2:52.406	49.729	1:18.037	44.640	146.2	52:55.093							
11	1	3:18.020	53.555	1:19.646	1:04.819	127.3	30:10.941	18	1	2:49.535	48.595	1:17.284	43.656	148.7	55:44.628							
12	1	4:59.871	3:03.387	1:15.196	41.288	84.1	35:10.812	19	1	2:52.340	48.878	1:18.156	45.306	146.3	58:36.968							





# SUPERCAR CHALLENGE


## SPA EURO RACE 2014

### RACE 1

#### Analysis

■ Personal Best   
 ■ Session Best   
 ■ Crossing the finish line in pit lane

Lap	D	Time	Sector 1	Sector 2	Sector 3	Kph	Elapsed	Lap	D	Time	Sector 1	Sector 2	Sector 3	Kph	Elapsed							
20	1	2:50.837	49.051	1:17.810	43.976	147.6	1:01:27.805	17	1	2:55.607	51.381	1:18.118	46.108	143.6	53:19.154							
21	1	2:51.222	48.791	1:18.187	44.244	147.3	1:04:19.027	18	1	2:55.066	50.784	1:18.453	45.829	144.0	56:14.220							
<b>488</b> KRAYEM RACING GINETTA G50 GT4 1.David KRAYEM SSD								19								1	2:55.315	51.261	1:17.636	46.418	143.8	59:09.535
1	1	3:01.517	1:01.455	1:17.251	42.811	138.9	3:01.517	20	1	2:56.119	50.999	1:17.584	47.536	143.2	1:02:05.654							
2	1	2:45.987	47.965	1:14.763	43.259	151.9	5:47.504	21	1	2:53.292	50.920	1:16.847	45.525	145.5	1:04:58.946							
3	1	2:46.360	48.959	1:14.458	42.943	151.6	8:33.864	<b>503</b> FEBO RACING TEAM RENAULT CLIO RS 2.0 16V 1.Dennis DE BORST S2D 2.Martin DE KLEIJN														
4	1	2:48.055	49.603	1:14.882	43.570	150.0	11:21.919	1	1	3:09.883	1:07.218	1:18.394	44.271	132.8	3:09.883							
5	1	2:45.171	48.227	1:14.486	42.458	152.7	14:07.090	2	1	2:51.823	51.344	1:16.108	44.371	146.7	6:01.706							
6	1	2:44.928	48.097	1:14.677	42.154	152.9	16:52.018	3	1	2:52.644	51.064	1:17.093	44.487	146.0	8:54.350							
7	1	2:47.696	48.534	1:16.690	42.472	150.4	19:39.714	4	1	2:50.756	51.430	1:14.923	44.403	147.7	11:45.106							
8	1	2:45.766	48.319	1:15.298	42.149	152.1	22:25.480	5	1	2:50.956	50.558	1:15.802	44.596	147.5	14:36.062							
9	1	2:49.936	48.138	1:16.552	45.246	148.4	25:15.416	6	1	2:52.857	51.428	1:17.074	44.355	145.9	17:28.919							
10	1	3:21.642B	54.081	1:23.359	1:04.202	125.0	28:37.058	7	1	2:52.425	51.272	1:16.254	44.899	146.2	20:21.344							
11	1	4:06.726	2:07.055	1:15.609	44.062	102.2	32:43.784	8	1	2:52.182	51.271	1:15.362	45.549	146.4	23:13.526							
12	1	4:34.775	1:07.675	1:55.164	1:31.936	91.8	37:18.559	9	1	3:05.376B	51.022	1:16.362	57.992	136.0	26:18.902							
13	1	3:55.494	1:12.134	1:49.078	54.282	107.1	41:14.053	10	1	5:40.209	2:09.054	2:06.824	1:24.331	74.1	31:59.111							
14	1	2:46.190	47.840	1:15.188	43.162	151.7	44:00.243	11	1	3:19.155	1:17.771	1:16.938	44.446	126.6	35:18.266							
15	1	3:08.873B	49.153	1:21.252	58.468	133.5	47:09.116	12	1	2:53.268	51.691	1:16.853	44.724	145.5	38:11.534							
<b>489</b> G&A RACING BMW M3 GT4 1.Guino KENIS SSD 2.Joel SCHUYBROEK								13	1	3:25.205	52.222	1:39.342	53.641	122.9	41:36.739							
1	1	2:57.691	56.569	1:17.771	43.351	141.9	2:57.691	14	1	2:55.040	52.025	1:18.204	44.811	144.0	44:31.779							
2	1	2:40.487	45.624	1:13.492	41.371	157.1	5:38.178	15	1	2:56.751	53.722	1:17.027	46.002	142.7	47:28.530							
3	1	2:39.864	45.189	1:13.477	41.198	157.7	8:18.042	16	1	2:53.167	51.221	1:16.020	45.926	145.6	50:21.697							
4	1	2:40.465	45.467	1:14.000	40.998	157.1	10:58.507	17	1	2:53.273	51.947	1:16.996	44.330	145.5	53:14.970							
5	1	2:39.584	45.144	1:13.535	40.905	158.0	13:38.091	18	1	2:51.465	50.744	1:16.587	44.134	147.1	56:06.435							
6	1	2:40.809	45.885	1:13.810	41.114	156.8	16:18.900	19	1	2:53.536	50.837	1:16.792	45.907	145.3	58:59.971							
7	1	2:41.194	45.154	1:14.790	41.250	156.4	19:00.094	20	1	2:53.972	50.676	1:17.311	45.985	144.9	1:01:53.943							
8	1	2:40.257	45.205	1:14.007	41.045	157.3	21:40.351	21	1	2:52.219	50.843	1:17.305	44.071	146.4	1:04:46.162							
9	1	2:43.036	45.529	1:13.774	43.733	154.7	24:23.387	<b>504</b> SPIRIT RACING RENAULT CLIO RS 2.0 16V 1.Toon RUTGERS S2D 2.Machiel KARS														
10	1	2:55.992B	47.789	1:16.634	51.569	143.3	27:19.379	1	1	3:14.757	1:10.409	1:18.927	45.421	129.5	3:14.757							
11	1	4:55.430	2:19.576	1:17.961	1:17.893	85.3	32:14.809	2	1	2:56.297	52.376	1:18.398	45.523	143.0	6:11.054							
12	1	3:20.348	1:16.115	1:19.366	44.867	125.9	35:35.157	3	1	2:55.135	51.943	1:17.781	45.411	144.0	9:06.189							
13	1	2:46.621	46.767	1:16.650	43.204	151.3	38:21.778	4	1	2:57.019	52.523	1:18.302	46.194	142.4	12:03.208							
14	1	3:40.599B	50.567	1:40.087	1:09.945	114.3	42:02.377	5	1	2:55.131	51.929	1:17.754	45.448	144.0	14:58.339							
<b>501</b> SPIRIT RACING RENAULT CLIO RS 2.0 16V 1.Rob NIEMAN S2D								6	1	2:57.301	52.284	1:19.671	45.346	142.2	17:55.640							
1	1	3:14.690	1:11.172	1:18.432	45.086	129.5	3:14.690	7	1	2:56.696	52.165	1:18.525	46.006	142.7	20:52.336							
2	1	2:53.661	51.614	1:16.924	45.123	145.2	6:08.351	8	1	2:55.992	52.490	1:18.079	45.423	143.3	23:48.328							
3	1	2:54.281	51.302	1:17.889	45.090	144.7	9:02.632	9	1	3:02.768	52.783	1:20.281	49.704	138.0	26:51.096							
4	1	2:53.710	51.552	1:16.981	45.177	145.2	11:56.342	10	1	3:09.402B	53.906	1:19.166	56.330	133.1	30:00.498							
5	1	2:55.512	52.014	1:17.938	45.560	143.7	14:51.854	11	1	4:30.434	2:18.958	1:22.982	48.494	93.2	34:30.932							
6	1	2:56.668	52.415	1:17.523	46.730	142.7	17:48.522	12	1	3:10.839	52.354	1:20.257	58.228	132.1	37:41.771							
7	1	2:54.145	52.198	1:16.709	45.238	144.8	20:42.667	13	1	3:51.736	1:11.306	1:43.701	56.729	108.8	41:33.507							
8	1	2:54.052	51.693	1:17.247	45.112	144.9	23:36.719	14	1	3:02.455	52.428	1:23.305	46.722	138.2	44:35.962							
9	1	3:02.187B	51.815	1:17.228	53.144	138.4	26:38.906	15	1	2:58.620	51.855	1:20.429	46.336	141.2	47:34.582							
10	1	5:25.822	2:06.886	1:53.098	1:25.838	77.4	32:04.728	16	1	2:58.569	51.896	1:20.069	46.604	141.2	50:33.151							
11	1	3:18.179	1:15.500	1:17.274	45.405	127.2	35:22.907	17	1	2:59.549	51.797	1:21.322	46.430	140.4	53:32.700							
12	1	2:53.186	51.569	1:16.440	45.177	145.6	38:16.093	18	1	2:59.800	52.112	1:21.290	46.398	140.2	56:32.500							
13	1	3:22.691	51.249	1:37.120	54.322	124.4	41:38.784	19	1	3:02.353	51.995	1:23.101	47.257	138.3	59:34.853							
14	1	2:54.921	51.612	1:17.988	45.321	144.1	44:33.705	20	1	3:01.747	52.406	1:22.345	46.996	138.7	1:02:36.600							
15	1	2:55.103	51.545	1:17.103	46.455	144.0	47:28.808	21	1	3:03.894	52.955	1:23.099	47.840	137.1	1:05:40.494							
16	1	2:54.739	52.352	1:16.548	45.839	144.3	50:23.547	<b>505</b> TRAXX RACING RENAULT CLIO 3 1.Chris VOET S2D 2.Bart VAN DEN BROECK														



# SUPERCAR CHALLENGE

## SPA EURO RACE 2014

### RACE 1

#### Analysis

■ Personal Best   
 ■ Session Best   
 ■ Crossing the finish line in pit lane


Lap	D	Time	Sector 1	Sector 2	Sector 3	Kph	Elapsed	Lap	D	Time	Sector 1	Sector 2	Sector 3	Kph	Elapsed
1	1	3:19.523	1:13.098	1:20.050	46.375	126.4	3:19.523	11	1	4:19.939	2:17.486	1:16.281	46.172	97.0	33:31.569
2	1	2:57.064	52.792	1:18.883	45.389	142.4	6:16.587	12	1	4:04.054	50.966	1:36.107	1:36.981	103.3	37:35.623
3	1	2:55.633	52.385	1:18.030	45.218	143.6	9:12.220	13	1	3:51.258	1:10.516	1:44.254	56.488	109.0	41:26.881
4	1	2:55.360	52.161	1:18.193	45.006	143.8	12:07.580	14	1	2:54.007	<span style="color: green;">50.518</span>	1:16.961	46.528	144.9	44:20.888
5	1	2:55.619	52.355	1:17.804	45.460	143.6	15:03.199	15	1	2:52.937	50.983	1:17.039	44.915	145.8	47:13.825
6	1	2:57.206	52.975	1:19.203	45.028	142.3	18:00.405	16	1	2:59.512	53.119	1:19.982	46.411	140.5	50:13.337
7	1	2:54.289	52.079	1:17.421	<span style="color: green;">44.789</span>	144.7	20:54.694	17	1	3:00.342	59.429	1:16.283	44.630	139.8	53:13.679
8	1	<span style="color: green;">2:53.903</span>	51.587	<span style="color: green;">1:16.960</span>	45.356	145.0	23:48.597	18	1	2:51.656	51.190	1:16.166	44.300	146.9	56:05.335
9	1	3:02.925	52.757	1:20.413	49.755	137.8	26:51.522	19	1	2:52.823	50.943	1:17.556	44.324	145.9	58:58.158
10	1	3:10.601 <b>B</b>	54.020	1:19.139	57.442	132.3	30:02.123	20	1	2:56.072	52.213	1:18.207	45.652	143.2	1:01:54.230
11	1	4:20.098	2:08.323	1:22.195	49.580	96.9	34:22.221	21	1	2:53.149	50.703	1:18.339	44.107	145.6	1:04:47.379
12	1	3:18.971	53.384	1:19.899	1:05.688	126.7	37:41.192								
13	1	3:51.475	1:11.235	1:43.699	56.541	108.9	41:32.667								
14	1	2:57.165	51.883	1:19.324	45.958	142.3	44:29.832								
15	1	2:57.932	52.160	1:18.632	47.140	141.7	47:27.764								
16	1	2:55.275	52.199	1:17.234	45.842	143.9	50:23.039								
17	1	2:54.214	51.537	1:17.679	44.998	144.7	53:17.253								
18	1	2:55.334	51.817	1:18.108	45.409	143.8	56:12.587								
19	1	2:55.318	51.986	1:17.521	45.811	143.8	59:07.905								
20	1	2:56.121	51.654	1:18.028	46.439	143.2	1:02:04.026								
21	1	2:54.897	<span style="color: green;">51.351</span>	1:17.322	46.224	144.2	1:04:58.923								

513 AT MOTORSPORT		FORD FOCUS SILHOUETTE					
1. Kim TROEYEN		S2D					
1	1	3:20.617	1:12.841	1:21.545	46.231	125.7	3:20.617
2	1	2:59.395	52.405	1:20.633	46.357	140.6	6:20.012
3	1	2:59.219	53.069	1:19.931	46.219	140.7	9:19.231
4	1	2:59.589	52.745	1:19.934	46.910	140.4	12:18.820
5	1	3:01.078	52.262	1:22.215	46.601	139.2	15:19.898
6	1	2:58.731	52.506	1:19.471	46.754	141.1	18:18.629
7	1	2:57.618	51.865	<span style="color: green;">1:19.165</span>	46.588	142.0	21:16.247
8	1	3:02.751	52.694	1:21.916	48.141	138.0	24:18.998
9	1	3:12.301	53.903	1:27.654	50.744	131.1	27:31.299
10	1	4:35.349 <b>B</b>	57.311	2:06.856	1:31.182	91.6	32:06.648
11	1	5:22.536	2:11.345	1:36.162	1:35.029	78.2	37:29.184
12	1	3:53.246	1:10.238	1:47.409	55.599	108.1	41:22.430
13	1	3:09.131	54.523	1:25.022	49.586	133.3	44:31.561
14	1	3:01.248	54.697	1:20.677	45.874	139.1	47:32.809
15	1	<span style="color: green;">2:57.339</span>	51.745	1:19.387	46.207	142.2	50:30.148
16	1	2:59.315	53.017	1:19.642	46.656	140.6	53:29.463
17	1	2:58.058	<span style="color: green;">51.722</span>	1:20.517	<span style="color: green;">45.819</span>	141.6	56:27.521
18	1	2:58.555	51.914	1:19.672	46.969	141.2	59:26.076
19	1	3:01.641	53.711	1:21.353	46.577	138.8	1:02:27.717
20	1	3:02.089	52.659	1:21.971	47.459	138.5	1:05:29.806

520 ZOET RACING		LOTUS EXIGE					
1. Erwin VAN DIJK		S2D					
1	1	3:09.481	1:07.260	1:17.387	44.834	133.1	3:09.481
2	1	2:51.797	51.386	1:16.300	44.111	146.8	6:01.278
3	1	<span style="color: green;">2:50.065</span>	50.709	<span style="color: green;">1:15.001</span>	44.355	148.3	8:51.343
4	1	2:52.220	50.604	1:17.523	<span style="color: green;">44.093</span>	146.4	11:43.563
5	1	2:50.161	50.790	1:15.262	44.109	148.2	14:33.724
6	1	2:50.850	51.409	1:15.236	44.205	147.6	17:24.574
7	1	2:51.071	51.222	1:15.753	44.096	147.4	20:15.645
8	1	2:50.656	51.376	1:15.141	44.139	147.7	23:06.301
9	1	2:51.264	50.752	1:15.367	45.145	147.2	25:57.565
10	1	3:14.065 <b>B</b>	50.869	1:15.438	1:07.758	129.9	29:11.630

533 DAY-V-TEC		BMW 130i					
1. Maurits CARANSA		S2D					
2. Wesley CARANSA							
1	1	3:11.923	1:08.238	1:17.841	45.844	131.4	3:11.923
2	1	2:53.632	50.682	1:18.008	44.942	145.2	6:05.555
3	1	2:50.620	50.714	<span style="color: green;">1:15.697</span>	44.209	147.8	8:56.175
4	1	<span style="color: green;">2:50.403</span>	<span style="color: green;">50.098</span>	1:16.078	44.227	148.0	11:46.578
5	1	2:50.408	50.220	1:16.141	<span style="color: green;">44.047</span>	148.0	14:36.986
6	1	2:52.568	50.438	1:17.844	44.286	146.1	17:29.554
7	1	2:51.446	50.404	1:16.380	44.662	147.1	20:21.000
8	1	2:50.585	50.428	1:15.840	44.317	147.8	23:11.585
9	1	3:01.182	50.607	1:17.497	53.078	139.2	26:12.767
10	1	3:07.585 <b>B</b>	53.072	1:16.817	57.696	134.4	29:20.352
11	1	4:33.692	2:19.430	1:23.838	50.424	92.1	33:54.044
12	1	3:44.368	52.408	1:20.442	1:31.518	112.4	37:38.412
13	1	3:51.065	1:10.688	1:43.645	56.732	109.1	41:29.477
14	1	3:00.742	51.221	1:21.571	47.950	139.5	44:30.219
15	1	2:56.041	51.720	1:18.205	46.116	143.2	47:26.260
16	1	2:55.040	51.076	1:18.281	45.683	144.0	50:21.300
17	1	2:57.581	51.590	1:19.990	46.001	142.0	53:18.881
18	1	2:55.081	50.477	1:18.843	45.761	144.0	56:13.962
19	1	2:54.791	50.761	1:18.223	45.807	144.3	59:08.753
20	1	2:53.513	50.437	1:17.659	45.417	145.3	1:02:02.266
21	1	2:53.893	51.027	1:17.494	45.372	145.0	1:04:56.159

577 UNIL LUBRICANTS RACING TEAM		BMW E46 ETCC					
1. Leonid PROTASOV		S2D					
2. Andrii IEVUSHENKO							
1	1	3:19.460	1:12.775	1:20.025	46.660	126.4	3:19.460
2	1	2:57.601	52.670	1:18.652	46.279	142.0	6:17.061
3	1	2:56.063	51.596	1:18.765	45.702	143.2	9:13.124
4	1	2:55.397	51.355	1:19.031	45.011	143.8	12:08.521
5	1	2:55.271	51.308	1:18.692	45.271	143.9	15:03.792
6	1	2:54.925	52.084	1:17.950	44.891	144.1	17:58.717
7	1	2:53.551	51.385	1:16.767	45.399	145.3	20:52.268
8	1	<span style="color: green;">2:53.034</span>	51.653	<span style="color: green;">1:16.709</span>	44.672	145.7	23:45.302
9	1	2:59.057	51.323	1:18.947	48.787	140.8	26:44.359
10	1	4:47.879 <b>B</b>	56.890	1:21.101	2:29.888	87.6	31:32.238
11	1	3:14.913	1:05.823	1:21.470	47.620	129.4	34:47.151
12	1	2:57.394	52.086	1:19.355	45.953	142.1	37:44.545
13	1	3:49.644	1:10.197	1:43.347	56.100	109.8	41:34.189
14	1	2:56.638	52.107	1:20.920	<span style="color: green;">43.611</span>	142.7	44:30.827
15	1	3:20.928	51.609	1:19.228	1:10.091	125.5	47:51.755
16	1	2:56.433	53.637	1:17.630	45.166	142.9	50:48.188
17	1	2:53.797	51.138	1:18.674	43.985	145.1	53:41.985
18	1	2:53.629	51.270	1:17.883	44.476	145.2	56:35.614
19	1	2:53.541	<span style="color: green;">50.615</span>	1:18.559	44.367	145.3	59:29.155



**SUPERCAR CHALLENGE**  
SPA EURO RACE 2014  
RACE 1

Analysis

■ Personal Best   
 ■ Session Best   
 ■ B Crossing the finish line in pit lane

Lap	D	Time	Sector 1	Sector 2	Sector 3	Kph	Elapsed	Lap	D	Time	Sector 1	Sector 2	Sector 3	Kph	Elapsed
20	1	2:55.486	51.212	1:18.721	45.553	143.7	1:02:24.641								
21	1	2:56.196	51.419	1:18.825	45.952	143.1	1:05:20.837								