

# SUPERCAR CHALLENGE + GT&PROTO CH


## SPA EURO RACE

### FREE PRACTICE 2

## Sector Analysis

Personal Best    Session Best    B Crossing the finish line in the pit lane

Lap	D	Time	Sector 1	Sector 2	Sector 3	T.Spd	Elapsed	Lap	D	Time	Sector 1	Sector 2	Sector 3	T.Spd	Elapsed
<b>102</b>		<b>BODA Racing</b>					Porsche 991 GT3 Cup								
		1. Bob HERBER					GT								
1	1	3:30.645	1:23.727	1:22.036	44.882	150.6	3:30.645	1	1	3:37.658	1:35.929	1:19.384	42.345	217.7	3:37.658
2	1	2:38.202	44.717	1:13.629	39.856	250.6	6:08.847	2	1	2:32.516	42.613	1:11.429	38.474	257.8	6:10.174
3	1	2:44.834	B 42.641	1:11.474	50.719	259.0	8:53.681	3	1	2:48.709	B 41.730	1:12.029	54.950	238.9	8:58.883
4	1	10:34.689	8:39.438	1:14.070	41.181	225.5	19:28.370	4	1	10:35.339	8:39.511	1:14.748	41.080	204.5	19:34.222
5	1	2:34.382	43.200	1:11.692	39.490	238.9	22:02.752	5	1	2:32.097	42.219	1:10.952	38.926	249.4	22:06.319
6	1	2:54.181	B 42.184	1:18.643	53.354	254.1	24:56.933	6	1	2:30.675	41.973	1:10.417	38.285	260.2	24:36.994
7	1	7:29.957	B 5:20.834	1:12.404	56.719	254.1	32:26.890	7	1	2:31.122	41.482	1:10.588	39.052	248.3	27:08.116
8	1	2:29.653	41.703	1:09.691	38.259	260.2	29:37.769	8	1	2:47.476	B 43.357	1:11.197	52.922	228.3	32:25.245
9	1	2:47.476	B 43.357	1:11.197	52.922	228.3	32:25.245	9	1	3:59.264	2:08.509	1:11.129	39.626	236.3	36:24.509
10	1	2:32.192	41.845	1:10.307	40.040	258.4	34:23.731	10	1	2:33.875	43.696	1:11.196	38.983	257.1	38:58.384
11	1	2:30.083	41.916	1:09.752	38.415	258.4	36:53.814	11	1	2:42.594	B 41.650	1:11.306	49.638	260.9	41:40.978
12	1	2:31.648	41.678	1:11.288	38.682	246.0	39:25.462	12	1	2:42.594	B 41.650	1:11.306	49.638	260.9	41:40.978
13	1	2:33.259	42.263	1:10.501	40.495	260.9	41:58.721								
<b>103</b>		<b>Speedlover</b>					Porsche 991 GT3 Cup								
		1. John DE WILDE					GT								
1	1	4:14.356	2:08.712	1:22.306	43.338	178.2	4:14.356								
2	1	2:39.224	45.344	1:13.541	40.339	247.1	6:53.580								
3	1	2:50.847	B 42.548	1:13.306	54.993	199.3	9:44.427								
4	1	9:25.372	7:33.016	1:12.998	39.358	236.3	19:09.799								
5	1	2:34.743	45.256	1:10.438	39.049	253.5	21:44.542								
6	1	2:32.622	42.173	1:11.829	38.620	241.6	24:17.164								
7	1	2:32.802	42.434	1:10.189	40.179	256.5	26:49.966								
8	1	2:31.568	42.060	1:10.732	38.776	250.0	29:21.534								
9	1	2:30.005	41.651	1:09.951	38.403	262.8	31:51.539								
10	1	2:32.192	41.845	1:10.307	40.040	258.4	34:23.731								
11	1	2:30.083	41.916	1:09.752	38.415	258.4	36:53.814								
12	1	2:31.648	41.678	1:11.288	38.682	246.0	39:25.462								
13	1	2:33.259	42.263	1:10.501	40.495	260.9	41:58.721								
<b>105</b>		<b>JR Motorsport</b>					BMW M4 Silhouette								
		1. Ward SLUYS					GT								
1	1	3:43.159	1:37.501	1:19.735	45.923	196.4	3:43.159								
2	1	2:39.192	45.692	1:13.467	40.033	225.5	6:22.351								
3	1	2:47.974	B 43.378	1:11.435	53.161	245.5	9:10.325								
4	1	11:01.322	9:06.729	1:12.976	41.617	224.5	20:11.647								
5	1	2:39.762	44.053	1:14.037	41.672	235.8	22:51.409								
6	1	2:38.273	43.218	1:12.112	42.943	244.9	25:29.682								
7	1	2:41.872	B 43.462	1:11.111	47.299	247.1	28:11.554								
8	1	4:13.408	2:16.228	1:16.300	40.880	214.7	32:24.962								
9	1	2:34.030	43.590	1:11.549	38.891	244.3	34:58.992								
10	1	2:31.129	43.009	1:09.757	38.363	246.6	37:30.121								
11	1	2:30.307	42.529	1:09.380	38.398	250.0	40:00.428								
<b>107</b>		<b>Johan Kraan Motorsport</b>					Lomborghini Super Trophoeo								
		1. Max WEERING					GT								
1	1	3:41.270	1:18.665	1:33.690	48.915	129.8	3:41.270								
2	1	2:55.312	52.422	1:20.802	42.088	150.6	6:36.582								
3	1	3:05.063	B 50.519	1:13.917	1:00.627	205.3	9:41.645								
4	1	9:41.547	7:42.044	1:17.726	41.777	172.8	19:23.192								
5	1	2:37.857	45.191	1:13.282	39.384	240.0	22:01.049								
6	1	2:33.851	43.123	1:11.426	39.302	252.3	24:34.900								
7	1	2:34.461	42.817	1:11.024	40.620	253.5	27:09.361								
8	1	2:32.802	43.045	1:10.722	39.035	252.3	29:42.163								
9	1	2:48.820	B 44.214	1:11.561	53.045	252.3	32:30.983								
10	1	3:48.282	1:57.240	1:11.801	39.241	243.2	36:19.265								
11	1	2:38.354	43.311	1:15.322	39.721	231.8	38:57.619								
12	1	2:34.134	42.585	1:11.844	39.705	239.5	41:31.753								
<b>115</b>		<b>Certainty Racing</b>					Porsche 991 GT3 Cup								
		1. Floris DULLAART					GT								
1	1	3:37.658	1:35.929	1:19.384	42.345	217.7	3:37.658								
2	1	2:32.516	42.613	1:11.429	38.474	257.8	6:10.174								
3	1	2:48.709	B 41.730	1:12.029	54.950	238.9	8:58.883								
4	1	10:35.339	8:39.511	1:14.748	41.080	204.5	19:34.222								
5	1	2:32.097	42.219	1:10.952	38.926	249.4	22:06.319								
6	1	2:30.675	41.973	1:10.417	38.285	260.2	24:36.994								
7	1	2:31.122	41.482	1:10.588	39.052	248.3	27:08.116								
8	1	2:29.653	41.703	1:09.691	38.259	260.2	29:37.769								
9	1	2:47.476	B 43.357	1:11.197	52.922	228.3	32:25.245								
10	1	3:59.264	2:08.509	1:11.129	39.626	236.3	36:24.509								
11	1	2:33.875	43.696	1:11.196	38.983	257.1	38:58.384								
12	1	2:42.594	B 41.650	1:11.306	49.638	260.9	41:40.978								
<b>119</b>		<b>Bergmann Motorsport</b>					Porsche 991 GT3 Cup								
		1. Michael BERGMANN					GT								
		2. Chris BERGMANN													
1	1	5:11.306	2:21.211	1:48.987	1:01.108	105.9	5:11.306								
2	1	3:01.206	57.816	1:21.027	42.363	177.0	8:12.512								
3	1	3:51.107	B 45.914	1:27.690	1:37.503	206.9	12:03.619								
4	1	7:20.632	5:18.672	1:17.940	44.020	187.2	19:24.251								
5	1	2:52.655	46.230	1:24.647	41.778	211.8	22:16.906								
6	1	2:41.098	45.272	1:14.728	41.098	229.8	24:58.004								
7	1	2:55.996	44.821	1:13.419	57.756	222.2	27:54.000								
8	1	2:54.021	B 45.921	1:18.144	49.956	227.8	30:48.021								
9	1	4:37.773	2:42.442	1:14.044	41.287	238.9	35:25.794								
10	1	2:39.815	44.965	1:14.094	40.756	238.9	38:05.609								
11	1	2:41.456	44.262	1:16.420	40.774	244.3	40:47.065								
<b>126</b>		<b>JJ Racing</b>					Porsche 991 GT3 Cup								
		1. Jos JANSEN					GT								
1	1	3:56.003	1:54.112	1:21.222	40.669	169.8	3:56.003								
2	1	2:42.532	44.548	1:17.534	40.450	182.7	6:38.535								
3	1	2:57.739	B 43.190	1:14.833	59.716	225.0	9:36.274								
4	1	9:25.266	7:31.022	1:14.274	39.970	218.2	19:01.540								
5	1	2:35.227	43.065	1:12.699	39.463	246.6	21:36.767								
6	1	2:33.915	43.129	1:11.869	38.917	230.8	24:10.682								
7	1	2:34.301	42.567	1:12.759	38.975	222.2	26:44.983								
8	1	2:37.481	42.489	1:13.957	41.035	251.7	29:22.464		</						



# SUPERCAR CHALLENGE + GT&PROTO CH


## SPA EURO RACE

### FREE PRACTICE 2

### Sector Analysis

■ Personal Best   ■ Session Best   ■ Crossing the finish line in the pit lane

Lap	D	Time	Sector 1	Sector 2	Sector 3	T.Spd	Elapsed	Lap	D	Time	Sector 1	Sector 2	Sector 3	T.Spd	Elapsed
<b>128</b>	ITRIS Racing Team 1. Alfred WINKLER Porsche 991 Cup GT							<b>208</b>	JR Motorsport 1. Ted VAN VLIET BMW E92 V8 SSP1						
1	1	7:11.800	5:04.058	1:24.518	43.224	181.2	7:11.800	1	1	4:16.234	1:57.888	1:30.857	47.489	149.2	4:16.234
2	1	3:33.010	B 45.304	1:19.642	1:28.064	236.8	10:44.810	2	1	2:57.519	52.562	1:21.175	43.782	200.7	7:13.753
3	1	9:24.933	7:19.719	1:19.954	45.260	232.8	20:09.743	3	1	3:57.776	B 48.335	1:22.623	1:46.818	227.4	11:11.529
4	1	2:48.444	46.551	1:18.548	43.345	208.5	22:58.187	4	1	8:26.523	6:20.662	1:20.245	45.616	218.6	19:38.052
5	1	2:42.892	44.501	1:16.821	41.570	210.9	25:41.079	5	1	2:48.341	48.017	1:16.902	43.422	224.5	22:26.393
6	1	2:40.903	44.212	1:15.633	41.058	204.5	28:21.982	6	1	2:50.154	48.660	1:18.410	43.084	206.9	25:16.547
7	1	2:39.712	45.244	1:13.873	40.595	200.0	31:01.694	7	1	2:46.690	47.652	1:16.622	42.416	227.8	28:03.237
8	1	2:38.724	44.299	1:13.963	40.462	210.9	33:40.418	8	1	2:49.123	47.446	1:17.781	43.896	222.7	30:52.360
9	1	2:37.619	44.487	1:12.688	40.444	221.3	36:18.037	9	1	2:47.940	47.460	1:17.846	42.634	227.8	33:40.300
10	1	2:42.906	44.247	1:16.809	41.850	234.3	39:00.943	10	1	2:46.962	47.024	1:17.185	42.753	230.3	36:27.262
11	1	2:37.648	44.607	1:12.986	40.055	225.0	41:38.591	11	1	2:45.876	46.796	1:17.269	41.811	228.8	39:13.138
								12	1	2:56.353	B 47.200	1:15.048	54.105	229.8	42:09.491
<b>150</b>	Speedlover 1. Pierre -Yves YVES PAQUE 2. Gregory PAISSE Porsche 991 GT3 Cup GT							<b>210</b>	Ferry Monster Autosport 1. Thijmen NABUURS 2. Lorenzo VAN RIET Leon Cupra TCR SSP1						
1	1	5:50.626	3:39.914	1:25.198	45.514	169.3	5:50.626	1	1	3:28.851	B 1:04.614	1:28.392	55.845	154.3	3:28.851
2	1	2:37.071	43.218	1:14.062	39.791	238.4	8:27.697	2	1	4:18.312	2:21.471	1:15.632	41.209	213.4	7:47.163
3	1	3:58.659	B 45.711	1:28.752	1:44.196	155.8	12:26.356	3	1	4:01.495	B 45.258	1:22.238	1:53.999	236.8	11:48.658
4	1	7:44.400	5:47.453	1:14.833	42.114	226.9	20:10.756	4	1	7:41.496	5:37.691	1:20.416	43.389	210.9	19:30.154
5	1	2:42.477	44.059	1:15.894	42.524	216.0	22:53.233	5	1	2:50.642	B 46.465	1:13.618	50.559	226.9	22:20.796
6	1	2:43.838	B 42.219	1:12.452	49.167	251.2	25:37.071	6	1	5:02.400	3:06.264	1:13.212	42.924	230.8	27:23.196
7	1	3:47.433	1:55.022	1:13.198	39.213	212.6	29:24.504	7	1	2:47.202	B 45.407	1:12.693	49.102	232.8	30:10.398
8	1	2:32.003	41.909	1:11.372	38.722	244.3	31:56.507	8	1	4:41.003	2:45.934	1:14.400	40.669	233.3	34:51.401
9	1	2:33.536	42.106	1:12.321	39.109	240.5	34:30.043	9	1	2:35.841	44.759	1:11.239	39.843	239.5	37:27.242
10	1	2:32.508	42.001	1:11.645	38.862	255.3	37:02.551	10	1	2:38.850	44.652	1:14.488	39.710	239.5	40:06.092
11	1	2:45.656	B 42.265	1:13.590	49.801	242.2	39:48.207								
<b>201</b>	Febo Racing Team 1. Dennis DE BORST 2. Stan VAN OORD Leon Cupra TCR SSP1							<b>222</b>	Blueberry Racing 1. Ronald VAN LOON 2. Luuk VAN LOON BMW E46 M3 SSP1						
1	1	3:36.947	1:14.313	1:34.003	48.631	148.1	3:36.947	1	1	4:43.182	2:38.017	1:22.162	43.003	186.9	4:43.182
2	1	3:10.488	1:01.583	1:24.953	43.952	152.8	6:47.435	2	1	2:43.909	46.202	1:15.784	41.923	232.8	7:27.091
3	1	3:15.339	B 48.149	1:20.333	1:06.857	162.2	10:02.774	3	1	3:53.550	B 46.200	1:22.093	1:45.257	231.3	11:20.641
4	1	9:28.157	7:17.565	1:28.042	42.550	163.9	19:30.931	4	1	8:50.383	6:46.516	1:18.537	45.330	215.6	20:11.024
5	1	2:56.829	B 46.137	1:14.223	56.469	214.7	22:27.760	5	1	2:50.496	46.964	1:18.859	44.673	227.4	23:01.520
6	1	4:35.759	B 2:24.269	1:17.374	54.116	196.0	27:03.519	6	1	2:44.683	46.264	1:16.669	41.750	233.8	25:46.203
7	1	4:22.425	2:23.091	1:15.755	43.579	223.6	31:25.944	7	1	2:49.209	45.861	1:20.760	42.588	230.3	28:35.412
8	1	2:36.861	45.796	1:11.416	39.649	234.8	34:02.805	8	1	3:00.955	B 47.538	1:18.593	54.824	221.3	31:36.367
9	1	2:34.754	44.036	1:11.273	39.445	240.5	36:37.559								
10	1	2:44.049	43.885	1:13.268	46.896	241.1	39:21.608								
11	1	2:49.469	B 43.839	1:11.375	54.255	243.2	42:11.077								
<b>202</b>	Ferry Monster Autosport 1. René STEENMETZ 2. Stephan POLDERMAN Leon Cupra TCR SSP1							<b>245</b>	Hadders Plaza 1. Robert VAN DEN BERG 2. Benjamin VAN DEN BERG BMW E90 SSP1						
1	1	3:05.203	56.939	1:23.520	44.744	184.9	3:05.203	1	1	4:39.702	2:35.992	1:20.130	43.580	199.6	4:39.702
2	1	2:46.571	47.656	1:16.161	42.754	223.6	5:51.774	2	1	2:42.920	46.125	1:15.434	41.361	231.8	7:22.622
3	1	2:54.440	B 45.889	1:12.482	56.069	232.3	8:46.214	3	1	3:54.053	B 45.180	1:18.779	1:50.094	236.3	11:16.675
4	1	10:18.970	8:18.129	1:18.332	42.509	210.5	19:05.184	4	1	7:46.376	5:49.789	1:14.625	41.962	225.9	19:03.051
5	1	2:37.866	45.341	1:12.450	40.075	238.4	21:43.050	5	1	2:38.307	44.765	1:12.959	40.583	237.9	21:41.358
6	1	2:43.806	B 45.194	1:12.152	46.460	239.5	24:26.856	6	1	2:37.819	44.870	1:12.085	40.864	237.9	24:19.177
7	1	4:12.848	2:11.860	1:19.780	41.208	200.7	28:39.704	7	1	2:45.678	B 44.831	1:13.365	47.482	236.8	27:04.855
8	1	2:43.726	45.405	1:16.999	41.322	210.9	31:23.430	8	1	4:15.698	2:19.316	1:15.248	41.134	211.8	31:20.553
9	1	2:35.997	43.944	1:12.101	39.952	243.2	33:59.427	9	1	2:41.234	45.540	1:14.784	40.910	235.3	34:01.787
10	1	2:35.937	44.185	1:11.809	39.943	242.2	36:35.364	10	1	2:39.342	45.185	1:13.272	40.885	228.8	36:41.129
11	1	2:44.330	44.117	1:12.738	47.475	243.2	39:19.694	11	1	2:43.054	45.135	1:13.887	44.032	237.9	39:24.183
12	1	2:36.775	44.357	1:11.712	40.706	242.2	41:56.469	12	1	3:05.893	B 47.440	1:22.995	55.458	212.2	42:30.076
<b>246</b>	Stichting Euro Autosport 1. Ruud OLIJ BMW E92 M3 SSP1														



# SUPERCAR CHALLENGE + GT&PROTO CH

## SPA EURO RACE

### FREE PRACTICE 2

## Sector Analysis

■ Personal Best   ■ Session Best   ■ Crossing the finish line in the pit lane

Lap	D	Time	Sector 1	Sector 2	Sector 3	T.Spd	Elapsed	Lap	D	Time	Sector 1	Sector 2	Sector 3	T.Spd	Elapsed
1	1	4:13.007	1:55.658	1:30.931	46.418	139.4	4:13.007	2	1	2:58.065	54.347	1:20.287	43.431	157.7	6:31.362
2	1	2:48.472	48.954	1:17.475	42.043	227.4	7:01.479	3	1	2:59.881 B	46.730	1:13.613	59.538	209.3	9:31.243
3	1	3:21.791 B	46.973	1:19.181	1:15.637	213.4	10:23.270	4	1	10:57.079	8:45.921	1:24.066	47.092	164.1	20:28.322
4	1	9:16.487	7:13.473	1:20.843	42.171	194.6	19:39.757	5	1	2:40.470	47.036	1:12.545	40.889	221.8	23:08.792
5	1	2:41.893	45.687	1:14.659	41.547	240.0	22:21.650	6	1	3:09.414	55.126	1:27.467	46.821	165.9	26:18.206
6	1	2:40.058	45.378	1:13.710	40.970	239.5	25:01.708	7	1	2:35.337	44.808	1:10.436	40.093	232.3	28:53.543
7	1	2:38.480	44.982	1:12.767	40.731	241.1	27:40.188	8	1	2:37.373	44.983	1:11.999	40.391	237.9	31:30.916
8	1	2:38.700	44.889	1:12.517	41.294	241.1	30:18.888	9	1	2:42.516 B	44.080	1:11.728	46.708	231.8	34:13.432
9	1	2:38.827	45.059	1:12.976	40.792	240.0	32:57.715	10	1	4:21.925	2:28.061	1:12.903	40.961	226.4	38:35.357
10	1	2:42.888	47.677	1:14.051	41.160	240.0	35:40.603	11	1	2:36.054	44.554	1:11.411	40.089	237.4	41:11.411
11	1	2:42.506	45.871	1:14.921	41.714	236.8	38:23.109								
12	1	2:40.765	45.535	1:14.188	41.042	234.8	41:03.874								

**250** Bas Koeten Racing Audi RS3 TCR LMS SSP1  
1. Oscar GRAPER

1	1	3:12.763	1:02.593	1:21.069	49.101	163.1	3:12.763
2	1	2:39.424	45.628	1:13.054	40.742	235.8	5:52.187
3	1	2:48.130	45.735	1:13.286	49.109	222.7	8:40.317
4	1	3:56.954 B	46.939	1:28.366	1:41.649	165.4	12:37.271
5	1	7:55.873 B	5:45.395	1:16.878	53.600	190.1	20:33.144
6	1	7:14.940 B	5:02.975	1:17.845	54.120	207.7	27:48.084

**259** BS Racing Team BMW E46 GTR SSP1  
1. Marcel VAN DE MAAT

1	1	19:52.643	...	1:34.143	51.124	121.9	19:52.643
2	1	2:54.668	51.783	1:18.980	43.905	199.3	22:47.311
3	1	2:47.680	48.004	1:17.130	42.546	226.4	25:34.991
4	1	2:44.009	47.108	1:14.982	41.919	213.9	28:19.000
5	1	2:41.255	46.127	1:13.955	41.173	233.3	31:00.255
6	1	2:41.966	46.468	1:14.641	40.857	230.3	33:42.221
7	1	2:43.964	46.251	1:15.624	42.089	233.3	36:26.185
8	1	2:41.816	45.967	1:14.778	41.071	232.3	39:08.001
9	1	2:40.479	46.121	1:13.254	41.104	233.3	41:48.480

**262** Van der Kooi Racing Lotus Exige V6 SSP1  
1. Roelant DE WAARD

1	1	6:55.236	4:42.995	1:26.788	45.453	161.9	6:55.236
2	1	15:53.647 B	46.692			241.1	22:48.883

**264** DK-Racing powered by FMA VW Golf TCR SSP1  
1. Jonas DE KIMPE  
2. Martin HUISMAN

1	1	3:44.939	1:16.595	1:37.727	50.617	132.2	3:44.939
2	1	3:16.124	55.417	1:33.205	47.502	131.4	7:01.063
3	1	3:43.228 B	51.908	1:22.866	1:28.454	184.9	10:44.291
4	1	8:38.192	6:34.468	1:20.421	43.303	138.8	19:22.483
5	1	2:41.812	47.415	1:13.844	40.553	208.9	22:04.295
6	1	2:35.445	45.158	1:10.495	39.792	235.3	24:39.740
7	1	2:35.128	44.656	1:10.590	39.882	234.8	27:14.868
8	1	2:45.307 B	44.757	1:10.966	49.584	235.8	30:00.175
9	1	4:18.789	2:22.341	1:15.263	41.185	225.9	34:18.964
10	1	2:39.858	46.895	1:12.433	40.530	231.3	36:58.822
11	1	2:43.240	46.706	1:14.282	42.252	228.8	39:42.062
12	1	2:39.490	45.519	1:11.949	42.022	233.8	42:21.552

**266** Ferry Monster Autosport Leon Cupra TCR SSP1  
1. Max VEELS  
2. Jack VAN DER ENDE

1	1	3:33.297	1:11.527	1:31.710	50.060	160.7	3:33.297
---	---	----------	----------	----------	--------	-------	----------

**299** Veno Racing Porsche SSP1  
1. Pascal TEEKENS  
2. Hielke OOSTEN

1	1	4:44.228	2:39.141	1:21.656	43.431	186.2	4:44.228
2	1	2:45.363	45.837	1:16.641	42.885	236.8	7:29.591
3	1	3:54.997 B	45.974	1:23.615	1:45.408	208.1	11:24.588
4	1	8:37.220	6:35.675	1:16.783	44.762	197.1	20:01.808
5	1	2:43.005	46.101	1:15.800	41.104	208.9	22:44.813
6	1	2:45.711	45.922	1:16.483	43.306	208.9	25:30.524
7	1	2:42.043	45.782	1:14.993	41.268	221.8	28:12.567
8	1	2:41.740	45.536	1:14.167	42.037	226.9	30:54.307
9	1	2:41.512	46.365	1:14.373	40.774	222.2	33:35.819
10	1	3:02.424 B	50.141	1:15.952	56.331	213.4	36:38.243

**303** Veno Racing BMW Zilhouette SSP2  
1. Maxime OOSTEN  
2. Milan TEEKENS


1	1	5:13.390	2:48.450	1:33.877	51.063	141.4	5:13.390
2	1	3:06.437	55.139	1:26.236	45.062	152.8	8:19.827
3	1	4:04.062 B	51.824	1:28.781	1:43.457	144.4	12:23.889
4	1	7:42.962	5:32.639	1:24.219	46.104	198.2	20:06.851
5	1	2:57.260	49.672	1:22.318	45.270	166.4	23:04.111
6	1	2:50.806	48.480	1:19.141	43.185	214.3	25:54.917
7	1	2:50.479	47.600	1:19.376	43.503	209.3	28:45.396
8	1	2:49.651	47.152	1:18.931	43.568	200.4	31:35.047
9	1	2:59.835 B	48.398	1:17.892	53.545	214.7	34:34.882
10	1	5:22.528	3:20.603	1:18.707	43.218	212.6	39:57.410
11	1	3:02.932 B	47.826	1:18.369	56.737	221.8	43:00.342

**305** Johan Kraan Motorsport Saker SSP2  
1. Robin GREENHALGH  
2. Jerome GREENHALGH

1	1	3:30.545	1:15.516	1:28.281	46.748	136.4	3:30.545
2	1	2:48.111	46.803	1:19.322	41.986	213.9	6:18.656
3	1	3:34.120 B	47.296	1:42.572	1:04.252	228.8	9:52.776
4	1	9:32.190	7:32.806	1:17.123	42.261	213.0	19:24.966
5	1	2:42.650	46.622	1:15.074	40.954	220.0	22:07.616
6	1	2:50.990 B	45.211	1:14.003	51.776	223.1	24:58.606
7	1	4:34.494	2:34.288	1:18.114	42.092	212.2	29:33.100
8	1	2:46.694	46.773	1:17.270	42.651	219.5	32:19.794
9	1	2:46.188	46.988	1:16.270	42.930	225.9	35:05.982
10	1	2:43.411	46.646	1:14.660	42.105	226.4	37:49.393
11	1	2:48.694	46.213	1:19.493	42.988	229.3	40:38.087

**306** MWR Racing BMW E36 M3 SSP2  
1. Remco DE BEUS

1	1	3:43.714	1:20.295	1:33.311	50.108	125.6	3:43.714
2	1	2:58.827	52.578	1:20.786	45.463	194.6	6:42.541
3	1	3:14.730 B	51.907	1:20.537	1:02.286	167.4	9:57.271



# SUPERCAR CHALLENGE + GT&PROTO CH

## SPA EURO RACE

### FREE PRACTICE 2

### Sector Analysis

■ Personal Best   ■ Session Best   B Crossing the finish line in the pit lane

Lap	D	Time	Sector 1	Sector 2	Sector 3	T.Spd	Elapsed
4	1	10:05.373	7:55.911	1:21.836	47.626	184.9	20:02.644
5	1	2:58.644	50.432	1:22.307	45.905	189.1	23:01.288
6	1	2:56.139	51.414	1:19.893	44.832	187.2	25:57.427
7	1	2:54.709	50.325	1:18.556	45.828	195.3	28:52.136
8	1	<b>2:52.687</b>	50.018	<b>1:17.940</b>	<b>44.729</b>	205.3	31:44.823
9	1	2:54.269	<b>49.673</b>	1:19.670	44.926	193.5	34:39.092
10	1	3:16.488B	53.054	1:24.272	59.162	170.1	37:55.580

401		Traxx Racing Team		Peugeot RCZ Cup			
		1.Chris VOET		SP			
		2.Bart VAN DEN BROECK					
1	1	4:25.974	2:06.789	1:31.550	47.635	160.5	4:25.974
2	1	3:02.605	52.092	1:24.268	46.245	202.6	7:28.579
3	1	4:04.752B	51.112	1:31.350	1:42.290	207.3	11:33.331
4	1	8:30.485	6:18.216	1:23.166	49.103	193.5	20:03.816
5	1	3:01.108	51.588	1:22.602	46.918	184.3	23:04.924
6	1	3:06.223B	51.060	1:21.364	53.799	203.8	26:11.147
7	1	4:43.213	2:32.247	1:22.378	48.588	201.9	30:54.360
8	1	2:57.049	50.313	1:21.431	45.305	204.9	33:51.409
9	1	2:54.908	50.129	1:20.308	<b>44.471</b>	207.3	36:46.317
10	1	2:55.958	49.843	1:20.710	45.405	207.7	39:42.275
11	1	<b>2:53.806</b>	<b>49.797</b>	<b>1:19.011</b>	44.998	207.3	42:36.081

402		Spirit Racing		Renault Clio 1.6 Turbo			
		1.Rob NIEMAN		SP			
1	1	3:45.719	1:26.268	1:28.628	50.823	158.6	3:45.719
2	1	2:57.345	52.612	1:20.154	44.579	192.9	6:43.064
3	1	4:58.538B	50.028	1:18.129	2:50.381	204.2	11:41.602
4	1	7:45.844	5:38.030	1:22.253	45.561	167.7	19:27.446
5	1	2:54.094	49.878	1:18.876	45.340	195.7	22:21.540
6	1	4:38.362B	<b>49.427</b>	1:23.347	2:25.588	209.7	26:59.902
7	1	3:20.194	1:08.642	1:24.589	46.963	190.8	30:20.096
8	1	<b>2:52.855</b>	50.341	<b>1:18.107</b>	44.407	207.7	33:12.951
9	1	2:54.616	51.238	1:19.098	<b>44.280</b>	204.9	36:07.567
10	1	3:41.787	49.590	2:04.124	48.073	207.7	39:49.354

403		Racing Team Tappel		BMW Zilhouette 2.0			
		1.Henk TAPPEL		SP			
1	1	5:03.096	2:48.759	1:24.876	49.461	147.3	5:03.096
2	1	3:01.000	53.654	1:21.500	45.846	187.2	8:04.096
3	1	3:54.519B	52.147	1:28.502	1:33.870	197.8	11:58.615
4	1	7:43.950	5:34.747	1:22.572	46.631	193.5	19:42.565
5	1	<b>2:56.042</b>	51.872	<b>1:18.730</b>	45.440	198.2	22:38.607
6	1	3:00.236	<b>51.643</b>	1:23.182	45.411	196.4	25:38.843
7	1	2:58.897	51.836	1:20.748	46.313	200.4	28:37.740
8	1	2:56.975	52.229	1:19.419	<b>45.327</b>	200.4	31:34.715
9	1	3:05.895B	52.025	1:19.606	54.264	201.9	34:40.610
10	1	4:42.667	2:30.737	1:23.060	48.870	201.1	39:23.277
11	1	3:09.433B	52.883	1:20.308	56.242	196.7	42:32.710

410		Certainty Racing		Renault Clio 4			
		1.Tim SCHULTE		SP			
		2.Dillon KOSTER					
1	1	4:21.715	2:00.808	1:31.475	49.432	131.4	4:21.715
2	1	3:02.879	53.200	1:22.422	47.257	193.2	7:24.594
3	1	4:05.345B	52.616	1:31.808	1:40.921	195.3	11:29.939
4	1	8:27.226	6:19.156	1:21.029	47.041	191.2	19:57.165
5	1	2:58.760	52.180	1:19.908	46.672	194.9	22:55.925
6	1	2:58.344	51.929	1:20.106	46.309	194.2	25:54.269


Lap	D	Time	Sector 1	Sector 2	Sector 3	T.Spd	Elapsed
7	1	2:56.441	51.997	1:18.905	<b>45.539</b>	195.3	28:50.710
8	1	<b>2:56.152</b>	<b>51.801</b>	<b>1:18.513</b>	45.838	196.7	31:46.862
9	1	3:11.321B	52.540	1:21.786	56.995	195.3	34:58.183

427		BlueBerry Racing		Mazda MX-5			
		1.Dick VAN ELK		SP			
1	1	5:07.777	2:40.351	1:34.044	53.382	148.1	5:07.777
2	1	3:11.576	57.858	1:25.492	48.226	161.0	8:19.353
3	1	4:11.577B	56.052	1:28.510	1:47.015	175.3	12:30.930
4	1	6:49.944	4:36.153	1:24.641	49.150	172.8	19:20.874
5	1	3:07.522	58.181	1:21.860	47.481	183.4	22:28.396
6	1	3:00.774	53.327	<b>1:19.373</b>	48.074	185.2	25:29.170
7	1	3:00.444	53.796	1:20.106	46.542	185.6	28:29.614
8	1	3:02.962	54.331	1:21.669	46.962	185.6	31:32.576
9	1	3:04.326	57.902	1:19.938	<b>46.486</b>	175.9	34:36.902
10	1	<b>2:59.632</b>	<b>53.157</b>	1:19.699	46.776	184.9	37:36.534
11	1	3:01.812	53.708	1:20.364	47.740	184.0	40:38.346

499		Spirit Racing		Renault Clio 1.6 Turbo			
		1.John VAN DER VOORT		SP			
		2.Sandra VAN DER SLOOT					
1	1	3:47.162	1:30.149	1:27.039	49.974	169.5	3:47.162
2	1	3:07.499	52.823	1:26.651	48.025	185.2	6:54.661
3	1	9:03.827B	52.886	1:35.779	6:35.162	187.5	15:58.488
4	1	3:52.910	1:37.662	1:26.310	48.938	192.9	19:51.398
5	1	3:15.379	54.809	1:22.816	57.754	199.6	23:06.777
6	1	2:58.591	50.888	1:20.441	47.262	205.3	26:05.368
7	1	3:22.438B	53.631	1:24.746	1:04.061	193.5	29:27.806
8	1	4:50.217	2:45.607	1:19.873	44.737	194.9	34:18.023
9	1	2:52.784	50.350	1:17.832	44.602	204.5	37:10.807
10	1	<b>2:49.849</b>	<b>49.498</b>	<b>1:16.656</b>	<b>43.695</b>	206.9	40:00.656

601		Prime Racing		Ginetta Nissan G57			
		1.Jean-Pierre PIERRE LEQUE		LMP3			
		2.Jean Marc UEBERECKEN					
1	1	3:29.035	1:27.210	1:18.992	42.833	197.8	3:29.035
2	1	2:25.358	41.261	1:07.544	36.553	264.1	5:54.393
3	1	2:28.166	42.172	1:07.798	38.196	264.7	8:22.559
4	1	3:46.860B	41.307	1:22.801	1:42.752	226.9	12:09.419
5	1	6:57.252	5:09.570	1:10.229	37.453	224.1	19:06.671
6	1	2:23.414	40.222	1:06.567	36.625	264.1	21:30.085
7	1	<b>2:21.488</b>	39.928	<b>1:05.637</b>	<b>35.923</b>	268.7	23:51.573
8	1	2:21.913	39.872	1:05.638	36.403	269.3	26:13.486
9	1	2:26.144	40.866	1:07.344	37.934	263.4	28:39.630
10	1	2:28.720	43.635	1:08.226	36.859	235.8	31:08.350
11	1	2:25.416	40.170	1:08.254	36.992	260.9	33:33.766
12	1	2:21.937	39.874	1:05.827	36.236	270.7	35:55.703
13	1	2:23.304	40.595	1:05.953	36.756	271.4	38:19.007
14	1	2:22.948	<b>39.665</b>	1:06.431	36.852	265.4	40:41.955

603		EDEKA Aschoff Racing		Ginetta Nissan G58			
		1.Max ASCHOFF		LMP3			
1	1	4:13.026	2:23.256	1:10.462	39.308	193.5	4:13.026
2	1	2:29.686	42.943	1:09.129	37.614	259.0	6:42.712
3	1	2:47.740B	41.702	1:09.880	56.158	226.9	9:30.452
4	1	11:06.435	9:18.585	1:09.323	38.527	180.6	20:36.887
5	1	2:29.397	41.047	1:08.828	39.522	264.1	23:06.284
6	1	2:33.937	44.082	1:11.633	38.222	257.1	25:40.221
7	1	2:28.851	41.373	1:09.093	38.385	264.7	28:09.072



# SUPERCAR CHALLENGE + GT&PROTO CH


## SPA EURO RACE

### FREE PRACTICE 2

## Sector Analysis

■ Personal Best   ■ Session Best   ■ Crossing the finish line in the pit lane

Lap	D	Time	Sector 1	Sector 2	Sector 3	T.Spd	Elapsed	Lap	D	Time	Sector 1	Sector 2	Sector 3	T.Spd	Elapsed							
8	1	2:33.414	B	41.266	1:07.309	44.839	266.0	30:42.486	4	1	4:15.188	B			13:07.817							
9	1	4:46.956		3:01.081	1:07.656	38.219	250.0	35:29.442	5	1	6:11.061				19:18.878							
10	1	2:24.890		40.740	1:07.108	37.042	264.1	37:54.332	6	1	2:55.939	B			22:14.817							
11	1	2:24.409		40.464	1:07.122	36.823	266.7	40:18.741	7	1	3:46.356				26:01.173							
<b>605</b> Team Clim Air Ligier LMP3 1. Laurents HÖRR LMP3 2. Pieder DECURTINS								<b>809</b> Kraft Racing Norma M20FC 1. Tom BOONEN CN 2. Tim VERBERGT														
1	1	3:43.321		1:52.923	1:09.198	41.200	209.7	3:43.321	1	1	5:38.225				5:38.225							
2	1	2:29.450		42.634	1:09.224	37.592	249.4	6:12.771	2	1	2:30.242				8:08.467							
3	1	2:30.152		41.503	1:07.336	41.313	254.7	8:42.923	3	1	12:10.070				20:18.537							
4	1	3:57.844	B	45.556	1:27.621	1:44.667	190.5	12:40.767	4	1	8:00.664				28:19.201							
5	1	7:46.237		5:14.338	1:12.021	1:19.878	213.0	20:27.004	5	1	2:29.238				30:48.439							
6	1	2:34.443		44.071	1:08.855	41.517	248.3	23:01.447	6	1	2:27.529				33:15.968							
7	1	2:34.290		43.515	1:10.587	40.188	247.1	25:35.737	7	1	2:30.485				35:46.453							
8	1	2:30.067		43.721	1:09.894	39.452	247.7	28:08.804	8	1	2:29.235				38:15.688							
9	1	2:34.672		43.049	1:12.372	39.251	226.9	30:43.476	9	1	2:28.438				40:44.126							
10	1	2:29.808		42.452	1:08.342	39.014	251.7	33:13.284	<b>844</b> Neil Primrose Racing Norma M20FC 1. Neil PRIMROSE CN 2. Samuel ALLPASS													
11	1	2:29.642		42.602	1:08.192	38.848	250.0	35:42.926	1	1	8:44.258	6:46.984	1:10.920	46.354	156.5	8:44.258						
12	1	2:30.683		43.108	1:08.061	39.514	250.6	38:13.609	2	1	4:17.223	B	1:01.121	1:50.387	1:25.715	121.9	13:01.481					
13	1	2:28.007		41.926	1:07.651	38.430	253.5	40:41.616	3	1	6:35.004	4:36.039	1:15.114	43.851	183.4	19:36.485						
<b>606</b> DKR Engineering Norma M30 LMP3 1. Marcello MARATEOTTO LMP3								4								1	2:39.702	45.328	1:12.541	41.833	229.8	22:16.187
1	1	4:28.046		2:36.734	1:12.424	38.888	203.8	4:28.046	5	1	2:48.108	B	43.961	1:12.943	51.204	230.8	25:04.295					
2	1	2:30.779		43.392	1:08.333	39.054	252.3	6:58.825	6	1	10:01.815	8:05.065	1:14.100	42.650	226.9	35:06.110						
3	1	2:51.085	B	42.184	1:08.769	1:00.132	257.8	9:49.910	7	1	2:35.162	43.886	1:10.407	40.869	231.8	37:41.272						
4	1	8:54.974		7:11.394	1:06.718	36.862	248.3	18:44.884	8	1	2:31.773	42.859	1:09.180	39.734	234.3	40:13.045						
5	1	2:21.031		40.339	1:04.716	35.976	264.1	21:05.915	<b>901</b> Roke Racing Radical SR3RS 1. Antoine MATTÉO SR3 2. Hector GOURAUD													
6	1	2:20.379		39.940	1:04.142	36.297	262.8	23:26.294	1	1	4:18.899	1:51.021	1:39.652	48.226	136.5	4:18.899						
7	1	2:26.275		39.822	1:07.454	38.999	254.7	25:52.569	2	1	2:57.260	53.359	1:20.022	43.879	192.5	7:16.159						
8	1	2:39.994	B	44.635	1:07.964	47.395	255.3	28:32.563	3	1	3:58.246	B	49.431	1:20.449	1:48.366	204.5	11:14.405					
9	1	7:15.544		5:15.086	1:05.983	54.475	260.2	35:48.107	4	1	8:50.147	6:46.543	1:19.227	44.377	170.6	20:04.552						
10	1	2:24.903		41.254	1:05.101	38.548	263.4	38:13.010	5	1	2:57.106	49.176	1:21.917	46.013	191.2	23:01.658						
11	1	2:22.328		39.875	1:04.475	37.978	266.0	40:35.338	6	1	2:46.423	47.996	1:15.360	43.067	209.3	25:48.081						
<b>657</b> T2 Racing Ligier LMP3 1. Stephan RUPP LMP3 2. Vincent CAPILLAIRE								7								1	2:46.310	47.425	1:15.895	42.990	206.9	28:34.391
1	1	2:29.236		46.054	1:06.721	36.461	234.3	2:29.236	8	1	2:52.383	48.814	1:20.360	43.209	202.2	31:26.774						
2	1	2:22.040		40.278	1:04.620	37.142	266.7	4:51.276	9	1	2:41.933	46.679	1:12.785	42.469	210.5	34:08.707						
3	1	2:24.633		39.465	1:08.699	36.469	262.8	7:15.909	10	1	2:40.772	46.945	1:11.406	42.421	208.5	36:49.479						
4	1	2:47.916	B	39.820	1:05.046	1:03.050	272.0	10:03.825	11	1	2:45.684	46.827	1:15.813	43.044	206.9	39:35.163						
5	1	9:23.374		7:31.406	1:12.284	39.684	252.9	19:27.199	12	1	2:43.324	46.809	1:13.216	43.299	207.3	42:18.487						
6	1	2:30.980		43.000	1:10.269	37.711	250.6	21:58.179	<b>914</b> BS Racing by Baticonsult Radical SR3 RSX 1. Alain BERG SR3													
7	1	2:26.424		41.617	1:06.842	37.965	266.0	24:24.603	1	1	3:10.513	1:05.703	1:21.587	43.223	147.3	3:10.513						
8	1	2:24.845		40.679	1:06.787	37.379	267.3	26:49.448	2	1	2:36.708	45.188	1:11.451	40.069	216.0	5:47.221						
9	1	2:27.142		41.910	1:07.966	37.266	262.1	29:16.590	3	1	2:35.926	44.409	1:10.673	40.844	220.0	8:23.147						
10	1	2:22.767		40.881	1:05.434	36.452	266.7	31:39.357	4	1	3:56.685	B	47.547	1:24.804	1:44.334	147.7	12:19.832					
11	1	2:25.912		42.066	1:06.841	37.005	268.0	34:05.269	5	1	7:47.213	5:50.174	1:13.999	43.040	196.7	20:07.045						
12	1	2:26.217		41.069	1:07.549	37.599	270.0	36:31.486	6	1	2:40.361	47.076	1:12.895	40.390	201.1	22:47.406						
13	1	2:29.777		41.336	1:10.475	37.966	247.1	39:01.263														
14	1	2:26.887		40.894	1:08.555	37.438	265.4	41:28.150														
<b>807</b> Kraft Racing Norma M20FC 1. Stienes LONGIN CN 2. Evan MEUNIE																						
1	1	3:30.347						3:30.347														
2	1	2:45.355						6:15.702														
3	1	2:36.927						8:52.629														



**SUPERCAR CHALLENGE + GT&PROTO CH**  
**SPA EURO RACE**  
**FREE PRACTICE 2**

**Sector Analysis**

■ Personal Best

■ Session Best

■ Crossing the finish line in the pit lane

Lap	D	Time	Sector 1	Sector 2	Sector 3	T.Sp	Elapsed	Lap	D	Time	Sector 1	Sector 2	Sector 3	T.Sp	Elapsed
7	1	2:41.379	44.285	1:13.881	43.213	216.9	25:28.785								
8	1	2:38.153	44.546	1:11.258	42.349	212.2	28:06.938								
9	1	2:40.270	44.195	1:15.017	41.058	214.7	30:47.208								
10	1	2:33.482	44.778	1:09.209	39.495	205.7	33:20.690								
11	1	2:32.624	<b>43.927</b>	1:08.559	40.138	225.5	35:53.314								
12	1	<b>2:31.528</b>	44.679	<b>1:07.429</b>	<b>39.420</b>	217.7	38:24.842								
13	1	2:35.028	44.206	1:11.060	39.762	221.3	40:59.870								