

SUPERCAR CHALLENGE + GT&PROTO CH


SPA EURO RACE

FREE PRACTICE 1

Sector Analysis

■ Personal Best ■ Session Best ■ Crossing the finish line in the pit lane

Lap	D	Time	Sector 1	Sector 2	Sector 3	T.Spd	Elapsed	Lap	D	Time	Sector 1	Sector 2	Sector 3	T.Spd	Elapsed	
102		BODA Racing					Porsche 991 GT3 Cup									
		1.Bob HERBER					GT									
1	1	3:30.662	1:20.707	1:26.637	43.318	135.2	3:30.662	7	1	4:55.730	3:03.616	1:12.673	39.441	233.8	28:36.801	
8	1	2:32.248		42.149	1:11.275	38.824	251.7	31:09.049	9	1	2:32.072	42.236	1:10.835	39.001	241.6	33:41.121
10	1	2:32.107		42.393	1:11.113	38.601	223.6	36:13.228	10	1	2:32.107	42.393	1:11.113	38.601	223.6	36:13.228
11	1	4:23.317	1:22.753	2:07.686	52.878	81.0	40:36.545	11	1	4:23.317	1:22.753	2:07.686	52.878	81.0	40:36.545	
103		Speedlover					Porsche 991 GT3 Cup									
		1.John DE WILDE					GT									
1	1	14:48.199					14:48.199	119		Bergmann Motorsport					Porsche 991 GT3 Cup	
2	1	2:31.994					17:20.193			1.Michael BERGMANN					GT	
3	1	2:31.254					19:51.447			2.Cris BERGMAN						
4	1	2:32.430					22:23.877	1	1	5:05.134	2:44.132	1:31.669	49.333	153.6	5:05.134	
5	1	2:31.906					24:55.783	2	1	4:11.232 B	47.438	1:31.096	1:52.698	196.7	9:16.366	
6	1	2:30.310					27:26.093	3	1	6:59.066	4:58.446	1:18.828	41.792	194.2	16:15.432	
								4	1	2:41.960	45.570	1:15.590	40.800	225.0	18:57.392	
								5	1	2:39.118	44.938	1:13.729	40.451	240.0	21:36.510	
								6	1	2:48.904 B	46.094	1:13.746	49.064	235.8	24:25.414	
								7	1	5:14.241	3:04.470	1:25.587	44.184	199.6	29:39.655	
								8	1	2:44.190	46.288	1:15.976	41.926	216.4	32:23.845	
								9	1	2:40.374	45.167	1:14.241	40.966	234.3	35:04.219	
								10	1	4:02.701	46.580	1:46.022	1:30.099	213.0	39:06.920	
								11	1	3:07.108	1:10.207	1:15.862	41.039	234.3	42:14.028	
105		JR Motorsport					BMW M4 Silhouette									
		1.Ward SLUYS					GT									
1	1	4:09.051	1:53.095	1:27.533	48.423	159.1	4:09.051									
2	1	3:51.746 B	48.110	1:32.010	1:31.626	223.1	8:00.797									
3	1	8:09.883	6:12.977	1:16.226	40.680	218.6	16:10.680									
4	1	2:37.545	44.485	1:12.642	40.418	238.4	18:48.225									
5	1	2:37.968	43.818	1:14.109	40.041	240.5	21:26.193									
6	1	2:34.836	43.816	1:11.701	39.319	243.2	24:01.029									
7	1	2:35.916	43.430	1:10.938	41.548	243.2	26:36.945									
8	1	2:48.206 B	48.659	1:11.351	48.196	225.0	29:25.151									
9	1	4:37.986	2:46.973	1:11.880	39.133	238.4	34:03.137									
10	1	2:33.407	43.615	1:10.384	39.408	243.2	36:36.544									
11	1	4:19.593	1:44.991	1:54.370	40.232	67.5	40:56.137									
107		Johan Kraan Motorsport					Lamborghini Super Trophoeo									
		1.Max WEERING					GT									
1	1	5:12.301 B	2:35.162	1:31.758	1:05.381	135.0	5:12.301									
2	1	10:47.453	8:42.610	1:20.777	44.066	180.3	15:59.754									
3	1	2:47.115	45.152	1:18.970	42.993	210.9	18:46.869									
4	1	2:53.711 B	46.180	1:15.115	52.416	222.2	21:40.580									
109		MDM Motorsport					Porsche 991									
		1.Hendrik HOFFNER					GT									
1	1	4:31.895	2:21.889	1:26.252	43.754	185.2	4:31.895									
2	1	3:48.969 B	45.450	1:23.054	1:40.465	229.8	8:20.864									
3	1	7:24.609	5:28.896	1:14.502	41.211	239.5	15:45.473									
4	1	2:36.499	43.918	1:13.000	39.581	250.0	18:21.972									
5	1	2:34.822	44.825	1:11.020	38.977	251.2	20:56.794									
6	1	2:41.258 B	42.966	1:10.441	47.851	251.2	23:38.052									
7	1	4:05.489	2:15.060	1:11.675	38.754	234.3	27:43.541									
8	1	2:30.934	42.308	1:10.392	38.234	252.3	30:14.475									
9	1	2:32.168	42.382	1:11.096	38.690	248.8	32:46.643									
10	1	2:36.379	42.735	1:14.286	39.358	253.5	35:23.022									
11	1	4:21.422 B	44.526	1:57.668	1:39.228	183.7	39:44.444									
115		Certainty Racing					Porsche 991 GT3 Cup									
		1.Floris DULLAART					GT									
1	1	3:50.282	1:43.176	1:24.915	42.191	151.3	3:50.282									
2	1	3:51.561 B	50.940	1:36.069	1:24.552	109.3	7:41.843									
3	1	8:00.295	6:00.658	1:18.395	41.242	200.4	15:42.138									
4	1	2:36.882	43.061	1:13.393	40.428	240.0	18:19.020									
5	1	2:36.814	44.387	1:12.969	39.458	201.5	20:55.834									
6	1	2:45.237 B	42.637	1:11.325	51.275	255.3	23:41.071									
126		JJ Racing					Porsche 991 GT3 Cup									
		1.Jos JANSEN					GT									
1	1	4:07.503	2:04.257	1:19.940	43.306	167.4	4:07.503									
2	1	3:43.659 B	44.061	1:32.557	1:27.041	232.3	7:51.162									
3	1	7:02.328	5:07.032	1:15.871	39.425	206.9	14:53.490									
4	1	2:35.766	42.818	1:12.608	40.340	236.3	17:29.256									
5	1	2:32.926	42.794	1:11.618	38.514	225.9	20:02.182									
6	1	2:32.773	42.401	1:11.612	38.760	215.6	22:34.955									
7	1	2:31.848	42.672	1:10.714	38.462	239.5	25:06.803									
8	1	2:37.432	45.504	1:13.427	38.501	234.8	27:44.235									
9	1	2:33.582	42.264	1:12.355	38.963	252.3	30:17.817									
10	1	2:32.885	42.373	1:11.523	38.989	259.6	32:50.702									
11	1	2:33.045	42.133	1:11.432	39.480	261.5	35:23.747									
12	1	4:23.432 B	44.188	1:58.277	1:40.967	179.7	39:47.179									
127		ITRIS Racing Team					Porsche 991 GT3 Cup									
		1.Thomas WINKLER					GT									
1	1	3:43.234	1:32.090	1:27.291	43.853	140.1	3:43.234									
2	1	3:03.594 B	47.160	1:18.398	58.036	193.9	6:46.828									
3	1	8:22.184	6:25.159	1:17.060	39.965	196.0	15:09.012									
4	1	2:34.528	43.856	1:11.829	38.843	228.8	17:43.540									
5	1	2:32.213	43.265	1:10.394	38.554	228.8	20:15.753									
6	1	2:36.474	42.792	1:12.241	41.441	220.9	22:52.227									
7	1	2:41.376 B	42.859	1:10.856	47.661	234.8	25:33.603									
8	1	5:41.315	3:47.339	1:15.066	38.910	241.1	31:14.918									
9	1	2:33.300	42.421	1:11.468	39.411	227.8	33:48.218									
10	1	2:31.299	42.450	1:10.549	38.300	226.9	36:19.517									
11	1	4:18.829	1:25.208	2:07.677	45.944	70.4	40:38.346									
128		ITRIS Racing Team					Porsche 991 Cup									
		1.Alfred WINKLER					GT									
1	1	3:49.577	1:36.814	1:26.996	45.767	141.4	3:49.577									
2	1	4:05.150 B	52.541	1:43.390	1:29.219	103.7	7:54.727									
3	1	7:37.874	5:34.642	1:20.315	42.917	157.2	15:32.601									
4	1	2:55.454	50.160	1:18.849	46.445	201.1	18:28.055									
5	1	2:42.682	44.391	1:17.127	41.164	207.7	21:10.737									
6	1	2:40.417	43.981	1:15.453	40.983	209.3	23:51.154									



SUPERCAR CHALLENGE + GT&PROTO CH

SPA EURO RACE

FREE PRACTICE 1

Sector Analysis

■ Personal Best ■ Session Best ■ Crossing the finish line in the pit lane

Lap	D	Time	Sector 1	Sector 2	Sector 3	T.Sp	Elapsed	Lap	D	Time	Sector 1	Sector 2	Sector 3	T.Sp	Elapsed
7	1	2:46.793	44.495	1:18.825	43.473	210.9	26:37.947	7	1	2:43.399 B	43.843	1:11.509	48.047	242.2	22:50.892
8	1	2:44.547	48.371	1:15.491	40.685	201.9	29:22.494	8	1	4:49.406	2:53.227	1:14.631	41.548	212.2	27:40.298
9	1	2:44.689	45.893	1:16.178	42.618	203.8	32:07.183	9	1	2:35.922	44.531	1:11.816	39.575	238.9	30:16.220
10	1	2:38.065	44.254	1:14.120	39.691	214.3	34:45.248	10	1	2:45.454 B	44.179	1:12.277	48.998	220.4	33:01.674
11	1	3:38.914 B	44.136	1:18.614	1:36.164	207.7	38:24.162	11	1	5:32.473	2:37.018	1:25.990	1:29.465	198.9	38:34.147
								12	1	3:31.312 B	1:26.409	1:13.401	51.502	200.7	42:05.459

129 **ITRIS Racing Team** Porsche 997 GT3 Cup 2011
1. Tomas PFISTER GT

1	1	3:55.161	1:39.849	1:27.658	47.654	153.6	3:55.161
2	1	4:02.475 B	50.781	1:40.493	1:31.201	131.1	7:57.636
3	1	7:40.648	5:33.117	1:23.218	44.313	168.2	15:38.284
4	1	2:55.592	47.336	1:23.326	44.930	195.7	18:33.876
5	1	3:04.125 B	49.043	1:20.628	54.454	191.5	21:38.001
6	1	4:11.208	2:09.524	1:18.836	42.848	210.5	25:49.209
7	1	2:48.294	46.122	1:18.846	43.326	221.3	28:37.503
8	1	2:48.016	46.814	1:18.929	42.273	229.3	31:25.519
9	1	2:46.889	46.343	1:18.650	41.896	228.8	34:12.408
10	1	3:20.766 B	47.089	1:17.524	1:16.153	209.7	37:33.174

150 **Speedlover** Porsche 991 GT3 Cup
1. Pierre -Yves YVES PAQUE GT
2. Gregory PAISSE

1	1	5:19.787	3:10.597	1:24.144	45.046	166.9	5:19.787
2	1	4:04.420 B	47.263	1:27.744	1:49.413	168.7	9:24.207
3	1	5:31.225	3:33.400	1:16.006	41.819	222.7	14:55.432
4	1	2:35.964	43.135	1:12.465	40.364	247.1	17:31.396
5	1	2:34.567	43.000	1:12.065	39.502	259.0	20:05.963
6	1	2:33.475	42.729	1:11.693	39.053	234.8	22:39.438
7	1	2:42.894 B	42.411	1:12.179	48.304	259.6	25:22.332
8	1	5:55.839	4:03.427	1:13.438	38.974	236.8	31:18.171
9	1	2:33.732	42.483	1:11.413	39.836	257.1	33:51.903
10	1	2:33.459	42.360	1:11.892	39.207	254.7	36:25.362
11	1	4:12.273	1:28.808	2:02.032	41.433	82.0	40:37.635

201 **Febo Racing Team** Leon Cupra TCR
1. Dennis DE BORST SSP1
2. Stan VAN OORD

1	1	3:03.330	55.885	1:24.640	42.805	185.6	3:03.330
2	1	3:06.251	46.846	1:38.539	40.866	226.9	6:09.581
3	1	5:11.517 B	1:21.573	2:04.501	1:45.443	89.2	11:21.098
4	1	3:49.166	1:50.900	1:17.731	40.535	188.5	15:10.264
5	1	2:36.112	45.120	1:11.244	39.748	232.8	17:46.376
6	1	2:36.709	44.982	1:11.573	40.154	229.8	20:23.085
7	1	2:36.078	44.630	1:10.710	40.738	236.8	22:59.163
8	1	2:48.485 B	44.447	1:11.407	52.631	236.8	25:47.648
9	1	4:11.442	2:17.109	1:13.712	40.621	232.8	29:59.090
10	1	2:34.675	43.901	1:11.172	39.602	237.4	32:33.765
11	1	2:43.223	45.920	1:14.140	43.163	224.1	35:16.988
12	1	4:08.174	45.296	1:41.103	1:41.775	234.8	39:25.162
13	1	3:06.993 B	54.062	1:18.099	54.832	225.5	42:32.155

202 **Ferry Monster Autosport** Leon Cupra TCR
1. René STEENMETZ SSP1
2. Stephan POLDERMAN

1	1	3:05.089	59.141	1:22.398	43.550	172.0	3:05.089
2	1	2:45.566	46.281	1:18.056	41.229	205.7	5:50.655
3	1	3:45.574 B	1:01.429	1:26.877	1:17.268	146.5	9:36.229
4	1	5:20.014	3:25.248	1:13.918	40.848	218.2	14:56.243
5	1	2:36.404	44.867	1:11.356	40.181	238.4	17:32.647
6	1	2:34.846	44.527	1:10.862	39.457	242.7	20:07.493

210 **Ferry Monster Autosport** Leon Cupra TCR
1. Thijmen NABUURS SSP1
2. Lorenzo VAN RIET

1	1	3:16.443	1:10.168	1:23.594	42.681	176.5	3:16.443
2	1	2:47.860	48.793	1:17.663	41.404	220.9	6:04.303
3	1	5:11.187 B	1:24.102	2:05.201	1:41.884	91.9	11:15.490
4	1	3:55.503	1:55.509	1:19.270	40.724	199.6	15:10.993
5	1	2:37.002	45.323	1:11.733	39.946	230.3	17:47.995
6	1	2:43.459 B	44.344	1:11.031	48.084	237.9	20:31.454
7	1	5:49.185	3:51.071	1:17.083	41.031	196.0	26:20.639
8	1	2:40.735	47.189	1:12.697	40.849	228.3	29:01.374
9	1	2:39.601	45.058	1:13.017	41.526	236.8	31:40.975
10	1	2:36.497	45.251	1:11.284	39.962	237.4	34:17.472
11	1	3:07.407	44.688	1:12.979	1:09.740	238.9	37:24.879
12	1	3:56.164	1:45.394	1:29.667	41.103	69.2	41:21.043

222 **Blueberry Racing** BMW E46 M3
1. Ronald VAN LOON SSP1
2. Luuk VAN LOON


1	1	4:38.535	2:28.098	1:24.619	45.818	164.9	4:38.535
2	1	3:51.080 B	47.686	1:24.762	1:38.632	226.4	8:29.615
3	1	10:27.349	8:26.015	1:18.853	42.481	210.9	18:56.964
4	1	2:44.213	47.231	1:15.255	41.727	228.3	21:41.177
5	1	2:42.294	46.344	1:14.842	41.108	229.8	24:23.471
6	1	2:42.505	45.716	1:15.174	41.615	233.8	27:05.976
7	1	2:42.877	45.691	1:14.332	42.854	229.8	29:48.853
8	1	2:41.142	45.493	1:14.379	41.270	230.8	32:29.995
9	1	2:42.143	45.689	1:15.008	41.446	230.8	35:12.138
10	1	4:14.980 B	45.850	1:43.612	1:45.518	223.1	39:27.118

245 **Harders Plaza** BMW E90
1. Robert VAN DEN BERG SSP1
2. Benjamin VAN DEN BERG

1	1	4:21.279	2:12.906	1:23.576	44.797	179.7	4:21.279
2	1	3:52.368 B	48.926	1:23.368	1:40.074	193.2	8:13.647
3	1	6:32.782	4:36.224	1:14.766	41.792	209.7	14:46.429
4	1	2:51.742 B	45.012	1:14.150	52.580	225.0	17:38.171
5	1	4:56.199	2:57.933	1:16.517	41.749	180.3	22:34.370
6	1	2:40.492	45.749	1:13.623	41.120	234.3	25:14.862
7	1	2:42.803	45.301	1:14.733	42.769	234.3	27:57.665
8	1	2:40.169	45.590	1:13.588	40.991	233.3	30:37.834
9	1	2:39.570	45.037	1:13.981	40.552	236.3	33:17.404
10	1	2:51.403 B	45.103	1:14.099	52.201	234.8	36:08.807

250 **Bas Koeten Racing** Audi RS3 TCR LMS
1. Oscar GRAPER SSP1

1	1	7:20.802 B	4:29.544	1:36.486	1:14.772	101.0	7:20.802
2	1	8:33.167	6:22.681	1:25.982	44.504	161.7	15:53.969
3	1	2:51.073	47.304	1:21.713	42.056	215.6	18:45.042
4	1	2:44.332	46.471	1:15.420	42.441	232.8	21:29.374
5	1	2:41.760	46.329	1:13.463	41.968	234.3	24:11.134
6	1	2:40.076	45.588	1:13.292	41.196	233.8	26:51.210
7	1	2:50.936 B	45.929	1:14.497	50.510	235.3	29:42.146




SUPERCAR CHALLENGE + GT&PROTO CH
SPA EURO RACE
FREE PRACTICE 1

Sector Analysis

■ Personal Best ■ Session Best ■ Crossing the finish line in the pit lane

Lap	D	Time	Sector 1	Sector 2	Sector 3	T.Spd	Elapsed	Lap	D	Time	Sector 1	Sector 2	Sector 3	T.Spd	Elapsed
262 Van der Kooi Racing Lotus Exige V6															
1. Roelant DE WAARD SSP1															
1	1	4:10.400	1:54.944	1:28.174	47.282	153.8	4:10.400	1	1	4:36.924	2:24.288	1:27.140	45.496	120.8	4:36.924
2	1	3:55.968	B 49.506	1:31.937	1:34.525	215.1	8:06.368	2	1	3:55.672	B 49.330	1:30.017	1:36.325	201.5	8:32.596
3	1	7:48.729	5:41.807	1:22.725	44.197	195.7	15:55.097	3	1	7:20.767	5:13.960	1:21.735	45.072	173.6	15:53.363
4	1	2:48.512	46.462	1:19.993	42.057	221.8	18:43.609	4	1	2:52.333	48.287	1:20.811	43.235	204.9	18:45.696
5	1	2:45.130	45.110	1:17.830	42.190	230.8	21:28.739	5	1	2:47.148	47.555	1:17.400	42.193	197.8	21:32.844
6	1	2:51.599	B 45.289	1:17.181	49.129	243.8	24:20.338	6	1	2:48.623	47.271	1:17.743	43.609	214.7	24:21.467
7	1	5:40.541	B 3:19.800	1:17.924	1:02.817	243.2	30:00.879	7	1	2:46.252	46.903	1:16.711	42.638	219.1	27:07.719
8	1	4:12.911	2:09.468	1:19.237	44.206	242.7	34:13.790	8	1	2:44.029	47.072	1:15.404	41.553	220.0	29:51.748
303 Veno Racing BMW Zilhouette															
1. Maxime OOSTEN SSP2															
2. Milan TEEKENS															
1	1	4:36.924	2:24.288	1:27.140	45.496	120.8	4:36.924	1	1	4:36.924	2:24.288	1:27.140	45.496	120.8	4:36.924
2	1	3:55.672	B 49.330	1:30.017	1:36.325	201.5	8:32.596	2	1	3:55.672	B 49.330	1:30.017	1:36.325	201.5	8:32.596
3	1	7:20.767	5:13.960	1:21.735	45.072	173.6	15:53.363	3	1	7:20.767	5:13.960	1:21.735	45.072	173.6	15:53.363
4	1	2:52.333	48.287	1:20.811	43.235	204.9	18:45.696	4	1	2:52.333	48.287	1:20.811	43.235	204.9	18:45.696
5	1	2:47.148	47.555	1:17.400	42.193	197.8	21:32.844	5	1	2:47.148	47.555	1:17.400	42.193	197.8	21:32.844
6	1	2:48.623	47.271	1:17.743	43.609	214.7	24:21.467	6	1	2:48.623	47.271	1:17.743	43.609	214.7	24:21.467
7	1	2:46.252	46.903	1:16.711	42.638	219.1	27:07.719	7	1	2:46.252	46.903	1:16.711	42.638	219.1	27:07.719
8	1	2:44.029	47.072	1:15.404	41.553	220.0	29:51.748	8	1	2:44.029	47.072	1:15.404	41.553	220.0	29:51.748
9	1	2:43.840	46.648	1:15.218	41.974	221.8	32:35.588	9	1	2:43.840	46.648	1:15.218	41.974	221.8	32:35.588
10	1	3:07.815	B 48.744	1:21.604	57.467	214.7	35:43.403	10	1	3:07.815	B 48.744	1:21.604	57.467	214.7	35:43.403
305 Johan Kraan Motorsport Saker															
1. Robin GREENHALGH SSP2															
2. Jerome GREENHALGH															
1	1	20:56.903	B ...	1:28.905	58.724	161.7	20:56.903	1	1	20:56.903	B ...	1:28.905	58.724	161.7	20:56.903
2	1	4:06.910	2:06.221	1:18.016	42.673	207.7	25:03.813	2	1	4:06.910	2:06.221	1:18.016	42.673	207.7	25:03.813
3	1	2:54.813	B 48.949	1:16.513	49.351	212.2	27:58.626	3	1	2:54.813	B 48.949	1:16.513	49.351	212.2	27:58.626
4	1	4:57.566	2:53.047	1:22.849	41.670	202.6	32:56.192	4	1	4:57.566	2:53.047	1:22.849	41.670	202.6	32:56.192
306 MWR Racing BMW E36 M3															
1. Remco DE BEUS SSP2															
1	1	6:51.706	B 4:11.885	1:31.370	1:08.451	127.8	6:51.706	1	1	6:51.706	B 4:11.885	1:31.370	1:08.451	127.8	6:51.706
2	1	8:56.528	6:42.156	1:25.698	48.674	168.0	15:48.234	2	1	8:56.528	6:42.156	1:25.698	48.674	168.0	15:48.234
3	1	3:10.794	B 51.875	1:22.134	56.785	192.9	18:59.028	3	1	3:10.794	B 51.875	1:22.134	56.785	192.9	18:59.028
4	1	4:02.443	1:57.634	1:19.850	44.959	192.9	23:01.471	4	1	4:02.443	1:57.634	1:19.850	44.959	192.9	23:01.471
5	1	2:52.548	50.087	1:18.132	44.329	200.4	25:54.019	5	1	2:52.548	50.087	1:18.132	44.329	200.4	25:54.019
6	1	2:54.747	51.342	1:18.502	44.903	191.5	28:48.766	6	1	2:54.747	51.342	1:18.502	44.903	191.5	28:48.766
7	1	2:55.215	49.977	1:18.887	46.351	181.2	31:43.981	7	1	2:55.215	49.977	1:18.887	46.351	181.2	31:43.981
8	1	2:53.066	49.634	1:17.231	46.201	201.1	34:37.047	8	1	2:53.066	49.634	1:17.231	46.201	201.1	34:37.047
9	1	3:43.320	B 48.922	1:20.796	1:33.602	201.1	38:20.367	9	1	3:43.320	B 48.922	1:20.796	1:33.602	201.1	38:20.367
401 Traxx Racing Team Peugeot RCZ Cup															
1. Chris VOET SP															
2. Bart VAN DEN BROECK															
1	1	4:30.898	2:08.056	1:34.810	48.032	135.8	4:30.898	1	1	4:30.898	2:08.056	1:34.810	48.032	135.8	4:30.898
2	1	3:53.253	B 51.667	1:27.611	1:33.975	196.0	8:24.151	2	1	3:53.253	B 51.667	1:27.611	1:33.975	196.0	8:24.151
3	1	8:03.950	5:53.669	1:24.223	46.058	190.1	16:28.101	3	1	8:03.950	5:53.669	1:24.223	46.058	190.1	16:28.101
4	1	2:56.209	50.451	1:20.903	44.855	204.5	19:24.310	4	1	2:56.209	50.451	1:20.903	44.855	204.5	19:24.310
5	1	3:07.191	B 49.886	1:21.565	55.740	204.2	22:31.501	5	1	3:07.191	B 49.886	1:21.565	55.740	204.2	22:31.501
6	1	6:32.755	4:14.461	1:29.621	48.673	165.1	29:04.256	6	1	6:32.755	4:14.461	1:29.621	48.673	165.1	29:04.256
7	1	3:06.483	51.913	1:26.508	48.062	194.9	32:10.739	7	1	3:06.483	51.913	1:26.508	48.062	194.9	32:10.739
8	1	3:02.437	52.242	1:23.364	46.831	195.7	35:13.176	8	1	3:02.437	52.242	1:23.364	46.831	195.7	35:13.176
9	1	4:24.246	B 51.377	1:57.595	1:35.274	204.5	39:37.422	9	1	4:24.246	B 51.377	1:57.595	1:35.274	204.5	39:37.422
402 Spirit Racing Renault Clio 1.6 Turbo															
1. Rob NIEMAN SP															
1	1	4:32.448	B 1:59.026	1:32.047	1:01.375	141.0	4:32.448	1	1	4:32.448	B 1:59.026	1:32.047	1:01.375	141.0	4:32.448
2	1	6:18.080	B 2:09.525	1:36.213	2:32.342	147.9	10:50.528	2	1	6:18.080	B 2:09.525	1:36.213	2:32.342	147.9	10:50.528
3	1	4:30.941	2:18.712	1:26.193	46.036	182.7	15:21.469	3	1	4:30.941	2:18.712	1:26.193	46.036	182.7	15:21.469
4	1	2:57.851	50.682	1:20.598	46.571	203.4	18:19.320	4	1	2:57.851	50.682	1:20.598	46.571	203.4	18:19.320
5	1	2:57.669	51.783	1:20.851	45.035	207.7	21:16.989	5	1	2:57.669	51.783	1:20.851	45.035	207.7	21:16.989
6	1	2:56.428	50.939	1:19.944	45.545	208.9	24:13.417	6	1	2:56.428	50.939	1:19.944	45.545	208.9	24:13.417
7	1	2:55.725	51.087	1:19.389	45.249	206.1	27:09.142	7	1	2:55.725	51.087	1:19.389	45.249	206.1	27:09.142
8	1	2:55.427	50.264	1:20.129	45.034	206.9	30:04.569	8	1	2:55.427	50.264	1:20.129	45.034	206.9	30:04.569
9	1	3:10.043	B 51.642	1:21.711	56.690	202.2	33:14.612	9	1	3:10.043	B 51.642	1:21.711	56.690	202.2	33:14.612
10	1	6:54.053	3:27.367	2:00.193	1:26.493	182.4	40:08.665	10	1	6:54.053	3:27.367	2:00.193	1:26.493	182.4	40:08.665
266 DK-Racing powered by FMA VW Golf TCR															
1. Jonas DE KIMPE SSP1															
2. Martin HUISMAN															
1	1	3:13.360	1:05.333	1:24.098	43.929	161.9	3:13.360	1	1	3:13.360	1:05.333	1:24.098	43.929	161.9	3:13.360
2	1	2:48.544	48.408	1:17.938	42.198	223.1	6:01.904	2	1	2:48.544	48.408	1:17.938	42.198	223.1	6:01.904
3	1	5:11.716	B 1:24.889	2:06.255	1:40.572	85.0	11:13.620	3	1	5:11.716	B 1:24.889	2:06.255	1:40.572	85.0	11:13.620
4	1	4:00.379	1:56.948	1:21.408	42.023	202.2	15:13.999	4	1	4:00.379	1:56.948	1:21.408	42.023	202.2	15:13.999
5	1	2:41.609	46.664	1:14.043	40.902	229.3	17:55.608	5	1	2:41.609	46.664	1:14.043	40.902	229.3	17:55.608
6	1	2:42.732	46.237	1:15.090	41.405	231.3	20:38.340	6	1	2:42.732	46.237	1:15.090	41.405	231.3	20:38.340
7	1	2:41.571	46.279	1:13.349	41.943	229.3	23:19.911	7	1	2:41.571	46.279	1:13.349	41.943	229.3	23:19.911
8	1	2:57.747	B 47.915	1:17.323	52.509	216.9	26:17.658	8	1	2:57.747	B 47.915	1:17.323	52.509	216.9	26:17.658
9	1	4:26.255	2:29.124	1:15.545	41.586	207.3	30:43.913	9	1	4:26.255	2:29.124	1:15.545	41.586	207.3	30:43.913
10	1	2:38.932	45.741	1:12.694	40.497	230.3	33:22.845	10	1	2:38.932	45.741	1:12.694	40.497	230.3	33:22.845
11	1	2:37.439	45.154	1:11.887	40.398	234.8	36:00.284	11	1	2:37.439	45.154	1:11.887	40.398	234.8	36:00.284
12	1	4:36.045	B 1:08.072	2:09.162	1:18.811	78.1	40:36.329	12	1	4:36.045	B 1:08.072	2:09.162	1:18.811	78.1	40:36.329
266 Ferry Monster Autosport Leon Cupra TCR															
1. Max VEELS SSP1															
2. Jack VAN DER ENDE															
1	1	3:15.545	1:12.165	1:20.646	42.734	174.2	3:15.545	1	1	3:15.545	1:12.165	1:20.646	42.734	174.2	3:15.545
2	1	2:42.655	46.703	1:14.977	40.975	211.4	5:58.200								



SUPERCAR CHALLENGE + GT&PROTO CH


SPA EURO RACE

FREE PRACTICE 1

Sector Analysis

■ Personal Best ■ Session Best ■ Crossing the finish line in the pit lane

Lap	D	Time	Sector 1	Sector 2	Sector 3	T.Sp	Elapsed	Lap	D	Time	Sector 1	Sector 2	Sector 3	T.Sp	Elapsed
403	Racing Team Tappel 1.Henk TAPPEL BMW Zilhouette 2.0 SP														
1	1	5:00.826					5:00.826								
410	Certainty Racing 1.Tim SCHULTE 2.Dillon KOSTER Renault Clio 4 SP														
1	1	8:03.029	4:39.193	1:51.589	1:32.247	99.0	8:03.029								
2	1	8:38.868	6:19.020	1:30.753	49.095	134.2	16:41.897								
3	1	3:07.639	54.576	1:24.731	48.332	192.5	19:49.536								
4	1	3:13.216	53.805	1:23.892	55.519	192.2	23:02.752								
5	1	5:01.130	2:52.145	1:22.051	46.934	192.9	28:03.882								
6	1	2:58.836	52.522	1:20.543	45.771	192.9	31:02.718								
7	1	2:58.356	52.109	1:20.316	45.931	194.9	34:01.074								
8	1	3:22.412	52.441	1:19.147	1:10.824	191.5	37:23.486								
9	1	4:05.759	1:45.054	1:34.847	45.858	71.5	41:29.245								
427	BlueBerry Racing 1.Dick VAN ELK Mazda MX-5 SP														
1	1	4:54.453	2:27.592	1:34.146	52.715	153.4	4:54.453								
2	1	3:48.295	57.056	1:28.375	1:22.864	177.3	8:42.748								
3	1	7:55.184	5:41.611	1:25.018	48.555	180.9	16:37.932								
4	1	3:14.463	54.726	1:22.618	57.119	182.7	19:52.395								
5	1	3:14.511	55.689	1:23.679	55.143	184.3	23:06.906								
6	1	3:09.158	55.838	1:23.947	49.373	182.1	26:16.064								
7	1	3:06.725	54.603	1:24.292	47.830	183.1	29:22.789								
8	1	3:05.849	55.942	1:21.903	48.004	180.0	32:28.638								
9	1	3:05.937	54.209	1:20.969	50.759	185.6	35:34.575								
10	1	4:30.603	54.601	1:55.595	1:40.407	181.5	40:05.178								
499	Spirit Racing 1.John VAN DER VOORT 2.Sandra VAN DER SLOOT Renault Clio 1.6 Turbo SP														
1	1	4:20.222	2:02.511	1:29.143	48.568	161.0	4:20.222								
2	1	3:55.064	52.674	1:26.628	1:35.762	195.7	8:15.286								
3	1	7:08.257	4:56.785	1:24.585	46.887	150.6	15:23.543								
4	1	2:54.701	50.862	1:18.883	44.956	203.0	18:18.244								
5	1	2:52.058	50.866	1:17.205	43.987	206.5	21:10.302								
6	1	2:50.558	49.735	1:17.015	43.808	206.9	24:00.860								
7	1	3:00.867	49.544	1:16.276	55.047	200.4	27:01.727								
8	1	7:31.115	5:12.285	1:31.405	47.425	166.9	34:32.842								
9	1	3:58.337	56.761	1:33.272	1:28.304	151.3	38:31.179								
10	1	4:11.668	1:37.677	1:27.506	1:06.485	133.3	42:42.847								
601	Prime Racing 1.Jean-Pierre PIERRE LEQUE 2.Jean Marc UEBERCKEN Ginetta Nissan G57 LMP3														
1	1	3:53.849	1:49.723	1:21.720	42.406	179.7	3:53.849								
2	1	3:54.472	49.691	1:37.653	1:27.128	107.8	7:48.321								
3	1	7:56.690	5:57.831	1:16.183	42.676	185.2	15:45.011								
4	1	2:47.583	46.125	1:12.402	49.056	199.3	18:32.594								
5	1	3:05.054	1:18.731	1:08.463	37.860	220.9	21:37.648								
6	1	2:31.965	41.431	1:10.808	39.726	223.6	24:09.613								
7	1	2:26.308	40.622	1:05.812	39.874	248.3	26:35.921								
8	1	2:31.917	40.201	1:06.386	45.330	259.6	29:07.838								
9	1	3:29.314	1:46.717	1:06.570	36.027	246.6	32:37.152								
10	1	2:23.299	41.496	1:05.688	36.115	267.3	35:00.451								
11	1	3:23.737	39.849	1:17.066	1:26.822	245.5	38:24.188								
12	1	3:25.836	1:32.494	1:07.883	45.459	203.8	41:50.024								
603	EDEKA Aschoff Racing 1.Max ASCHOFF Ginetta Nissan G58 LMP3														
1	1	5:57.165	3:44.323	1:19.123	53.719	166.4	5:57.165								
2	1	11:02.740	9:11.212	1:11.716	39.812	213.4	16:59.905								
3	1	2:31.072	42.253	1:09.910	38.909	232.8	19:30.977								
4	1	2:51.553	46.716	1:16.695	48.142	186.2	22:22.530								
5	1	9:10.820	7:07.283	1:20.010	43.527	193.2	31:33.350								
6	1	2:32.335	42.926	1:11.922	37.487	238.4	34:05.685								
7	1	2:28.662	42.590	1:07.632	38.440	231.8	36:34.347								
8	1	4:20.062	1:44.122	1:57.733	38.207	77.1	40:54.409								
605	Team Clim Air 1.Laurents HÖRR 2.Pieder DECURTINS Ligier LMP3 LMP3														
1	1	6:05.269	4:05.232	1:19.080	40.957	208.9	6:05.269								
2	1	5:11.611	1:23.845	2:05.111	1:42.655	96.2	11:16.880								
3	1	4:29.209	2:36.638	1:12.555	40.016	240.5	15:46.089								
4	1	2:33.367	43.570	1:11.014	38.783	252.9	18:19.456								
5	1	2:40.035	42.738	1:08.795	48.502	252.3	20:59.491								
6	1	5:52.010	3:56.335	1:15.004	40.671	225.0	26:51.501								
7	1	2:35.079	43.977	1:10.925	40.177	237.9	29:26.580								
8	1	2:34.129	43.351	1:10.837	39.941	233.3	32:00.709								
9	1	2:32.193	43.203	1:08.989	40.001	244.3	34:32.902								
10	1	2:53.503	42.568	1:08.716	1:02.219	250.6	37:26.405								
11	1	3:53.221	1:45.420	1:28.724	39.077	70.4	41:19.626								
606	DKR Engineering 1.Marcello MARATEOTTO Norma M30 LMP3 LMP3														
1	1	12:26.082	3:44.878	2:36.215	6:04.989	66.0	12:26.082								
657	T2 Racing 1.Stephan RUPP 2.Vincent CAPILLAIRE Ligier LMP3 LMP3														
1	1	3:29.149	1:19.991	1:19.167	49.991	148.4	3:29.149								
2	1	3:09.450	49.335	1:25.171	54.944	184.3	6:38.599								
3	1	9:12.059	7:19.259	1:13.390	39.410	174.2	15:50.658								
4	1	2:31.584	43.931	1:09.207	38.446	238.9	18:22.242								
5	1	2:35.870	40.728	1:06.083	49.059	244.9	20:58.112								
6	1	4:59.565	3:11.853	1:09.694	38.018	234.3	25:57.677								
7	1	2:32.052	44.919	1:08.904	38.229	249.4	28:29.729								
8	1	2:26.812	41.593	1:07.288	37.931	263.4	30:56.541								
9	1	2:24.442	40.971	1:06.270	37.201	266.7	33:20.983								
10	1	2:24.867	41.614	1:06.353	36.900	254.7	35:45.850								
11	1	4:22.530	44.536	1:59.714	1:38.280	160.0	40:08.380								
807	Kraft Racing 1.Norbert SAUVAIN 2.Evan MEUNIE Norma M20FC CN														
1	1	3:09.260					3:09.260								
2	1	2:29.624					5:38.884								
3	1	9:06.233					14:45.117								
4	1	2:22.168					17:07.285								
5	1	2:22.248					19:29.533								
6	1	2:21.959					21:51.492								
7	1	2:38.181					24:29.673								
8	1	5:06.849					29:36.522								
9	1	2:37.119					32:13.641								
10	1	2:34.459					34:48.100								



SUPERCAR CHALLENGE + GT&PROTO CH

SPA EURO RACE

FREE PRACTICE 1

Sector Analysis

■ Personal Best ■ Session Best B Crossing the finish line in the pit lane

Lap	D	Time	Sector 1	Sector 2	Sector 3	T.Spd	Elapsed	Lap	D	Time	Sector 1	Sector 2	Sector 3	T.Spd	Elapsed
809 Kraft Racing Norma M20FC															
1.Tom BOONEN CN															
2.Tim VERBERGT															
1	1	3:43.587					3:43.587								
2	1	2:51.733 B					6:35.320								
3	1	9:16.263					15:51.583								
4	1	2:31.685					18:23.268								
5	1	2:28.528					20:51.796								
6	1	2:39.033 B					23:30.829								
7	1	5:56.147					29:26.976								
8	1	2:34.439					32:01.415								
9	1	2:31.949					34:33.364								
10	1	6:51.082					41:24.446								
844 Neil Primrose Racing Norma M20FC															
1.Neil PRIMROSE CN															
2.Samuel ALLPASS															
1	1	4:09.134	1:51.861	1:27.664	49.609	146.1	4:09.134								
2	1	3:59.897 B	51.867	1:31.795	1:36.235	174.8	8:09.031								
3	1	7:40.040	5:30.890	1:20.672	48.478	175.6	15:49.071								
4	1	2:45.917	48.482	1:15.315	42.120	188.5	18:34.988								
5	1	2:42.216	47.414	1:13.447	41.355	213.4	21:17.204								
6	1	2:36.156	45.869	1:10.668	39.619	217.7	23:53.360								
7	1	2:35.702	44.421	1:11.830	39.451	221.8	26:29.062								
8	1	2:33.109	43.810	1:09.036	40.263	224.1	29:02.171								
9	1	3:09.630	44.860	1:10.458	1:14.312	227.4	32:11.801								
10	1	2:36.853	49.381	1:08.484	38.988	229.8	34:48.654								
11	1	3:42.282 B	43.974	1:16.933	1:41.375	226.4	38:30.936								
901 Roke Racing Radical SR3RS															
1.Antoine MATTÉO SR3															
2.Hector GOURAUD															
1	1	5:18.511					5:18.511								
2	1	24:16.026					29:34.537								
3	1	5:44.035					35:18.572								
914 BS Racing by Baticonsult Radical SR3 RSX															
1.Alain BERG SR3															
1	1	3:45.636	1:29.449	1:27.529	48.658	134.2	3:45.636								
2	1	4:00.694 B	54.761	1:39.496	1:26.437	112.3	7:46.330								
3	1	8:10.606	6:08.886	1:19.960	41.760	162.2	15:56.936								
4	1	2:44.758	45.768	1:18.322	40.668	202.2	18:41.694								
5	1	2:36.048	45.053	1:11.145	39.850	221.8	21:17.742								
6	1	2:36.740	45.592	1:11.461	39.687	216.9	23:54.482								
7	1	2:35.481	44.278	1:11.611	39.592	223.6	26:29.963								
8	1	2:42.174 B	44.416	1:09.641	48.117	220.9	29:12.137								
9	1	4:41.309	2:51.851	1:09.934	39.524	198.5	33:53.446								
10	1	2:32.841	44.241	1:08.786	39.814	217.7	36:26.287								
11	1	4:12.501	1:30.712	2:00.476	41.313	83.3	40:38.788								